

**SECURITIES AND EXCHANGE COMMISSION**  
**SEC FORM 20-IS**

**INFORMATION STATEMENT PURSUANT TO SECTION 17.1(b)**  
**OF THE SECURITIES REGULATION CODE**

1. Check the appropriate box:

Preliminary Information Statement

Definitive Information Statement

2. Name of Registrant as specified in its charter

MANILA JOCKEY CLUB, INC.

3. Province, country or other jurisdiction of incorporation or organization

Metro Manila, Philippines

4. SEC Identification Number

PW803

5. BIR Tax Identification Code

000-786-765-000

6. Address of principal office

San Lazaro Leisure Park, Brgy. Lantic, Carmona, Cavite

Postal Code

1003

7. Registrant's telephone number, including area code

(02) 687-9889

8. Date, time and place of the meeting of security holders

June 30, 2017, 9:00 AM at the Turf Club, San Lazaro Leisure and Business Park,  
Carmona, Cavite

9. Approximate date on which the Information Statement is first to be sent or given to security holders

Jun 8, 2017

10. In case of Proxy Solicitations:

Name of Person Filing the Statement/Solicitor

NA

Address and Telephone No.

NA

11. Securities registered pursuant to Sections 8 and 12 of the Code or Sections 4 and 8 of the RSA  
(information on number of shares and amount of debt is applicable only to corporate registrants):

Title of Each Class	Number of Shares of Common Stock Outstanding and Amount of Debt Outstanding
COMMON	996,170,748

13. Are any or all of registrant's securities listed on a Stock Exchange?

Yes          No

If yes, state the name of such stock exchange and the classes of securities listed therein:

PHILIPPINE STOCK EXCHANGE, COMMON

*The Exchange does not warrant and holds no responsibility for the veracity of the facts and representations contained in all corporate disclosures, including financial reports. All data contained herein are prepared and submitted by the disclosing party to the Exchange, and are disseminated solely for purposes of information. Any questions on the data contained herein should be addressed directly to the Corporate Information Officer of the disclosing party.*

## Manila Jockey Club, Inc. MJC

**PSE Disclosure Form 17-5 - Information Statement for Annual or  
Special Stockholders' Meeting**  
*References: SRC Rule 20 and  
Section 17.10 of the Revised Disclosure Rules*

<b>Date of Stockholders' Meeting</b>	Jun 30, 2017
<b>Type (Annual or Special)</b>	Annual
<b>Time</b>	9:00 A.M.
<b>Venue</b>	Turf Club, San Lazaro Leisure and Business Park, Carmona, Cavite
<b>Record Date</b>	May 9, 2017

**Inclusive Dates of Closing of Stock Transfer Books**

<b>Start Date</b>	N/A
<b>End date</b>	N/A

**Other Relevant Information**

Attached is the Preliminary Information Statement of Manila Jockey Club, Inc., received by the Securities and Exchange Commission.

**Filed on behalf by:**

<b>Name</b>	Chino Paolo Roxas
<b>Designation</b>	Corporate Information Officer and Compliance Officer

# COVER SHEET

PW803

S.E.C. Registration Number

MANILA JOCKEY CLUB, INC.

( Company's Full Name )

14TH FLOOR STRATA 100 BLDG.

F. ORTIGAS JR. ROAD

ORTIGAS CENTER, PASIG CITY

( Business Address : No. Street City / Town / Province )

ATTY. CHINO PAOLO Z. ROXAS

Contact Person

687-9889

Company's Telephone Number

## PRELIMINARY INFORMATION STATEMENT-2017

12

Month

31

Day

Fiscal Year

20-15

FORM TYPE

06

Month

30

Day

Annual Meeting

Secondary License Type, If Applicable

Dept. Requiring this Doc.

Amended Articles Number/Section

Total No. of Stockholders

Domestic

Foreign

Total Amount of Borrowings

To be accomplished by SEC Personnel concerned

File Number

LCU

Document I.D.

Cashier


STAMPS

Remarks = pls. Use black ink for scanning purposes

SECURITIES AND EXCHANGE COMMISSION

SEC Form 20-IS

INFORMATION STATEMENT PURSUANT TO SECTION 20  
OF THE SECURITIES REGULATION CODE



1. Check the appropriate box:

- Preliminary Information Sheet
- Definitive Information Statement

2. Name of Registrant as specified in its charter: **MANILA JOCKEY CLUB, INC.**

3. Province, Country or other jurisdiction of incorporation or organization : **Metro Manila, Philippines**

4. SEC Identification Number: **PW803**

5. BIR Tax Identification Number: **000-786-765-000**

6. Address of principal office : **San Lazaro Leisure Park  
Brgy. Lantic, Carmona, Cavite  
1003**

7. Registrant's telephone number, including area code: **(02) 687-9889**

8. Date, Time and Place of the meeting of security holders: **June 30, 2017 [Friday] at 9:00 a.m. at the Turf Club, San Lazaro Leisure and Business Park, Carmona, Cavite**

9. Approximate date on which the Information Statement is first to be sent or given to security holders : **June 8, 2017**

10. Securities registered pursuant to Section 8 and 12 of the Code (*information on number of shares and amount of debt is applicable only to corporate registrants*):

Title of Each Class Outstanding	Number of Shares of Common Stock Outstanding or Amount of Debt Outstanding
<b>Common</b>	<b>996,170,748</b>

11. Are any or all of registrant's securities listed on the Philippines Stock Exchange?

Yes  No

The registrant's securities are listed with the Philippine Stock Exchange.

# MANILA JOCKEY CLUB, INC.

## INFORMATION STATEMENT

This Information Statement is dated May 12, 2017 and is being furnished to stockholders of Manila Jockey Club, Inc. (the "Company"), at least fifteen (15) business days prior to the Annual Stockholders' Meeting on June 30, 2017 or approximately on or before June 8, 2017.

### WE ARE NOT ASKING FOR A PROXY AND YOU ARE REQUESTED NOT TO SEND US A PROXY

#### A. GENERAL INFORMATION

1. Date, time and place of meeting of security holders.

Date	:	June 30, 2017 ( <i>Friday</i> )
Time	:	9:00 a.m.
Place	:	Turf Club, San Lazaro Leisure and Business Park, Carmona, Cavite.
Record Date	:	May 9, 2017

The principal office address of the Company is currently at the San Lazaro Leisure Park, Carmona Cavite.

The approximate date on which the Information Statement will first be sent to security holders is June 8, 2017.

2. Dissenters' Right of Appraisal

The Corporation Code provides that a stockholder has the right to dissent and demand payment of the fair value of his shares in case of any amendment of the Articles of Incorporation which has the effect of changing or restricting the rights of any respect superior to those of outstanding shares of any class, or of extending or shortening the terms of corporate existence or in case of sale, lease, exchange, transfer, mortgage or other disposition of all or substantially all of the corporate property and assets or and in case of merger or consolidation. The appraisal right may be exercised by any stockholder who shall have voted against the proposed corporate action by making a written demand on the corporation within thirty (30) days after the date on which the vote was taken for payment of the fair market value of shares.

There is no matter to be taken up at the Annual Meeting which may give rise to a dissenter's right of appraisal.

3. Interest of Certain Persons in or Opposition to Matters to be Acted Upon

There is no director, officer or nominee that has substantial interest in any matter to be acted upon in the Annual Meeting.

There is no director who has informed the Company in writing that he intends to oppose any action to be taken at the Annual Stockholders' Meeting.

## B. CONTROL AND COMPENSATION INFORMATION

### 4. Voting Securities and Principal Holders Thereof

- a. Number of shares outstanding as of Record Date of May 09, 2017.

Common	996,170,748
--------	-------------

- b. Number of Foreign Ownership: 47,439,969 common shares

- c. Percentage of Foreign Ownership Level: 4.75%

Each security holder shall be entitled to as many number of votes as the number of shares held.

- d. Record date: May 09, 2017

- e. Cumulative Voting Rights

Each security holder is entitled to cumulative voting rights pursuant to Section 24 of the Corporation Code of the Philippines which provides:

“Sec. 24. Election of directors or trustees. - xxx In stock corporations, every stockholder entitled to vote shall have the right to vote in person or by proxy the number of shares of stock standing, at the time fixed in the by-laws, in his own name on the stock books of the corporation, or where the by-laws are silent, at the time of the election; and said stockholder may vote such number of shares for as many persons as there are directors to be elected or he may cumulate said shares and give one candidate as many votes as the number of his shares shall equal, or he may distribute them on the same principle among as many candidates as he shall see fit: Provided, That the total number of votes cast by him shall not exceed the number of shares owned by him as shown in the books of the corporation multiplied by the whole number of directors to be elected: xxx”

- f. Security Ownership of Certain Beneficial Owners and Management

I. Security Ownership of Certain Record and Beneficial Owners as of May 09, 2017.

<u>Title of Class</u>	<u>Name and Address of Owner and Relationship with Issuer</u>	<u>Name of Beneficial Owner and Relationship with Record Owner</u>	<u>Citizenship</u>	<u>No. of Shares Held</u>	<u>Percent of Class</u>
Common	PCD Nominee Corporation G/F, Makati Stock Exchange Bldg. 6767 Ayala Avenue, Makati City		Filipino	440,824,187 (r) (d)	44.25%
Common	ARCO Equities, Inc. 12/F, Strata 100 Building F. Ortigas Jr., Ortigas Center, Pasig City	Alfonso R. Reyno, Jr. - Chairman	Filipino	98,770,857 (r) (d)	9.92%
Common	Alfonso R. Reyno, Jr. 12/F, Strata 100 Building F. Ortigas Jr., Ortigas Center, Pasig City	Same as record owner	Filipino	65,947,940 (r) (d)	6.62%
Common	Exequiel D. Robles Sta. Lucia Realty East Grandmall 3/F, Bldg. 2, Marcos Highway cor. Felix Avenue, Cainta, Rizal	Same as record owner	Filipino	56,911,100 (r) (d)	5.71%

*\*There is no actual natural or judicial person that directs the voting or disposition of the shares held by the PCD Nominee Corporation. Further, there is no beneficial owner of the shares held by the PCD Nominee Corporation that holds or can vote on 5% or more of the Company's voting securities.*

II. Security Ownership of Management (Directors & Officers) as of May 09, 2017.

<u>Title of Class</u>	<u>Name of Beneficial Owner</u>	<u>Amount and Nature of Beneficial Ownership</u>	<u>Citizenship</u>	<u>Percent of Class</u>
Common	<b>Reyno, Alfonso R. Jr.</b> 12/F, Strata 100 Building F. Ortigas Jr., Ortigas Center, Pasig City	65,947,940 (d)	Filipino	6.62%
Common	<b>Reyno, Alfonso G. III</b> 12/F, Strata 100 Building F. Ortigas Jr., Ortigas Center, Pasig City	745,760 (d)	Filipino	0.07%
Common	<b>Santos-Tan, Mariza</b> Cluster 351 A Alexandra Cond., Meralco Avenue, Pasig City	5,190 (d)	Filipino	0.00%
Common	<b>Morales, Ma. Luisa T.</b> No. 3 Pili Road, South Forbes Park, Makati City	19 (d)	Filipino	0.00%



Common	<b>Reyno, Christopher G.</b> 12/F, Strata 100 Building F. Ortigas Jr., Ortigas Center, Pasig City	478,668 (d)	Filipino	0.05%
Common	<b>Carpio, Lucas C. Jr.</b> 12/F, Strata 100 Building F. Ortigas Jr., Ortigas Center, Pasig City	1 (d)	Filipino	0.00%
Common	<b>Tan, Pedro O.</b> 2255 Pasong Tamo Street Makati City	1 (d)	Filipino	0.00%
Common	<b>Espiritu, John Anthony B.</b> 17 Penthouse B, Ritz Towers, Ayala Ave., Makati City	1 (d)	Filipino	0.00%
Common	<b>Valdepeñas, Victor B.</b> No. 61 Vernon St., Filinvest 1 Batasan Hills, Diliman, Quezon City	1 (d)	Filipino	0.00%
Common	<b>Fernandez, Victor C.</b> 1570 Princeton St., Wack-Wack Village, Mandaluyong City	1(d)	Filipino	0.00%
Common	<b>Domingo, Ferdinand A.</b> 12/F, Strata 100 Building F. Ortigas Jr., Ortigas Center, Pasig City	3,548,030 (r) (d)	Filipino	0.35%
Common	<b>Total (Directors &amp; Officers)</b>	<b>70,725,612 (d)</b>	<b>Filipino</b>	<b>7.10%</b>

### III. Voting Trust Holders of 5% or More

There is no person or entity that holds a voting trust for and in behalf of any stockholder with shareholdings of 5% or more.

### IV. Changes in Control

The Corporation is not aware of any arrangement which may result in the change in its control.

### V. Directors and Executive Officers (as of May 09, 2017)

#### **ALFONSO R. REYNO, JR.**

Filipino, was born on July 8, 1944. He graduated from the University of the Philippines in 1965 with a degree of Bachelor of Arts, Political Science and finished his

Bachelor of Laws degree in the same school in 1969. He formerly occupied the following government positions: Deputy Minister of Defense (1984-1986), Member of the Batasang Pambansa (1984-1986), Vice Governor of Cagayan (1980-1984), Member of the Board of Trustees of the Cagayan State University (1979-1986). He is affiliated with and occupies the following positions in various institutions, during the last five (5) years viz: Chairman and CEO, Manila Jockey Club, Inc. (March 1, 1997 to Present); Chairman and President, Arco Management & Development Corporation, Arco Equities, Inc., Arco Ventures, Inc. (1995 to Present), Bonaventure Development Corporation (1983 to Present); Managing Partner, Reyno Tiu Domingo & Santos Law Offices (1976 to Present); Chairman and President of MJC Investments Corporation (2009 to present). He resides at No. 4 Pili Road, South Forbes Park, Makati City.

### **MARIZA SANTOS-TAN**

Filipino, was born on May 29, 1958 at Quezon City. She graduated from the San Sebastian College with a degree, Bachelor of Science in Commerce. At present, she is affiliated with and occupies the following positions in various institutions in the last five (5) years, viz: Director, Consolidated Insurance Co., Inc.; Unioil Resources and Holdings Co., Inc.; Vice Chairman and Director, Manila Jockey Club, Inc.; Vice-President and Corporate Secretary, Sta. Lucia Realty Development, Inc.; Director and Corporate Secretary, Sta. Lucia East Grandmall and Orchard Golf and Country Club; President, Royale Tagaytay Golf and Country Club. She is currently a Vice Chairman of MJC Investments Corporation, She resides at Cluster 351A Alexandra Condominium, Meralco Avenue, Pasig City, Metro Manila.

### **ALFONSO G. REYNO III**

Filipino, was born on March 9, 1970, is a lawyer by profession. He is affiliated with and occupies the following position in various institutions in the last five (5) years viz: President and COO, Manila Jockey Club, Inc. (March 1, 1997 to Present); viz: President, Arco Ventures, Inc. (1995 to Present), Director, Arco Management & Development Corporation, Bonaventure Development Corporation. Arco Equities, Inc. (1995 to present), Junior Associate, ACCRA Law Offices (1997-1999), Junior Partner, Reyno Tiu Domingo & Santos Law Offices (1999 to present); Director of MJC Investments Corporation (2009 to present). He resides at 23B South Tower Condominium, Pacific Plaza Tower, Fort Bonifacio, Taguig City.

### **PEDRO O. TAN**

Filipino, was born on November 13, 1937. He graduated from the Far Eastern University with a degree of Bachelor of Science in Business Administration. He is affiliated with and occupies the following positions in various institutions in the last five (5) years, viz: President, General Manager and Director, Triplex Enterprises, Inc.

and Gibson Manufacturing Co., Inc.; President and Director, Burlington Philippines Industries, Inc., Evergrow Industries, Inc., and HPT Industries, Inc.; Treasurer and Director, Zipporah Holding Corporation, Blue Ridge Mineral Corporation, Highland Securities Philippines and Liberty Telecoms Holdings, Inc. Currently a director of MJC Investments Corporation. He resides at 2255 Pasong Tamo Street, Makati City, Metro Manila.

#### **VICTOR B. VALDEPEÑAS**

Filipino, was born on July 28, 1946. He graduated from the University of the Philippines in 1966 with a degree of Bachelor of Science Major in Economics and finished his Doctor of Philosophy in Economics in the same school in 1972. In the last five (5) years or more he is affiliated with and occupies the following positions in various institutions, viz: Vice President and Country Treasurer of Citibank N.A. (from 1987-1994); Executive Vice President/Treasurer of Unionbank of the Philippines (1993-1997); consultant to the Chairman of National Economic Council; Assistant Director, National Planning Policy Research of National Economic Development Authority; Faculty Member of University of the Philippines; Professorial Lecturer of University of Sto. Tomas; Director of the University of the Philippines Alumni Association (2012-2015). He was the President and Chief Operating Officer of Unionbank of the Philippines.

He resides at No. 61 Vernon Street, Filinvest Batasan Hills, Diliman Quezon City.

#### **VICTOR C. FERNANDEZ**

Filipino, was born on March 10, 1944. He graduated from University of the Philippines in 1967 with a degree of A.B. major in Economics and finished his Bachelor of Laws degree in the same school in 1971. Graduated ranked no. 10 in the University of the Philippines, College of Law, Class of 1971 with a weighted average of 2.06, took the bar exam after graduation and passed the same with the rating of 86.7% (23<sup>rd</sup> place). He is affiliated with and occupies the following positions in various institutions during the last five years, viz: Deputy Ombudsman for Luzon, Office of the Ombudsman (*March 2003 to March 2010*); Senior Partner, Fernandez , Pacheco & Dizon Law Office (*1993 to February 2003*); Senior Partner, Fernandez, Velasco & Grapilon Law Offices (*1987 to 1993*); Senior Partner, Fernandez, Ambrocio & Fernandez Law Offices (*1982 to 1987*); Associate, Sen. Estanislao A. Fernandez Law Offices (*1972 to 1981*), Legal Consultant, World Bank - Supreme Court Project on the Review of the Criminal Justice System; Lecturer for both Mandatory Continuing Legal Education (MCLE) and Institute of judicial Academy, University of the Philippines. At present he is Consultant both for Local Water Utilities Administration (LWUA) and the Commission on Audit (COA). He is currently one of the independent directors of MJCI. He resides at No. 1570 Princeton Street, Wack-wack Village, Mandaluyong City.

### **CHRISTOPHER G. REYNO**

Filipino, was born on October 30, 1975. He graduated from De La Salle University in 1997 with a degree of Bachelor of Arts major in Liberal Arts. He is affiliated with and occupies the following positions in various institutions during the last five years, viz: Director, ARCO Management & Development Corporation; Director ARCO Ventures, Inc.; Director, ARCO Equities, Inc.; Director, Bonaventure Development Corporation and Technical Assistant, Board of Directors of the Philippine National Bank. He resides at No. 4 Pili Road, South Forbes Park, Makati City.

### **LUCAS C. CARPIO, JR.**

Filipino, was born on August 18, 1947. He graduated from De La Salle College with a degree of Bachelor of Arts in Political Science - History and finished his Bachelor of Laws degree in the Ateneo de Davao University in 1975. He is affiliated with and occupied the following positions in various institutions in the last five (5) years, viz: Assistant City Fiscal, Davao City; Manager - Litigation Group, Security Bank and Trust Company; Junior Associate, Yulo and Bello Law Offices; Managing Partner, Carpio and Bello Law Offices. He resides at 22 Uruguay Street, Better Living Subdivision, Parañaque City.

### **MA. LUISA T. MORALES**

Filipino, was born on June 21, 1944. She graduated from Assumption College with a Bachelor of Arts degree in Commerce. She is affiliated with and is a Director of Tormil Realty Corporation during the last five years. She resides at No. 3 Pili Road, South Forbes Park, Makati City.

### **JOHN ANTHONY B. ESPIRITU**

Filipino, was born on July 12, 1963. He graduated from University of Michigan, Ann Arbor Michigan, United States with a degree of Bachelor of Business Administration in May 1985. He also obtained from said university and masteral degree in Business Administration in May 1990. He occupied and is currently holding the following position during the last five (5) year: President/Director of EBE Land, Inc. (January 1997 to present); Chairman /Publisher of the Philippine news, San Francisco, California (*November 2004 to present*); Director of Asia-Pacific Medical Corp of Saipan, Northern Marianas Islands (*June 1998 to present*). He resides at Penthouse B, Ritz Towers, Ayala Avenue, Makati City.

## **FERDINAND A. DOMINGO**

Filipino, was born on June 22, 1952. He graduated from the University of the Philippines in 1972 with a degree of Bachelor of Arts and Political Science and finished his Bachelor of Laws degree in the same school in 1977. In the last five (5) years or more he is affiliated with and occupies the following positions in various institutions, viz: Senior Partner, Reyno Tiu Domingo & Santos Law Offices (*September 1, 1991 to Present*); Corporate Secretary and General Counsel of MJC Investments Corporation (*2009 to present*); Director, CICI General Insurance Corporation (*May 2001 to Present*); Director, United Overseas Bank (*May 2001 to July 2002*); Corporate Secretary, Westmont Bank (*May 17, 2000 to January 16, 2004*); Director, PNB Holdings Ltd. and PNB Hongkong Branch (*1998 to February 2000*); Bank Attorney, Philippine National Bank (*1978-1984*); Corporate Secretary, Philippine Racing Club, Inc. (*1994-1997*); Legal Counsel and Corporate Secretary, National Steel Corporation (*May 3, 1995 to March 1997*). He resides at No. 14 Lopez Jaena Street, Ayala Heights, Quezon City.

## **INDEPENDENT DIRECTORS**

VICTOR B. VALDEPEÑAS and VICTOR C. FERNANDEZ are the independent directors of the Company. During the Annual Stockholders Meeting last June 30, 2016, Directors Valdepeñas and Fernandez were elected Independent Directors of the Company. They are independent of management and free from any business or other relationship where it could, or could reasonably be perceived to mutually interfere with their exercise of independent judgment to carry out their responsibilities as directors.

The Directors of the Company are elected at the Regular Annual Meeting of Stockholders, to hold office until the next succeeding annual meeting or until their respective successors shall have been elected and qualified.

Information required in Part V (a) (4) of Rule 3-3 of the Securities Regulation Code regarding bankruptcy petitions are not applicable. No case as such has been filed against any officer or director of the Company or against any corporation where said officers and directors are connected.

There was no transaction or proposed transaction during the last two (2) years to which the Company was or is to be a party with: a) any director/executive director; b) any nominee for election as director; c) any security holder of record, beneficial owner or Management and d) any member of the immediate family of the foregoing person/s.

No director has resigned or declined to stand for re-election since the date of the last Annual Meeting because of a disagreement with the Company on any matter relating to the Company's operations, policies or practices.

Directors and Independent Directors are nominated through the Nomination Committee. After the submission of names as recommended by the stockholders, the Nomination Committee evaluates the recommendations as per the requirements and

disqualifications stated in Section 38 of the SRC<sup>1</sup> as well as the Code of Corporate Governance. After evaluation, said names will be submitted to the stockholders as nominees for directors.

The following are the members of the Nomination Committee with Alfonso Victorio G. Reyno III as the Chairman.

FERDINAND A. DOMINGO	-	Member
VICTOR C. FERNANDEZ	-	Member
(Independent Director)		

The members of the Nomination Committee are free from any business or other relationship with the Independent Directors.

Pursuant to Section 38 of the SRC<sup>2</sup> and as adopted in the by-laws of the Corporation dated June 02, 2014, the following rules shall apply in the Nomination and Election of Independent Directors:

- a. The Nomination Committee shall promulgate the guidelines or criteria to govern the conduct of the nomination. The same shall be properly disclosed in the company's information or proxy statement or such other reports required to be submitted to the Securities and Exchange Commission ("SEC").
- b. Nomination of independent directors shall be conducted by the Nomination Committee prior to a stockholder's meeting. All recommendations shall be signed by the nominating stockholders together with the acceptance and conformity by the would-be nominees.
- c. The Nomination Committee shall pre-screen the qualifications and prepare a final list of all candidates and put in place screening policies and parameters to enable it to effectively review the qualifications of the nominees for independent directors.
- d. After the nomination, the Nomination Committee shall prepare a Final List of Candidates which shall contain all the information about all the nominees for independent directors, as required under Securities Regulation Code ("SRC") and its Implementing Rules and Regulations, which list, shall be made available to the SEC and to all stockholders through the filing and distribution of the Information Statement or in such other reports the company is required to submit to the SEC. The

---

<sup>1</sup> Sec. 38. *Independent Directors.* – Any corporation with a class of equity securities listed for trading on an Exchange or with assets in excess of Fifty million pesos (P50,000,000.00) and having two hundred (200) or more holders, at least of two hundred (200) of which are holding at least one hundred (100) shares of a class of its equity securities or which has sold a class of equity securities to the public pursuant to an effective registration statement in compliance with Section 12 hereof shall have at least two (2) independent directors or such independent directors shall constitute at least twenty percent (20%) of the members of such board, whichever is the lesser. For this purpose, an "independent director" shall mean a person other than an officer or employee of the corporation, its parent or subsidiaries, or any other individual having a relationship with the corporation, which would interfere with the exercise of independent judgment in carrying out the responsibilities of a director.

<sup>2</sup> *Ibid.*

name of the person or group of persons who recommended the nomination of the independent director shall be identified in such report including any relationship with the nominee.

- e. Only nominees whose names appear on the Final List of Candidates shall be eligible for election as Independent Directors. No other nominations shall be entertained after the Final List of Candidates shall have been prepared. No further nominations shall be entertained or allowed on the floor during the actual annual/special stockholders' meeting.
- f. Except as those required under the SRC and subject to the pertinent existing laws, rules and regulations of the SEC, the conduct of the election of independent directors shall be made in accordance with the standard election procedures of the company or its by-laws.
- g. It shall be the responsibility of the Chairman of the Meeting to inform all stockholders in attendance of the mandatory requirement of electing independent directors. He shall ensure that the independent directors are elected during the stockholders' meeting.
- h. Specific slots for independent directors shall not be filled-up by unqualified nominees.
- i. In case of failure of election for independent directors, the Chairman of the Meeting shall call a separate election during the same meeting to fill the vacancy.

#### 5. DIRECTORS AND EXECUTIVE OFFICERS OF THE COMPANY AS OF MAY 09, 2017

<u>Position</u>	<u>Names</u>	<u>Citizenship</u>	<u>Age</u>	<u>Term of Office</u>	<u>Period Served</u>
Chairman of the Board	Alfonso R. Reyno, Jr.	Filipino	72	20	1997-2017
Vice Chairman	Mariza Santos-Tan	Filipino	58	20	1997-2017
President & COO	Alfonso G. Reyno III	Filipino	47	20	1997-2017
Director & Treasurer	Pedro O. Tan	Filipino	79	20	1997-2017
Independent Director	Victor B. Valdepeñas	Filipino	70	2	2015-2017
Independent Director	Victor C. Fernandez	Filipino	73	7	2010-2017
Director	Christopher G. Reyno	Filipino	41	15	2002-2017
Director	Lucas C. Carpio, Jr.	Filipino	69	4 months	Jan. 2017
Director	Ma. Luisa T. Morales	Filipino	72	4	2013-2017
Director	John Anthony B. Espiritu	Filipino	53	9	2008-2017
Director, General Counsel and Corporate Secretary	Ferdinand A. Domingo	Filipino	64	22	1995-2017

#### (a) Significant Employees

The Corporation has other employees aside from the corporate officers. Hence, there are other persons, executive or otherwise, who are expected to make a significant contribution to the business of the Corporation as listed below:

## **PETER FRANCIS G. ZAGALA**

Filipino, was born in October 10, 1969 at Davao City. He graduated from the University of the Philippines (A.B., LL.B.). He is affiliated with and occupies the following position in various institutions in the last five (5) years, viz: Corporate Secretary, Arco Management & Development Corporation, Assistant Corporate Secretary, Arco Ventures, Inc. (1995 to present), Bonaventure Development Corporation, Arco Equities, Inc. (1995 to present), Junior Partner, Reyno Tiu Domingo & Santos Law Offices (1999 to present). He is currently the Vice President for Resource Administration of MJCI. He resides at Unit 16 Stella Maris Villas, Maybunga, Pasig City.

## **NESTOR N. UBALDE**

Filipino, was born on March 4, 1959. He graduated from the University of East, Manila with a degree of Bachelor of Science in Business Administration and finished his Bachelor of Laws in the same school. In the last five (5) years, he was affiliated with and occupies the following positions in various institutions: Vice President for Finance and Controllership, Africa Israel Investments (ALL) (Philippines), Ins. and Africa Israel Properties (AIP) (Philippines), Inc. (January 2006 to March 2010); Chief Finance Officer, Smartpetro, Inc. (March 2010 to January 2011). He is currently the Chief Finance Officer of MJCI. He resides at cor. Mt. Apo and Mt. Makiling Streets, Grand Valley Subdivisions, Mahabang Parang, Angono, Rizal.

## **CHINO PAOLO Z. ROXAS**

Filipino, was born on November 28, 1983. He graduated from the Ateneo de Manila University with a degree of Bachelor of Laws (LLB) under the Juris Doctor (J.D.) Program. He was formerly affiliated with Bernas Law Office from 2008-2010. He is currently the Corporate Information Officer and Compliance Officer of Manila Jockey Club, Inc. He resides at 44 Leo Street, Villarica Subdivision, Cainta Rizal.

### **(b) Family Relationships.**

Alfonso Victorio G. Reyno III, Christopher G. Reyno and Patrick G. Reyno are the sons of Alfonso R. Reyno, Jr..

There are no other family relationships between directors and executive officers other than the ones above.

### **(c) Involvement in Certain Legal Proceedings (as of May 09, 2017).**

None of the directors are involved in any bankruptcy petition, or was convicted by final judgment of any criminal offense, or subject to any order, judgment or decree or has violated a Securities or Commodities Law.

**(d) Description of any Material Pending Legal Proceeding to which the Company is a Party**  
There is no pending material legal proceeding during the last five (5) years to which the Company or any of its subsidiaries is a party. A legal proceeding is deemed material if such case would result in affecting at least ten percent (10%) of the total assets of the Company.



(e) Certain Relationship and Related Transactions

Enterprises and individuals that directly, or indirectly through one or more intermediaries, control or are controlled by or under common control with the Group, including holding companies, subsidiaries and fellow subsidiaries, are related parties of the Group. Associates and individuals owning, directly or indirectly, an interest in the voting power of the Group that gives them significant influence over the enterprise, key management personnel, including directors and officers of the Group and close members of the family of these individuals, and companies associated with these individuals also constitute related parties. In considering each possible related entity relationship, attention is directed to the substance of the relationship and not merely the legal form.

In the normal course of business, the Company has transactions and account balances with related parties as follows:

	Nature	Amount		Receivable/ (Payable)		Terms	Conditions
		2016	2015	2016	2015		
<b>Affiliates:</b>							
Arco Management Development Corporation (AMDC)	Lease of office Space	₱11,431,401	₱6,884,042	₱-	₱-	Non interest-bearing	Unsecured, impaired
Advances from shareholders	Advances	(14,734,481)	-	(14,734,481)	-	Non interest-bearing	Unsecured, impaired
<b>Associates:</b>							
MIC	Advances	873,851	2,028,930	4,980,943	4,107,091	Non interest-bearing	Unsecured, impaired
Techsystems	Advances	8,333	8,333	18,166	9,333	Non interest-bearing	Unsecured, impaired

- a. The Parent Company has a lease agreement with AMDC covering the lease of office space and parking lots.
- b. Compensation of key management personnel of the Parent Company amounted to ₱62.2 million, ₱65.3 million and ₱52.8 million in 2016, 2015 and 2014, respectively. The Parent Company has no standard arrangement with regard to the remuneration of its directors. In 2016 and 2015, the BOD received a total of ₱9.8 million.

***Terms and conditions of transactions with related parties***

Outstanding balances at year-end are unsecured and settlement occurs in cash, unless otherwise indicate. There have been no guarantees provided or received for any related party receivables and payable. No impairment has been recorded on receivables in 2016, 2015 and 2014.

**6. COMPENSATION OF DIRECTORS AND EXECUTIVE OFFICERS**

Information as to the aggregate compensation paid or accrued during the last two years and estimated to be paid in the ensuing year to the Company's Chief Executive Officer (CEO) and three (3) most highly compensated executive officers is presented below. Also included in the tabular presentation is the compensation paid to or accrued for other officers and members of the Board of Directors for the same three years.

Position	Name	Annual Compensation					
		2015		2016		2017	
		(actual)		(actual)		(estimate)	
		Salary	Bonus	Salary	Bonus	Salary	Bonus
Chairman & CEO	Alfonso R. Reyno, Jr.	₱4,200,000	₱-	₱4,200,000	₱106,716	₱4,200,000	₱106,716
Vice Chairman	Mariza Santos-Tan	1,170,000	-	1,170,000	-	1,170,000	-
Director, President & COO	Alfonso G. Reyno III	3,270,000	-	3,270,000	72,531	3,270,000	72,531
Director & Treasurer	Pedro O. Tan	1,170,000	-	1,170,000	-	1,170,000	-
Director & Corporate Secretary	Ferdinand A. Domingo	1,620,000	-	1,620,000	-	1,620,000	-

All directors are entitled to a per diem ranging from ₱10,000.00 to ₱15,000.00 plus a ₱3,000.00 allowance to cover their transportation, communication and other expenses for every board meeting attended. There are no contracts with the named executive officers for any compensation plan or arrangement that will result from the resignation, retirement or any other termination of employment of said executive officers. There are no outstanding warrants or options being held by the named executive officers or directors and neither are there any changes in control arrangements made with the named executive officers and the directors. Thus, there is compliance with SEC Memorandum Circular No. 8 Series of 2004.

### AS A GROUP

	Annual Compensation						
	2015		2016		2017		
	(actual)		(actual)		(estimate)		
		Salary	Bonus	Salary	Bonus	Salary	Bonus
Directors & Officers		₱65,336,887	₱-	₱ 62,226,613	₱-	₱ 68,449,274	₱-

### KEY MANAGEMENT PERSONNEL

Compensation of the executive personnel of the Company as of March 31, 2017 and of the same period in 2016 amounted to ₱3.79 million and ₱2.81 million respectively. The Corporation has no standard arrangement with regard to the remuneration of its directors. The directors' fees as of March 31, 2017 is ₱0.12 million while in 2016 of the same period the BOD received director's fees aggregating ₱0.13 million.

### C. FINANCIAL AND OTHER INFORMATION

#### 7. Independent Public Accountant

For years 2006 to 2010, the Company had engaged Sycip Gorres Velayo & Co., with address at 6760 Ayala Avenue, 1226 Makati City, as its Independent Public Accountant. The partner-in-charge for MJCI in SGV & Co. during those years was Ms. Josephine H. Estomo. In compliance with SRC Rule 68, Paragraph 3 (b) (iv), the independent external auditor or the partner is rotated every five (5) years or earlier. The Company has re-appointed SGV & Co. as its independent external auditor for years 2011 to 2015 audit with Mr. Arnel F. de Jesus as the new partner-in-charge. In 2016, the Group

re-engaged the accounting firm of Sycip Gorres Velayo and Company (SGV& Co.) as the Company's principal external auditors. Ms. Adeline D. Lumbres is the Partner In-charge effective audit year 2016. A representative of SGV & Co. is expected to attend in the coming Annual Stockholders' Meeting with an opportunity to make any statements, if they so desire, and will be available to respond to appropriate questions.

There are no other assurance and related services rendered to the Company by SGV & Co. except for the performance of audit or review of its financial statements.

#### 8. External Audit Fees and Audit Related Fees

The Group paid its external auditors the following fees in the past two years.

	Audit and Audit-related Fees <i>(with VAT)</i>
2016	₱1.7 million
2015	₱1.8 million

The audit committee approved the policies and procedures for the services. No other fees were paid to said auditors for other services.

There were no disagreements with the SGV & Co. on any matter of accounting and financial disclosures.

The following are the members of the Audit Committee with John Anthony B. Espiritu as the Chairman.

FERDINAND A. DOMINGO	-	Member
VICTOR B. VALDEPEÑAS <i>(Independent Director)</i>	-	Member
ALFONSO VICTORIO G. REYNO III	-	Member

#### 9. Financial Statements

A copy of the Company's audited Financial Statements for the year ended December 31, 2016 is attached herewith.

#### **D. OTHER MATTERS**

##### 10. Action with Respect to Reports and Other Proposed Action

The Minutes of the Annual Stockholders' Meeting held on June 30, 2016 will be submitted for the approval of the security holders. The minutes reflect the approval of the following matters by the stockholders:

- I. Approval of the minutes of the Annual Stockholders' meeting held on June 30, 2016.
- II. Report of the Management
- III. Ratification of all Acts of the Board of Directors and Management
- IV. Election of the Members of the Board of Directors

## V. Appointment of the External Auditor

### 11. Matters to be submitted for Approval

The approval and ratification of all the Acts of the Board of Directors for the period from June 30, 2016 to June 30, 2017.

As a matter of corporate policy, Management seeks the approval and ratification by the Stockholders of all acts, contracts, investments and resolutions of the Board of Directors and Management since June 30, 2016, or the last Annual Meeting. These are reflected in the minutes of meetings of the Board of Directors, the regular reports and disclosures to the Securities and Exchange Commission and the Philippine Stock Exchange, the 2016 Annual Report and the report of the Chairman and President.

The following are the summary of the past acts of the Board, its committees and management for the period June 30, 2016 to June 30, 2017:

- a) Election of Corporate Officers and Organization of Board Committees;
- b) Election of the Board of Directors and appointment of the External Auditor;
- c) Approval of the Audited Financial Statements for the Fiscal year ending December 31, 2016;
- d) Approval of signatories to sign purchase orders and contract of lease in behalf of the Corporation;
- e) Opening of Bank Accounts and Shell Fuel Card Account;
- f) Application of Lotto and Keno outlets from the Philippine Sweepstakes Office, which outlet shall be placed at the Turf Club, San Lazaro Leisure and Business Park, Carmona, Cavite;
- g) Approval of the amendments to Article VII, Section 2 and Section 2.a of the retirement plans of the race day employees and the monthly employees of the Corporation;
- h) Election of Atty. Lucas C. Carpio, Jr. as member of the Board of Directors of the Corporation vice Mr. Patrick G. Reyno;
- i) Application of Transfer of Ownership of a Motor Vehicle;
- j) Authorization of signatory on matters pertaining to gaming-related transactions with PAGCOR and other matters in the ordinary course of business;

- k) Approval of signatory to sign the Deed of Conveyance and other related transactions to the Joint Development Agreement with Avida Land Corp.;
- l) Renewal of the Corporation's Accreditation as importer at the Bureau of Customs;
- m) Approval for the Corporation to enter into a Food and Beverages for SOG (Carmona PAGCOR) with the Philippine amusement and Gaming Corporation (PAGCOR) for three (3) years to be located at the 3F of the Turf Club, SLLBP, Carmona, Cavite; and
- n) Other matters in the ordinary course of business

The acts of the Board of Directors and Management pertain primarily to acts in the normal course of business and compliance with and submission of all regulatory requirements, reports and financial statements, audited and unaudited from period to period.

Any negative vote with respect to the above matter would not affect the validity of the acts, contracts, investments and resolutions considering that Management has sufficient delegated powers to do the same.

#### 12. Amendments of Charter, By-Laws and Other Documents

None.

#### 13. Other Proposed Action

None.

### E. VOTING PROCEDURE

#### 15. Vote Requirement

- a) For Election of Directors

The aforementioned action will require that the majority of the shares of the Company's common stock are present and represented and entitled to vote at the Annual Meeting.

Voting is executed through balloting or by other means approved by the stockholders.

Pursuant to Section 24 of the Corporation Code, candidates receiving the highest number of votes shall be declared elected.

- b) Ratification of all Acts of Management and the Board of Directors for the period of June 30, 2016 to June 30, 2017.

The affirmative vote of the majority votes cast by the stockholders is sufficient for ratification.

Election is executed through balloting or by other means approved by the stockholders.

c) Appointment of the External Auditor.

The affirmative vote of the majority votes cast by the stockholders is sufficient for ratification.

Election is executed through balloting or by other means approved by the stockholders.

## Article XVII

### Voting

"At all corporate meetings, each stockholder, either in person or by proxy, shall be entitled to as many votes as he owns shares of stock. Xxx"

Canvassing of ballot and counting of votes shall be done by the Office of the Corporate Secretary.

a. Procedure on Voting and Vote Requirement

The voting on the matter of approval by the stockholders will be done through ballots which shall be collected and counted by the Corporate Secretary.

b. Procedure For Election of Regular and Independent Directors

- 1) There shall be two (2) rounds of voting. The first round shall be the election of the nine (9) regular directors, and the second round shall be the election of the two (2) independent directors. This is to ensure that the independent directors are duly elected by the stockholders as required by the SRC.
- 2) Voting is by viva voce or by acclamation. However, the election must be by ballot if requested by any stockholder.
- 3) Every stockholder has the right to cumulative voting.
- 4) The votes shall be tallied by the Company's external auditor, under the supervision of the Corporate Secretary.

## SIGNATURES

After reasonable inquiry and to the best of our knowledge and belief, we certify that the information set forth in this report is true, complete and correct. This report is signed in the City of Pasig on 11 MAY 2017 2017.

**Registrant :** **MANILA JOCKEY CLUB, INC.**


**Date :** 11 MAY 2017

By:

  
**ALFONSO R. REYNO, JR.**  
*Chairman & CEO*

  
**ALFONSO VICTORIO G. REYNO III**  
*President & COO*

  
**NESTOR N. UBALDE**  
*Chief Finance Officer*


  
**IRENE H. HUMIWAT**  
*Chief Accounting Officer*

  
**FERDINAND A. DOMINGO**  
*General Counsel & Corporate Secretary*

SUBSCRIBED AND SWORN TO before me this day of 11 MAY 2017, 2017 at Pasig City, affiants exhibiting to me their respective ID Nos., as follows:

<u>Names</u>	<u>TIN ID Nos.</u>	<u>Date/Place Issued</u>
Alfonso R. Reyno Jr.	114-555-166	Manila, Philippines
Alfonso Victorio G. Reyno III	903-359-248	Manila, Philippines
Ferdinand A. Domingo	145-006-236	Manila, Philippines
Nestor N. Ubalde	109-933-906	Manila, Philippines
Irene H. Humiwat	939-885-776	Manila, Philippines

Doc. No. 422;  
Page No. 20;  
Book No. II;  
Series of 2017.

  
**ATTY. JINGJINGS S. ROMERO**  
NOTARY PUBLIC  
APPOINTMENT NO. 153-(2016-2017)  
Until December 31, 2017  
PTR No. 2516058 / Jan. 05, 2017 – Pasig City  
IBP No. 1060501 / Jan. 07, 2017 – Quezon City  
CITY OF PASIG, SAN JUAN AND PATEROS  
Roll of Attorney No. 60827

## ANNUAL REPORT TO THE STOCKHOLDERS

### MANAGEMENT REPORT

#### A. Audited Consolidated Financial Statements

The audited financial statements of the registrant as of December 31, 2016 and interim unaudited financial statements as of March 31, 2017 are attached herewith.

#### B. Changes in and Disagreements with Accountants on Accounting and Financing Disclosures

During the course of the audit, there were no disagreements that arose between the Company and the Independent Public Accountant.

#### C. Management Discussion and Analysis or Plan of Operations

The following discussion and analysis relate to the consolidated financial position and results of operation of Manila Jockey Club, Inc. and Subsidiaries and should be read in conjunction with the accompanying audited consolidated financial statements and related notes as of and for the year ended December 31, 2016. Reference to "MJCI", "the Company", and "the Parent Company" pertains to Manila Jockey Club, Inc., while reference to "the Group" pertains to MJCI and its subsidiaries.

#### Discussion on Results of Operations

The following table shows a summary of results of the operations for the year ended December 31, 2016, 2015 and 2014:

	For the Year Ended December 31			% change 2016 vs. 2015	% change 2015 vs. 2014
	2016	2015	2014		
	<i>(Amount in millions of Philippine peso except EPS)</i>				
Revenue					
Racing	P188.5	P199.8	P223.9	-5.7%	-10.8%
Cockfighting	120.4	0.4	-	30,100.0%	0%
Real estate	113.8	46.6	35.4	144.2%	31.6%
Rent	90.0	87.2	86.1	3.2%	1.3%
Food and beverages	16.2	19.0	17.5	-14.7%	8.6%
Others	6.3	18.4	19.7	-65.8%	-4.6%
	535.2	371.4	382.6	44.1%	-2.9%
Cost					
Racing	167.4	175.1	168.7	-4.4%	3.8%
Cockfighting	82.6	3.8	-	2073.7%	0%
Real Estate	12.4	1.0	4.3	1140.0%	-76.7%
Rent	59.1	62.6	59.6	-5.6%	5.2%
Food and beverages	18.9	19.3	16.7	-2.1%	15.6%
Others	10.6	18.3	19.6	-42.1%	12.8%
	351.0	280.1	268.9	25.3%	4.2%
Gross Income (Forward)	184.2	91.3	113.7	101.8%	-19.7%
Operating expenses/losses	(220.9)	(195.5)	(182.7)	13.0%	7.0%
Equity in earnings of associate and joint ventures	(70.5)	12.5	17.1	-664.0%	-26.9%
Interest income	11.5	5.0	12.8	130.0%	-60.9%
Other income - net	27.9	28.3	43.4	-1.4%	-34.8%
Benefit from income tax	(9.6)	13.4	(2.5)	-171.6%	-544.3%
Net income (loss)	(P77.4)	(P45.0)	P1.8	72.0%	-24.7%
Earnings per share	(P0.0774)	(P0.0459)	P0.0018	68.6%	-23.9%



## Comparison of Operating Results for the Years Ended December 31, 2016 and 2015

### Gross Revenue and Cost of Sale and Services

Gross revenue from operation includes revenue from racing, cockfighting, rentals, real estate sales, food and beverages and other ancillary services, including currency exchange operations.

For the periods ended December 31, 2016 and 2015, the Group has a gross revenue amounting to ₱535.2 million and ₱371.4 million, respectively. Compared to 2015, the gross revenue in 2016 increased by 44.1% or ₱163.8 million. The increase came primarily from cockfighting operations which commercially started in December 2015. The increase in the sale of real estate units by ₱67.3 million also contributed to the increase in gross revenues resulting from more real estate units sold and fewer cancellations in 2016 compared to 2015.

Total cost of sales and services for the period ended December 31, 2016 and 2015 amounted to ₱351.0 million and ₱280.1 million, respectively. It increased by ₱70.9 million or 25.3% in the current year. Bulk of the increase are expenses incurred for the cockfighting operations. Cost of real estate units recognized for 2016 also increased as there were more residential and condominium units sold in 2016 compared to the prior year.

### Operating expenses

Operating expenses increased by 13.0% or ₱25.4 million. The increase pertains mainly to the administrative costs covering the whole year of 2016 incurred for the cockfighting operations which operated commercially in December 2015. These costs include salaries and allowances of support workforces and service fee for the use of the Fastbet application. Marketing fee on real estate transactions also increased in 2016 due to new sales of real estate units during the year.

### Equity in net earnings of associates and joint venture

For the period ended December 31, 2016, equity in net losses of associates and joint venture amounted to ₱70.5 million compared to equity in net earnings of associates and joint venture in 2015 amounting to ₱12.5 million. The reversal of the earnings to losses is due to the increase in equity share in the net losses of MIC amounting to ₱97.3 million in 2016 from ₱12.0 million in 2015, due to the fixed cost (including depreciation of equipment and salaries) of the Winford Hotel and Casino in Sta. Cruz, Manila. These are tapered by the increase in equity share in net earnings of SLBPO by ₱2.3 million, from ₱24.5 million in 2015 to ₱26.8 million in 2016.

### Earnings per share

Earnings (losses) per share in 2016 and 2015 are (₱0.0774) and (₱0.0459), respectively which decreased by 0.0315 as the Group registered a net loss attributable to the Parent Company amounting to ₱77.1 million and ₱45.7 million in 2016 and 2015, respectively. The decrease in the EPS is primarily due to the opening of the Winford Hotel and Casino in Sta. Cruz, Manila, which contributed a ₱97.3 million equity in net losses in 2016.

## Comparison of Operating Results for the Years Ended December 31, 2015 and 2014

### Gross Revenue and Cost of Sale and Services

Gross revenue from operation includes revenue from racing, rentals, real estate sales, food and beverages and other ancillary services, including currency exchange operations.

For the periods ended December 31, 2015 and 2014, the Group has a gross revenue amounting to ₱371.4 million and ₱382.6 million, respectively. Compared to 2014, the gross revenue in 2015 dropped by 2.9% or ₱11.2 million. It is due primarily to the decrease in racing income by ₱24.1

million from ₱223.9 million to ₱199.8 million in 2015. The difference of 3 racing days from 117 in 2014 to 114 in 2015 contributed to the decline in racing income. Other reasons that contributed to the decline in racing revenue are the decrease in the average sales per day, reduction of the number of events per race day and of the closing of 8 off-track betting (OTB) stations.

Total cost of sales and services for the periods ended December 31, 2015 and 2014 amounted to ₱280.1 million and ₱268.9 million, respectively. It increased by 4.2% or ₱11.3 million in the current year. The bulk of the increase came from the cost of services for racing operations and can be ascribed to more race sponsorships and additional horse prizes given by the Company in 2015 compared in 2014. This is to attract more horse owners to register their racing horses in its races. There was also a three percent (3%) increase in the salaries of raceday employees as well as providing of signing bonuses to employees brought about by the renewal of the collective bargaining agreement (CBA) for raceday employees that expired in 2014 and renewed in 2015.

#### Operating expenses

Increase in operating expenses by 7.0% or ₱12.8 million is due to the additional professional fees incurred and recognized provision for doubtful accounts during the year.

#### Equity in net earnings of associates and joint venture

For the period ended December 31, 2015, equity in net earnings of associates and joint venture amounted to ₱12.5 million which is lower by 27.0% compared to its balance for the same period in 2014 amounting to ₱17.1 million. This is the effect of the increase in the equity share in the net loss of MIC amounting to ₱5.2 million from ₱6.8 million in 2014 to ₱12.0 million in 2015, and increase in equity share in net earnings of SLBPO by ₱0.6 million, from ₱2.5 million in 2014 to ₱3.1 million in 2015.

#### Other income - net

Decrease in other income in 2015 by 34.8% or ₱15.1 million pertains mainly to the receipt in 2014 of the ₱14.0 million upfront payment for a right of way in the Parent Company's Carmona property.

#### Earnings per share

Earnings (losses) per share in 2015 and 2014 are (₱0.0459) and ₱0.0018, respectively which decreased by 0.044 as the Group registered a net loss attributable to the parent company for year 2015 amounting to ₱45.7 million while for year 2014, it recognized a net income attributable to equity holders of the parent amounting to ₱1.7 million.

### Discussion on Financial Condition and Changes in Financial Condition

	For the Year Ended December 31			% change 2016 vs. 2015	% change 2015 vs. 2014
	2016	2015	2014		
	<i>(Amount in millions of Philippine peso except EPS and ratio)</i>				
Cash and cash equivalents	₱171.9	₱134.5	₱303.0	27.8%	-55.6%
Receivables	188.4	200.1	313.3	-5.9%	-36.1%
Inventories	83.9	94.8	95.3	-11.5%	-0.5%
Other current assets	11.3	11.3	4.7	0.0%	140.4%
Investments in associates and joint ventures	2,205.4	2,301.3	2,310.1	-4.2%	-0.4%
Real estate receivables - net of current portion	108.6	45.1	-	140.8%	0%
Available-for-sale (AFS) financial assets	13.3	31.9	22.1	-58.3%	44.3%
Property and equipment	920.9	957.2	1,028.0	-3.8%	-6.9%
Investment properties	1,099.6	998.4	1,010.8	9.2%	-1.2%
Other non-current assets	29.4	31.0	32.0	10.1%	-3.1%
<b>Total assets</b>	<b>4,832.7</b>	<b>4,805.6</b>	<b>5,119.3</b>	<b>0.6 %</b>	<b>-6.1%</b>

	For the Year Ended December 31			% change 2016 vs. 2015	% change 2015 vs. 2014
	2016	2015	2014		
	<i>(Amount in millions of Philippine peso except EPS and ratio)</i>				
(Forward)					
Short-term loans and borrowings	90.0	39.0	74.4	130.77%	-47.6%
Accounts payable and other liabilities	312.4	301.1	354.3	3.75%	-15%
Current portion of long-term loans and borrowings	-	-	14.3	0.0%	0%
Due to related parties	14.7	-	38.6	0.0%	0%
Subscription payable	-	-	42.8	0.0%	0%
Income tax payable	0.6	0.007	12.7	8471.4%	99.9%
<b>Total current liabilities</b>	<b>417.7</b>	<b>340.1</b>	<b>537.1</b>	<b>22.8%</b>	<b>36.7%</b>
Accrued retirement benefits	44.0	39.0	42.5	12.8%	-8.2%
Deferred tax liabilities – net	228.7	228.6	246.1	0.04%	-7.1%
<b>Total non-current liabilities</b>	<b>272.7</b>	<b>267.6</b>	<b>288.6</b>	<b>1.9%</b>	<b>-7.3%</b>
<b>Total liabilities</b>	<b>690.4</b>	<b>607.7</b>	<b>825.7</b>	<b>13.6%</b>	<b>-26.4%</b>
Capital stock	996.2	996.2	996.2	0.00%	0%
Additional paid-in capital	27.6	27.6	27.6	0.00%	0%
Actuarial gains on accrued retirement benefits	24.1	21.6	21.2	11.6%	1.9%
Net cumulative changes in fair values of AFS financial assets	5.0	3.9	5.2	28.21%	-25%
Retained earnings:	3,023.3	3,150.2	3,245.7	-4.0%	-2.9%
Treasury shares	(0.007)	(0.007)	(0.007)	0.00%	0%
Non-controlling interests	66.14	(1.6)	(2.3)	-3662.5%	-30.4%
<b>Total equity</b>	<b>4,142.3</b>	<b>4,197.9</b>	<b>4,293.6</b>	<b>-1.51%</b>	<b>-2.2%</b>
<b>Total liabilities and equity</b>	<b>4,832.7</b>	<b>4,805.6</b>	<b>5,119.3</b>	<b>0.40%</b>	<b>-6.1%</b>

### **Discussion on some Significant Changes in Financial Condition as of December 31, 2016 and 2015**

*Total assets increased due to the following:*

1. For the year ended December 31, 2016, cash and cash equivalent of the Group increased by ₱37.4 million, which were generated from the following activities:
  - a. Cash provided by operating activities amounted to ₱41.5 million, which are significantly generated from its horse racing, cockfighting and leasing activities.
  - b. The Group used cash for its investing activities amounting to ₱3.4 million, which were net result of the following major investing activities during the year:
    - a. Dividend received amounting to ₱23.7 million
    - b. Proceeds from sale of AFS investment and PPE amounting to ₱18.1 million and ₱0.5 million, respectively.
    - c. Interest received amounting to ₱11.9 million
    - d. Payment of ₱14.4 million, net of cash acquired of ₱15.5 million, for the acquisition of net assets of Apo Reef World Resorts Inc.
    - e. Payment for the acquisition of property and equipment amounting to ₱34.0 million.
    - f. Payment for the acquisition of investment property amounting to ₱9.3 million
  - c. The Group's financing activities during the year used cash amounting to ₱0.5 million, which is the net result of payment of interest, dividends and loan amounting to ₱2.4 million, ₱49.1 million and ₱47.0 million, respectively, which were partially offset by the proceeds from short term loan obtained during the year amounting to ₱98.0 million.

2. Increase in receivables amounting to ₱11.7 million in 2016 can be attributed to the following:
  - a. Increase in real estate receivables due to new sales in 2016 under the installment method
  - b. Increase in receivable from OTB operators from racing and cockfighting sales in 2016 that were remitted the following year.
3. Inventories decreased by ₱10.9 million in the current year as a result of the sale of real estate inventories during 2016.
4. The increase in other current assets amounting to ₱1.3 million relates to input VAT, rental deposits and to the overpayment of income taxes. As of December 31, 2016 and 2015, other current assets amounted to ₱12.6 million and ₱11.3 million, respectively.
5. Investment in associates and joint ventures amounted to ₱2,205.4 million and ₱2,301.3 million as of December 31, 2016 and 2015, respectively. The decrease in investment in associates and joint ventures is due to the equity share in the net loss of MIC amounting to ₱97.3 million in 2016 partially offset by the equity in net earnings of SLBPO amounting to ₱26.8 million in 2016 less dividends declared for the Parent Company amounting to ₱25.3 million.
6. Decrease in AFS financial assets amounting to ₱18.7 million pertains mainly to the disposal of the Company's AFS investment in equity securities and all of its fixed rate corporate bonds amounting to ₱17.7 million and the unrealized mark to market loss amounting to ₱1.0 million
7. Property and equipment as of December 31, 2016 and 2015 amounted to ₱920.9 million and ₱957.2 million, respectively. The decrease in property and equipment amounting to ₱36.3 million in 2016 is the net effect of the acquisitions made during the year amounting to ₱34.0 million, the reclassifications and adjustments of machineries amounting to ₱0.4 million and the recognition of depreciation charges for the year amounting to ₱69.9 million.
8. Investment properties increased by ₱101.2 million from ₱998.4 million as of December 31, 2015 to ₱1,099.6 million as of December 31, 2016. The increase is the net result of the acquisition by the Parent Company of the parcel of land situated in Mamburao, Mindoro amounting to ₱113.7 million, and the depreciation charges of the Vertex One building amounting to ₱12.4 million.
9. Other noncurrent assets decreased by ₱1.6 million from ₱31.0 million as of December 31, 2015 to ₱29.4 million as of December 31, 2016. The decrease is primarily due to the amortization of franchise fee amounting to ₱1.8 million.

*Total Current Liabilities in 2016 increased due to the following:*

10. Short-term loans and borrowings increased by ₱51.0 million in 2016 from ₱39.0 million as of December 31, 2015 to ₱90.0 million as of December 31, 2016. The increase is the net result of additional short-term loans availed in 2016 totaling to ₱98.0 million and the repayments made during the year amounting to ₱47.0 million.

11. Accounts payable increased by ₱11.3 million mainly as a result of the following:
  - Increase in commission income from cockfighting operations in December 2016 compared to the same period in 2015 resulted to the increase in the computed percentage tax payable from cockfighting operations amounting to ₱10.6 million.
  - Unclaimed winnings from cockfighting operations increased by ₱1.8 million in 2016 as it covers the whole year of 2016 compared to the one month period in 2015 as MCI started its cockfighting operations in December 2015.
  - Trade and buyers' deposits increased by ₱4.5 million from ₱5.9 million as of December 31, 2015 to ₱10.4 million as of December 31, 2016. The increase can be attributed to cash received from the sale of real estate units in 2016 which did not satisfy the criterion of full accrual method on revenue recognition.
12. Due to related parties amounted to ₱14.7 million and nil as of December 31, 2016 and 2015, respectively. The amount recognized in 2016 pertains mainly to payables of Apo Reef World Resorts, Inc. to its related parties as a result of its acquisition by the Parent Company.
13. Income tax payable increased from ₱6.9 thousand in 2015 to ₱0.6 million as of December 31, 2016. The increase came mainly from the income tax expense recognized from cockfighting operations which started its operations in December 2015.

*Total Noncurrent Liabilities increased due to the following:*

14. Accrued retirement benefits as of December 31, 2016 and 2015 amounted to ₱44.0 million and 39.0 million, respectively. The increase amounting to ₱5.1 million is mainly due to the retirement expense recognized by the Group amounting to ₱9.1 million, decreased by the contributions to the plan assets amounting to ₱0.5 million and rereasurement of ₱3.6 million.
15. As of December 31, 2016 and 2015, net deferred tax liabilities amounted to ₱228.7 million and ₱228.6 million, respectively. The increase of ₱0.1 million in 2016 is primarily due to deferred tax assets on the increase in the allowance for doubtful accounts recorded in 2016 as well as on the advances on rentals and non-refundable deposits recognized during the year.

*Total Equity decreased due to the following:*

16. Actuarial gains on accrued retirement benefits decreased by ₱2.5 million from ₱21.6 million as of December 31, 2016 to ₱24.1 million as of December 31, 2016.
17. Net cumulative changes in fair value of AFS financial assets increased by ₱1.1 million in 2016 from ₱3.9 million as of December 31, 2015 to ₱5.0 million as of December 31, 2016 as a result of the impairment loss recognized by the Parent Company amounting to ₱2.0 million, partially offset by the unrealized mark-to-market losses recognized during the year amounting to ₱1.0 million.
18. Retained earnings decreased by ₱126.9 million from ₱3,150 million as of December 31, 2015 to ₱3,023.3 as of December 31, 2016. The decrease pertains to the declaration of cash dividend by the Parent Company in 2016 aggregating to ₱49.8 million and net loss recognized by the Group for year 2016 amounting to ₱73.5 million.

19. Non-controlling interest increased by ₱67.6 million in 2016 primarily due to the acquisition of 56.87 percent ownership in ARWRI, which resulted to the consolidation of ARWRI to the Group, thereby recognizing a 43.13% non-controlling interest.

**Discussion on some Significant Changes in Financial Condition as of December 31, 2015 and 2014**

*Total assets decreased due to the following:*

1. Cash and cash equivalents decreased from ₱303.3 million as of December 31, 2014 to ₱134.5 million as of December 31, 2015. The decrease of ₱168.5 million in 2015 is due to the following:
  - a. The Group used cash in operating activities amounted to ₱32.7 million.
  - b. The Group provided cash on investing activities in 2015 amounted to ₱8.2 million, which pertains to cash received from the following investing activities:
    - Dividends from its 30% share in the joint venture amounting to ₱47.9 million.
    - Interest from bank, real estate and AFS bonds totaling ₱5.0 million; and
    - Selling of available-for-sale financial assets which provided the Group proceeds of ₱12.7 million.

Cash received from investing activities were partially used to acquire property and equipment and AFS financial assets amounting to ₱35.1 million and ₱21.3 million, respectively.
  - c. Cash used by financing activities in 2015 amounted to ₱144.0 million, which includes payments of the following:
    - Cash dividends to equity holders of the Parent Company amounting to ₱49.0 million;
    - Long term and short term loans, together with interest, amounting to ₱52.1 million; and
    - Subscriptions payable for the subscribed shares in MIC amounting to ₱42.8 million.
2. Decrease in receivables due to following:
  - a. Decrease in trade receivable amounting to ₱16.5 million is primarily due to the decrease in real estate receivable amounting to ₱15.6 million during the year. This is due to the collection effort of the joint venture partners and cancellation of certain real estate sales during the year.
  - b. Decrease in non-trade receivable amounting to ₱38.9 million is as a result of the following:
    - Collection of dividends from SLLBPO amounting to ₱26.2 million; and
    - Collection of receivable from Metro Manila Turf Club (MMTC) amounting to ₱15.7 million.

The collection above were partially decreased by advances extended to related parties and to suppliers amounted to ₱2.2 million and ₱2.3 million, respectively.

- c. Increase in allowance for doubtful account amounting to ₱12.9 million is due to the assessment made by management on its long outstanding receivables to be partially uncollectible.
3. Inventories decreased by ₱0.5 million in 2015 as a result of the sale of real estate inventories during the year.
4. Increase in other current assets amounting to ₱6.5 million pertains mainly to the overpayment by the Parent Company of its income taxes amounting to ₱5.9 million in 2015. As a result, consolidated income tax payable also decreased by ₱12.7 million.
5. Investment in associates and joint ventures amounted to ₱2,301 million and ₱2,310 million as of December 31, 2015 and 2014, respectively. The decrease in investment in associates and joint ventures is due to the equity share in the net loss of MIC amounting to ₱12.0 million in 2015 partially offset by the equity in net earnings of SLBPO amounting to ₱24.5 million in 2015 less dividends declared for the Parent Company amounting to ₱21.4 million.
6. Increase in AFS investments during the year amounting to ₱9.9 million pertains mainly to the acquisition by the Group of additional AFS investments amounting to ₱21.3 million, which is partially offset by the AFS investments sold by the Group with a carrying value of ₱11.7 million. Increase in unrealized mark to market gain on AFS investment amounted to ₱0.3 million in 2015.
7. Property and equipment as of December 31, 2015 and 2014 amounted to ₱957.2 million and ₱1,028.0 million, respectively. The decrease in property and equipment amounting to ₱70.8 million in 2015 is the net effect of the acquisitions made during the year amounting to ₱35.1 million, the disposal of machineries amounting to ₱37.2 million and the recognition of depreciation charges for the year amounting to ₱68.7 million.
8. Investment properties which are measured at cost decreased by ₱12.4 million in 2015 from ₱1,010 million as of December 31, 2014 to ₱998.4 million as of December 31, 2015 as a result of the depreciation charges of the Vertex One building amounting to ₱12.4 million.
9. Other noncurrent assets as of December 31, 2015 and 2014 amounted to ₱31.0 million and ₱32.0 million, respectively. The decrease of ₱1.0 million in 2015 is primarily due to the amortization of franchise fee amounting to ₱1.8 million.

*Total Current Liabilities decreased due to the following:*

10. Decrease in short term loans and borrowings in 2015 is due to the repayment made by the Group of its long-term loans amounting to ₱14.3 million as well as its short term loans amounting to ₱35.4 million.

11. Accounts payable decreased by ₱53.2 million mainly as a result of the following:
  - Decline in the Company's racing operations, which resulted to a decrease in accounts payable of ₱17.3 million.
  - Payment of due to contractors amounting to ₱20.5 million
  - Payments to MMTC amounting to ₱12.0 million
12. Current portion of long term loans and borrowings amounted to ₱14.3 million as of December 31, 2014. The amount was fully paid upon its maturity in November 2015.
13. Subscription payable decreased from ₱42.8 million in 2014 to nil in 2015 as a result of the payment made by the Parent Company of its subscriptions in MJC Investments Corporation amounting to ₱42.8 million.
14. The decrease in income tax payable from ₱12.7 million in 2014 to ₱6.9 thousand in 2015 resulted from the payment of the income tax payable in 2014 during 2015.

*Total Noncurrent Liabilities decreased due to the following:*

15. The decrease in accrued retirement benefit amounting to ₱3.5 million is due to the contributions made by the Company to the retirement fund amounting to ₱11.5 million, partially offset by the retirement expense recognized by the Group amounting to ₱8.6 million.
16. Net-deferred income tax liabilities decreased by ₱17.5 million in 2015 primarily due to deferred tax assets on MCIT and NOLCO recognized in 2015. As of December 31, 2015 and 2014, net deferred tax liabilities amounted to ₱228.6 million and ₱246.1 million, respectively.

*Total Equity decreased due to the following:*

17. Actuarial gains on accrued retirement benefits increased by ₱0.5 million from ₱21.1 million as of December 31, 2014 to ₱21.6 million as of December 31, 2015 as a result of the increase in discount rate from 5.78% in 2014 to 6.25% in 2015.
18. Net cumulative changes in fair value of AFS financial assets decrease by ₱1.3 million in 2015 from ₱5.2 million as of December 31, 2014 to ₱3.9 million as of December 31, 2015 as a result of the realization of the changes in fair value of AFS due to disposal and unfavorable market condition.
19. Retained earnings decreased by ₱96.0 million from ₱3,246 million as of December 31, 2014 to ₱3,150 million as of December 31, 2015. The decrease pertains to the declaration of ₱0.05 cash dividend by the Parent Company in 2015 aggregating ₱49.8 million and net loss recognized by the Group for year 2015 amounting to ₱45.9 million.



## **TOP KEY PERFORMANCE INDICATORS FOR FULL FISCAL YEARS:**

The Group looks closely at the following to determine its over-all performance:

	<b>December 2016</b>	<b>December 2015</b>	<b>December 2014</b>
1. Current Ratio	<b>1.09</b>	1.30	1.09
2. Debt to Equity Ratio	<b>0.02</b>	0.01	0.02
3. Asset to Liability Ratio	<b>7.0</b>	7.90	6.18
4. Asset to Equity Ratio	<b>1.17</b>	1.14	1.19
5. Interest Rate Coverage Ratio	<b>7.97</b>	14.74	24.31
6. Sales to Revenue Ratio	<b>0.35</b>	0.54	0.59
7. Earnings Per Share	<b>(₱0.0774)</b>	(₱0.0459)	₱0.0018

### **Ratio Computation**

Current ratio is computed by dividing current assets amounting to ₱455.5 million and ₱440.7 million as of December 31, 2016 and 2015, respectively over current liabilities amounting to ₱417.7 million and ₱340.1 million as of the same years. This indicates the ability of the company to pay its current liabilities using its current assets. Current ratio decreased in 2016 by 0.17.

Debt to equity ratio shows the extent to which the firm is financed by debt. It is computed by dividing interest-bearing debts by total equity. Total interest-bearing debts as of December 31, 2016 and 2015 amounted to ₱90.0 million and ₱39.0 million, respectively, while total equity as of December 31, 2016 amounted to ₱4,133.1 million and ₱4,197.9 million as of December 31, 2015.

The asset to liability ratio is also computed. This shows the relationship of the total assets of the Company with its total liabilities. Total assets as of December 31, 2016 and 2015 amounted to ₱4,823.5 million and ₱4,805.6 million, respectively, while the corresponding total liabilities as of December 31, 2016 and 2015 amounted to ₱690.4 million and ₱607.7 million, respectively.

Asset to equity ratio shows the relationship of total assets to the portion owned by shareholders. The formula for this ratio is total assets over total equity. As of December 31, 2016 and 2015, total assets amounted to ₱4,823.5 million and ₱4,805.6 million, respectively, while total equity amounted to ₱4,133.1 million and ₱4,197.9 million as of December 31, 2016 and 2015, respectively.

Interest rate coverage ratio indicates a company's ability to cover interest charges or finance costs. The ratio is derived by dividing the company's earnings/(losses) before interests, taxes, depreciation and amortization (EBITDA) over interest charges. For the year 2016 and 2015, EBITDA amounted to ₱18.6 million and ₱33.9 million, respectively. Finance costs, exclusive of bank charges amounted to ₱2.3 million for years 2016 and 2015.

Sales to total revenue ratio is computed by dividing the income from horse racing amounting to ₱188.5 million and ₱199.8 million for years 2016 and 2015, respectively, to total revenue of the company amounting to ₱535.2 million for the year ended December 31, 2016 and ₱371.3 million for the year ended December 31, 2015. It indicates the performance by percentage of the income

from horse racing to total revenue of the company. Sales and other revenues indicate the overall performance of the Company as it conducts horse races.

Earnings per share is computed by dividing net income/(loss) attributable to equity holders of the parent company against the weighted average number of outstanding common shares. Net losses attributable to equity holders of the Parent Company amounts to ₱77.1 million and ₱45.7 million for years ended 2016 and 2015, respectively. In 2016 and 2015, the weighted average of outstanding common shares is 996.2 million.

All ratios are computed and are compared to previous year's ratios.

## **FOR THE FIRST QUARTER OF THE YEAR 2017**

### **MANAGEMENT DISCUSSION & ANALYSIS OF PLAN OF OPERATIONS**

#### **Discussion on Operating Results for the Periods Ended March 31, 2017 and 2016**

##### **Revenues**

Income from club races decreased by ₱2.8 million from ₱51.7 million for the period ended March 31, 2016 to ₱48.9 million for the same period in 2017. The decrease in revenue is due to the one (1) day difference in the total number of racedays during the period. There were thirty (30) racing days in 2016 compared to twenty nine (29) days in 2017.

Income from cockfighting operations for the period ended March 31, 2017 amounted to ₱48.1 million and ₱3.1 million for the same period in 2016 or an increase of ₱45.0 million. The early months of year 2016 was a dry run of the cockfighting operations. As the cockfighting operation has become fully operational and is gaining more exposure, revenue is increasing due to more line-up of fights and increasing number of off-track betting stations.

The Group recognizes income from real estate sale which is the subject of Joint Venture Agreements with Ayala for Sta. Cruz property and Century Communities Corp. for Carmona property. Revenue from real estate is recognized under the percentage of completion (POC) method. The company recognized a revenue amounting to ₱12.3 million and ₱5.8 million for the periods ended March 31, 2017 and 2016, respectively. The increase is due mainly to the higher net change in the percentage of completion used in the computation of real estate revenue. The number of sold units used as basis in the computation of revenue also contributed to the variance. As of March 31, 2016, there were sixty three units compared to ninety four as at March 31, 2017.

Rental revenue from the leasing of stables, buildings and other facilities decreased by ₱2.0 million from ₱22.7 million for the period ended March 31, 2016 to ₱20.7 million for the same period in 2017. The decrease relates primarily from the decline in the income generated from the lease agreement with PAGCOR.

Revenue from sale of food and beverages increased the Group's total revenues by ₱0.3 million for the first quarter of 2017 from ₱3.6 million for the period ended March 31, 2016 to ₱3.9 million for the same period in 2017.

Other Revenues come from money changing operations of the Group's subsidiary, MJC Forex Corp. Dollar sales for the period ended March 31, 2017 amounted to ₱8.6 million and ₱2.5 million for the same period in 2016 or an increase of ₱6.1 million.

Interest income relates to real estate receivables and cash and cash equivalents. Interest income for the periods ended March 31, 2017 and 2016 amounted to ₱8.8 million and ₱5.5 million, respectively. The increase of ₱3.3 million relates primarily to real estate sales under the installment method.

#### Equity in net earnings of associates and joint venture

For the period ended March 31, 2017, equity in net losses of associates and joint venture amounted to ₱34.8 million compared to same period in 2016 amounting to ₱1.4 million. The net increase in the equity share in the net losses recognized in the current period amounting to ₱33.4 million is the result of the share in the net losses of an associate amounting to ₱42.7 million partially offset by the share in the net earnings of a joint venture amounting to ₱7.9 million.

Other income - net increased by ₱0.2 million from ₱4.0 million for the period ended March 31, 2016 to ₱4.2 million for the same period in 2017. The increase pertains mainly to income from advertising placements.

#### Expenses

##### **Cost of Sale and Services**

Cost of racing services slightly increased by ₱1.3 million from ₱41.6 million for the period ended March 31, 2016 to ₱42.9 million for the same period in 2017. The increase can be ascribed to the increase in added horse prizes in 2017 given by the company in its effort to attract more horse owners to register their racing horses during its races.

Cost of cockfighting services amounted to ₱32.1 million for the period ended March 31, 2017 and ₱5.8 million for the same period in 2016. It increased by ₱26.3 million as the cockfighting business is now in full operation. Significant costs are percentage taxes, support guarantee prizes and off-track betting rentals.

Cost of real estate pertains to the cost of real estate property recognized under the percentage of completion method, if the criteria of full accrual method are not satisfied. For the periods ended March 31, 2017 and 2016, cost of real estate amounted to ₱1.8 million and ₱0.08 million, respectively. The increase is due to the higher net change in the percentage of completion used to compute for real estate transactions. The increase in the number of sold units used in the computation also contributed to the variance.

Rental cost of services decreased by ₱1.7 million from ₱14.6 million for the period ended March 31, 2016 to ₱12.9 million for the same period in 2017. The variance relates primarily to expenses on meals and refreshments for the gaming operations.

Cost of food and beverage amounted to ₱5.5 million and ₱3.8 million for the periods ended March 31, 2017 and 2016, respectively. The increase amounting to ₱1.8 million came primarily from purchased stocks.

The cost of sales for "Others" amounted to ₱9.4 million and ₱2.5 million for the periods ended March 31, 2017 and 2016, respectively. It increased by ₱6.9 million in 2017. The variance relates

mainly to dollar purchases during the period. License fees and communication expenses were also incurred in the current period relating to the operations of the Group's subsidiary, Gametime Sports and Technologies, Inc.

#### **General Operating Expenses**

General and administrative expenses constitute costs of administering the business. For the period ended March 31, 2016, it amounted to ₱43.4 million or an increase of ₱8.8 million compared with the same period in 2017 which amounted of ₱52.2 million. The increase pertains mainly to the administrative costs for the cockfighting operations. The early months of 2016 was a dry run of the cockfighting business. As the operations continue to get exposed and more fights are being lined up, operating costs are increasingly incurred. These costs include salaries and allowances of support workforces, professional fees as well as patronage fees.

Selling expenses pertain to marketing fees related to the sale of real estate properties. It amounted to ₱0.8 million for the period ended March 31, 2017 compared to ₱0.7 million for the same period in 2016. Marketing fees increased by ₱0.2 million.

Finance costs pertain to interest expenses on bank loans availed for working capital requirements. It amounted to ₱1.2 million and ₱0.3 million for the periods ended March 31, 2017 and 2016, respectively, or an increase of ₱0.9 million which is due to the increase in the outstanding principal balances from the newly acquired short-term loans and borrowings.

### **CHANGES IN FINANCIAL CONDITION**

#### **Discussion on some Significant Changes in Financial Condition as of March 31, 2017 and December 31, 2016**

*Total assets increased due to the following:*

20. For the period ended March 31, 2017 cash and cash equivalents amounted to ₱197.9 million from ₱171.8 as of December 31, 2016. The increase of ₱26.1 million can be attributed to the proceeds from short term loans obtained by the Parent Company during the period as well as from dividend and interest received. These were used partly for the payment of matured account payables and other liabilities, loan balances which were due during the period and partial payment of subscriptions. Cash was also used for the acquisition of property and equipment as well as investment property.
21. Receivables increased by ₱41.9 million from ₱297.0 million as of December 31, 2016 to ₱338.9 million as of March 31, 2017. A portion of the increase can be attributed to real estate receivables from units sold in the current period under the installment method.
22. Inventories decreased by ₱1.0 million in the current period as a result of the sale of real estate inventories during the first quarter of 2017.
23. Other current assets increased by ₱1.5 million from ₱11.3 million as of December 31, 2016 to ₱12.8 million as of March 31, 2017. The increase relates mainly to input VAT on various purchases made during the period.

24. Investment in associates and joint ventures amounted from ₱2,205.4 million and ₱2,164.6 million as of December 31, 2016 and 2017, respectively. The decrease in investment in associates and joint ventures is due to the equity share in the net losses of MIC amounting to ₱42.7 million for the period ended March 31, 2017 partially offset by the equity in net earnings of SLBPO amounting to ₱7.9 million in the current period less dividends declared for the Parent Company amounting to ₱6.0 million.
25. There were no acquisitions and disposals of available-for-sale (AFS) financial assets during the current period. AFS financial assets as of March 31, 2017 and December 31, 2016 amounts to ₱13.3 million.
26. Property and equipment decreased from ₱920.9 million as of December 31, 2016 to ₱912.5 million as of March 31, 2017. The decrease in property and equipment amounting to ₱8.4 million in the current period is the net effect of the acquisitions made during the year amounting to ₱8.9 million and the recognition of depreciation charges for the year amounting to ₱17.3 million.
27. Investment properties increased by ₱0.5 million from ₱1,099.6 million as of December 31, 2016 to ₱1,100.1 million as of March 31, 2017. The increase is the net result of the depreciation charges of the Vertex One building amounting to ₱3.1 million and the acquisition in the current period of some parcels of land situated in Mamburao, Mindoro amounting to ₱3.6 million.
28. Other noncurrent assets increased by ₱0.3 million from ₱29.4 million as of December 31, 2016 to ₱29.7 million as of March 31, 2017. The increase is the net effect of the amortization of franchise fee amounting to ₱0.4 million and the increase in deferred vat input for various purchases during the period.

*Total Current Liabilities increased due to the following:*

29. Short-term loans and borrowings increased by ₱81.2 million in the current period from ₱90.0 million as of December 31, 2016 to ₱171.2 million as of March 31, 2017. The increase is the net result of additional short-term loans availed in January 2017 amounting to ₱100.0 million and the repayments made during the period ended March 31, 2017 totaling to ₱18.8 million.
30. Accounts payable and other liabilities decreased by ₱18.9 million from ₱312.4 million as of December 31, 2016 to ₱293.5 million. The decrease is due to the payment of various account payables to suppliers which matured during the period. Percentage taxes and trade and buyers' deposits also decreased in 2017.
31. Due to related parties amounted to ₱14.7 million as of March 31, 2017 and December 31, 2016. The amount recognized in 2016 pertains mainly to payables of Apo Reef World Resorts, Inc. to its related parties as a result of its acquisition by the Parent Company.
32. Income tax payable increased from ₱0.6 million as of December 31, 2016 to ₱1.0 million as of March 31, 2017. The increase refers mainly to the income tax expense recognized by the Group covering the first quarter of 2017.

*Total Noncurrent Liabilities decreased due to the following:*

33. Accrued retirement benefits as of December 31, 2016 amounted to ₱44.0 million and ₱39.9 million as of March 31, 2017. The decrease amounting to ₱4.1 million is the net effect of the contributions made to the retirement fund during the current period amounting to ₱6.2 million and the retirement expense recognized covering the first quarter of 2017 amounting to ₱2.1 million.

*Total Equity decreased due to the following:*

34. Retained earnings decreased by ₱38.6 million from ₱3,023.3 as of December 31, 2016 to ₱2,984.7 million as of March 31, 2017. The decrease pertains to the net losses recognized by the Group for the first quarter of 2017 amounting to ₱38.6 million.
35. Non-controlling interest decreased by ₱0.02 million in the current period which represents the 43.13% share of minority interest in the net losses of ARWRI covering the first quarter of 2017.

#### **TOP FIVE (5) KEY PERFORMANCE INDICATORS:**

The Group looks closely at the following to determine its over-all performance:

	MAR 2017	DEC 2016
Current Ratio	1.17	1.09
Asset to Liability Ratio	6.48	7.0
	MAR 2017	MAR 2016
Sales to Revenue Ratio	0.34	0.58
Sales to Expenses Ratio	0.31	0.46
Earnings Per Share	(₱0.0387)	(₱0.0161)

Current ratio or working capital ratio is computed by dividing current assets over current liabilities. Total current assets as of March 31, 2017 and December 31, 2016 amounted to ₱561.6 million and ₱455.5 million, respectively. As of March 31, 2017 and December 31, 2016, total current liabilities amounted to ₱480.4 million and ₱417.7 million, respectively.

Asset to liability ratio or solvency ratio is computed by dividing total assets over total liabilities. As of March 31, 2017 and December 31, 2016, total assets amounted to ₱4,852.6 million and ₱4,832.7 million, respectively. Total liabilities as of March 31, 2017 amounted to ₱749.0 million and ₱690.4 million as of December 31, 2016.

Sales to revenue ratio is computed by dividing the income from horse racing over total operating revenue. Income from club races for the period ended March 31, 2017 and 2016 amounted to ₱48.9 million and ₱51.7 million, respectively. Total operating revenue for the period ended March 31, 2017 amounted to ₱142.6 million and ₱89.4 million for the same period in 2016.

Sales to expenses ratio is computed by dividing income from horse racing over total expenses which include cost of sales and services, general and administrative expenses, selling expenses and finance costs. Income from club races for the period ended March 31, 2017 and 2016 amounted to ₱49.0 million and ₱51.7 million, respectively, while total expenses amounted to ₱158.8 million for the period ended March 31, 2017 and ₱112.7 million for the same period in 2016.

Earnings per share is computed by dividing net income (loss) attributable to equity holders of the parent company over the weighted average number of outstanding common shares. Net loss attributable to equity holders of the parent company for the period ended March 31, 2017 and 2016 amounted to ₱38.6 million and ₱16.0 million, respectively. The weighted average number of outstanding common shares as of March 31, 2017 and 2016 totaled to 996.2 million.

### **KEY VARIABLE AND OTHER QUALITATIVE AND QUANTITATIVE FACTORS**

No known trends, events, commitments or uncertainties will have an effect on the company's liquidity. The company is not expecting anything that will have a material favorable or unfavorable impact on the company's current operation. All the figures reflected or presented during the reporting period arose from normal conditions of operation. There are no known seasonal or cyclical factors that will materially affect the racing operation of the MJCI.

There is no particular event that will trigger a direct or contingent financial obligation that would be material to the Company, including events of default and acceleration of an obligation.

There are no material off-balance sheet transactions, arrangements, obligations, contingent or otherwise that occurred during the fiscal year. There were no other relationship of the Company with unsolicited entities or other persons created during the fiscal year.

The Company is not aware of any seasonal aspects or known events or uncertainties which will have a material effect on the sales and overall financial condition or results of operations of the Company.

### **D. BUSINESS AND GENERAL INFORMATION**

Manila Jockey Club, Inc. (the "Company") was incorporated on March 22, 1937. On October 23, 1972, the Company was granted a franchise under Republic Act No. 6631 to operate and maintain a racetrack and conduct horse races therein. The franchise was renewed on November 23, 1997 under R.A. No. 8407 for another term of twenty five (25) years. Under R.A. No. 8407, the Company shall pay annually to the National Treasury a franchise tax equivalent to 25% of its gross earnings from bets on the horse races in lieu of all taxes, except income tax, that are imposed by the national or local government on the activities covered by the franchise. However, the Company now pays value added tax equivalent to twelve percent (12%) of its gross revenues from horse races pursuant to Republic Act No. 7716 or the Expanded VAT Law.

In line with the Company's vision to expand its business operations and to enhance the value of the shareholders' investment, the Company is also engaged in the development and sale of condominium units and residential properties and lease of an office building through joint venture agreements with leading property developers. Likewise, the Company has

ventured into gaming operations with the establishment of a casino known as the Pagcor Club San Lazaro located at the 3<sup>rd</sup> Floor of the Turf Club Building at the San Lazaro Leisure Park ("SLLP") in Carmona, Cavite.

### Employees

The Company has raceday and monthly employees.

The total number of raceday employees is as follows:

- a. For racing days - 406 employees

The total number of monthly rank and file employees and officers is 193 employees.

Monthly CBA - January 1, 2016 to December 31, 2020

Raceday CBA - July 1, 2014 to June 30, 2019.

Both CBAs contain supplemental benefits for the employees such as vacation and sick leaves and retirement benefits. The Company has not experienced any labor strike in the last three (3) years.

### Subsidiaries and Associate

#### Subsidiaries

The Parent Company holds 100% interest in SLLP Holdings, Inc. (SLLPHI) and San Lazaro Resources and Development Corporation (SLRDC), which are both incorporated and domiciled in the Philippines. The Parent Company holds a 50% interest in Biohitech Philippines, Inc. (Biohitech), a domestic corporation. To date, SLLPHI, SLRDC and Biohitech have yet to start commercial operations.

On August 16, 2010, the Parent Company formed and organized another wholly owned domestic corporation, MJC Forex Corporation (MFC). It is engaged in the business of money changing or currency exchange and dealing and brokering in all currencies with local or foreign individuals and other entities. It started its commercial operations on May 29, 2012.

On July 23, 2013, the Parent Company formed and organized a wholly owned domestic corporation, Gametime Sports & Technologies, Inc (GSTI). The primary purpose of Gametime is to design, conceptualize, operate and provide technological service and advancements and/or alternative technological facilities for sports and recreational gaming through multiple platforms.

On September 23, 2013, another wholly owned domestic corporation was organized, the Manila Cockers Club, Inc. Its primary purpose is to engage in the business of cockfighting which include but not limited to the construction, establishment and operation of cockpits, the conduct and broadcast of cockfights, and the accepting of bets thereon through conventional and electronic means. It started its commercial operations on December 5, 2015.



The Parent Company also formed New Victor Technology Limited (NVTL), which is incorporated in Hong Kong and domiciled in the Philippines. The business purpose of NVTL is to purchase slot machines for lease to the Philippine Amusement and Gaming Corporation (PAGCOR), which operates the casino of the Parent Company located within the Turf Club at Carmona until September 2013.

In October 2013, the Parent Company entered into a lease agreement with PAGCOR to lease 1,427 sq.m. property, with modern slot machines, including the rights to a proprietary system of linking and networking the said slot machines, in Turf Club Bldg., San Lazaro Leisure Park, Carmona, Cavite.

In 2015, a new wholly owned subsidiary was incorporated in Hong Kong under the corporate name of Hi-tech Harvest Limited. The primary purpose of this subsidiary is for the marketing and advertising of the cockfighting operations of MCC and the services provided by GSTI to the international setting and possible customers. As of May 09, 2017, Hi-tech Harvest Limited has not yet started commercial operations.

On February 22, 2016, the Parent Company entered into a share purchase agreement with ACL Development Corporation ("ACL") to purchase 9.8 million shares of ARWRI, a company owning parcels of land in Mamburao, Mindoro, for a total consideration of ₱9.9 million. Furthermore, on August 25, 2016, the Company paid ₱20.0 million to subscribe to 80.0 million shares of ARWRI at par value of ₱1.00 per share after ARWRI increased its authorized capital stock from 100.0 million shares to 200.0 million shares. The acquisition did not qualify as an acquisition of a business in accordance with PFRS 3, Business Combination, and was therefore accounted for as an acquisition of assets.

As of May 09, 2017, the Parent Company has an outstanding subscription payable to ARWRI amounting to ₱60.0 million which are eliminated in the consolidated financial statements.

#### Associates

On January 23, 2009, the Parent Company acquired a 50.23% interest in MJC Investments Corporation (MIC), doing business under the name and style of Winford Leisure and Entertainment Complex and Winford Hotel and Casino, a publicly listed company incorporated and domiciled in the Philippines. The acquisition was made in accordance with the provisions of the Memorandum of Agreement (MOA) entered into by both parties in 2008, wherein the Parent Company will transfer its non-core assets to MIC under a property for share exchange subject to agreed conditions. In 2013, after the investments made by the 18 Strategic Investors in MIC, the Parent Company still has significant influence over MIC through its retained interest of 28% in MIC. As of May 09, 2017, the Parent Company still has a 22.31% interest in MIC.

The Parent Company has a 33% ownership in Techsystems, Inc. Techsystems undertakes to facilitate the short message service betting or online betting for the races conducted by the Parent Company. As of May 09, 2017, Techsystems has not yet started commercial operations.

#### Joint Ventures

The Parent Company entered into a JVA with Ayala Land, Inc. (ALI) on December 12, 2008 to create SLBPO, an unincorporated taxable joint venture (JV), for the purpose of leasing, managing and administering the developed office units and retail development area in the building complex at the Sta. Cruz property (the Building Complex). The Building Complex was also constructed and developed under a JDA with ALI.

Gamespan was incorporated on June 20, 2012 to operate and manage the totalizator hardware and software owned by the Parent Company, set-up new media infrastructure for offering and taking bets in horse racing and other sports. It shall also have the exclusive broadcast rights to all the races and other games operated by the Parent Company which it may distribute to different broadcasters to maximize viewership and participation. As of May 09, 2017, Gamespan has not yet started its commercial operations.

## **RACING OPERATIONS**

### **(1) Horse Races**

The Company transferred its racing operations on April 1, 2003 to its new horse racing facility of world class standards in Carmona, Cavite.

The Company conducts its races 2 days every week on an alternating schedule with the other racing clubs.

### **(2) Off Track Betting Stations ("OTBs")**

OTBs are stations where the betting public may place bets outside the race track on the horse races conducted by the Company. The OTBs are strategically located at designated areas in Metro Manila and other parts of the country.

The Company is expanding its OTB network in Metro Manila as well as in provincial areas. As of December 31, 2016, the Company now has a total of 221 quality OTB stations, 47 of which are located in provincial areas. The OTB sales account for 92.67% of the total sales generated from the races.

### **(3) Competition**

The other racing clubs that conduct horse races and accept betting thereon are the Philippine Racing Club, Inc. ("PRCI"), and the Metro Manila Turf Club, Inc., ("MMTC") which started its operations at Malvar, Batangas in February 2013. PRCI and MMTC hold races on days when the Company does not hold its own races. Thus, there is no real competition between the three (3) clubs in obtaining their respective revenue targets. There is a healthy competition as to which club can provide better services and/or facilities which do not materially affect revenue.

### **(4) Government Regulations**

The Company does not foresee any effect of existing or probable governmental regulations on its racing business. There is no need for any other government approval on the conduct of races and the taking of bets thereon given the Company's congressional franchise. The Company's racing operations are under the supervision of the Philippine Racing Commission while the betting aspects of racing are under the supervision of the Gaming and Amusements Board.

(5) Risks

(a) Disease

Horse disease can lead to mortality of racehorses and, at the very least, disability of horses to participate in races. In 1998, the Company suffered a disease outbreak in its stables which severely afflicted the horses. As a result of the disease, horse racing was suspended pending the remedial measures to cure said disease and to halt its spread. The Company implemented measures to minimize the occurrence of such disease outbreak such as the regular injection of preventive medicines.

The Company created a task force within management to carefully monitor the conditions of the horse stables for possible disease outbreaks. Measures have been taken to improve the cleanliness and sanitation of the stables to prevent the recurrence of said disease. The Company also bars horses afflicted with the Equine Infectious Anemia (EIA) virus from entering the SLLP complex. It screens running horses for the EIA virus using imported kits to apply the Coggins test. Said test is now mandatory for all racehorses and is periodically conducted.

(b) Weather

The Philippines experiences severe tropical storms occurring usually during the months of June until October.

Strong storms may pose as a safety risk to the jockeys, horses, employees and patrons of the Company such that there might be a necessity to stop the conduct of races.

Management has instituted measures to reduce the risk of dangerous weather by providing guidelines on emergency cases in the event of harsh weather as well as guidelines for warnings. Given these guidelines, the Company will have sufficient basis whether or not to stop the conduct of races.

## **REAL ESTATE DEVELOPMENT**

Pursuant to the Company's rationalization and maximization of its corporate assets, the Company branched out into the development of its non-racing unutilized real estate assets.

I. Carmona Township, Carmona, Cavite (San Lazaro Leisure and Business Park)

The Company has seventy seven (77) hectares of property located in Carmona, Cavite now known as the San Lazaro Leisure Park (SLLP).

Township Development Components:

1. Racing Business
  - a. Two (2) new race tracks of world-class standards
  - b. A modern Turf Club building
  - c. A stabling complex housing 1,800 horses.
2. Gaming Business - PAGCOR Club Carmona, 3<sup>rd</sup> floor, Turf Building
  - a. 200 slot machines
  - b. 8 tables

### 3. Real Estate Business

#### Canyon Ranch

In 2004, the Company entered into a joint venture agreement with prominent real estate developer Century Communities Corporation ("CCC") for the development of the 17.09-hectare portion of the Carmona property into a mixed-use commercial and upscale residential community. The development is now known as "Canyon Ranch".

The development sells only house-and-lot packages. There are eleven models offered: Napa, a duplex with floor area of 50 sq. m. per house; Stanford (91.5 sq. m.); Delano (101 sq. m.); Fremont (105 sq. m.); Berkeley (sq. m.); Atherton (280 sq. m.); Redmont (101 sq. m.); Calistoga (130 sq. m.); Casitas (81 sq. m.); Irvine (80 sq. m.); and Malibu (140 sq. m.)

Phase I has a total of 428 residential and commercial units. The Company received a total sales proceeds of ₱259 million from its share of the project.

Phase II has a total of 363 units with no commercial areas assigned to it with expected sales of ₱195 million. Market demand is expected to dictate pricing and some allotted models may be converted to the more affordable Napa or Stanford.

### 4. MCC Arena

The Manila Cockers Club, Inc. (MCC) officially started its operations early December 2015 during the inauguration of its world class cockfighting studio, Cockers Arena, located at the Turf Building of the San Lazaro Leisure and Business Park (SLLBP) complex in Carmona, Cavite. The wholly-owned subsidiary of Manila Jockey Club (MJC) is part of a grand development plan for SLLBP to expand its sporting facilities and leisure potential in the Metro South.

Manila Cockers is duly-licensed and recognized by the Sangguniang Bayan of Carmona, Cavite. Under Municipal Ordinance No. 017-2014, it was granted authority to: (1) establish, operate and maintain a cockpit arena at San Lazaro Leisure and Business Park, (2) hold or conduct cockfights with sports wagering, and (3) offer, take or arrange wagers for cockfights.

The venue, Cockers Arena, is an exclusive, fully air-conditioned cockfighting studio which features an impressive steel-and-glass fighting pit; deluxe theater seats; full wait service; and high-definition 65-inch LED TVs located inside and outside the studio.

In 2016, there were 22 derbies held at the Cockers Arena which happened across 119 cockfighting days. Total sales amounted to Php1,794,541,511.00 which came from the following: OTB sales Php1,441,505,246.00, On-site sales (230,365,836.00), Telebet sales (16,287,043), and Fastbet sales (105,843,386). Guaranteed cash prize for 2016, amounted to (18,201,075.00).

Through a partnership with Signal TV, matches are broadcasted live on GameTime TV Channel 109 and to MJC's network of over 250 Off-Track Betting in Metro Manila and nearby provinces.

5. PFF-FIFA Football National Training Center

The Manila Jockey Club Inc. (MJC) and the Philippine Football Federation (PFF) entered an agreement last April 2014 to initially lease 2 hectares of land within the San Lazaro Leisure and Business Park (SLLBP) complex. As part of the agreement, PFF will construct a FIFA 2-Star rated artificial turf football pitch through the FIFA Goal Project Programme. The MJC-PFF partnership will effectively turn SLLBP into the National Football Teams Training Center. The venue will host all football related activities of our National Football teams (Azkals & Malditas) including the respective age-grouped teams. Try-outs, training, tune-up games, and FIFA and AFC sanctioned matched and International friendlies will all be held in SLLBP. Additional appurtenances such as dressing rooms, dormitories, cafeteria, gym, bleachers, field lighting, a training center and the relocation of the Philippine Football Federation's Headquarters will also be constructed.

6. MJC Multi-Purpose Pitch

As of May 2017, the pitch is 95% completed. ACT Global and Specicon Philippines Inc., the accredited contractors for the Goal Project 3, have finished constructing the drainage system and sub base layer of the pitch. The artificial turf has also been installed, complete with football field lines and pathways. At present, earth moving and ground rehabilitation around the pitch is underway. For completion in 2017 is the spreading of silica sand and rubber infill to protect the pitch during matches. Installation of FIFA regulated goal posts to follow.

MJC has also started to redevelop its centerfield area for use in sporting and special events. Rehabilitation and groundwork have been conducted to flatten the surface area, improve playing surface, and remove boulders and other obstructions from the ground. Apart from the re-grassing of the area, new pipes have been installed to improve drainage and water flow during the wet season. New shower rooms and restrooms will be installed by next year.

In 2016, the centerfield hosted several MJC-sponsored sporting events, including: Copa San Lazaro, MJC's very own bi-annual football tournament; Mabuhay Futbol League tune-up games; Kiwanis Futbol Festival and several practice games from different football clubs in the area. To complement these events, twenty (20) 20-seater bleachers and outdoor tents were purchased. Further plans are being studied to further improve the area and increase foot traffic.

Finally, as part of its CSR activities, the company also launched the MJC Colts Football Clinic, a free clinic is open to all children and young adults residing in the surrounding barangays.

II. Manila Township, Sta. Cruz, Manila (San Lazaro Tourism & Business Park)

Township Development Components:

1. SM City San Lazaro
2. Ayala Land Inc. Joint Venture Developments
  - a. Vertex One - a 15-storey BPO building with retail units at the ground floor
  - b. ALVEO
    - b.1. Celadon Residences (Townhouses)
    - b.2. Celadon Park Residences - a 3-tower condominium complex
  - c. AVIDA Towers San Lazaro - a 5-tower condominium complex

The Company's 16-hectare property in Sta. Cruz, Manila (the "Sta. Cruz Property") did not remain idle land after it transferred its racing operations to Carmona, Cavite. In 2001, SM Prime Holdings, Inc. erected the SM San Lazaro Mall at the 4-hectare portion of the property.

As part of the over-all development of the Sta. Cruz property, the Company signed on February 26, 2005 Joint Development Agreements ("JDAs") with the country's largest real property developer, Ayala Land Inc. ("ALI"), through ALI's wholly-owned subsidiaries, Avida Land Corporation ("AVIDA") and Alveo Land Corporation (Alveo), formerly Community Innovations Inc. ("CII") for the construction of townhouses and residential condominium buildings at the 6.47-hectare portion of the Sta. Cruz property.

Under the JDAs, the Company will contribute the land, Alveo and AVIDA will contribute the financial and technical resources required for the development of the townhouses and condominium buildings.

Celadon Residences (Alveo)

"Celadon Residences" is an upscale 200-unit Mediterranean-inspired townhouse community spread over 4.2 hectares. Buyers may choose from three (3) types of units, with floor areas ranging from 168 to 204 sq. m. All units will have three (3) bedrooms and pocket gardens on the ground floor. The additional option of a guestroom or home office affords residents more breathing room for their needs. For relaxation and recreational purposes, they may visit the centrally-located 3,200 sq. m. village park and pavilion, which boast of landscaped gardens, adult and child swimming pools, and children's zone, and open playfield, and a multi-purpose court.

Celadon Park (Alveo)

"Celadon Park" is a three (3) tower condominium structure to be erected on a one (1) hectare portion of the Sta. Cruz Property. The units come in various sizes from one bedroom to three bedrooms. It shall also have 2 (two) kinds of penthouse suites. It will also have swimming pools, a fitness center, function rooms, children's playground and a multi-purpose amphitheater.

## **Avida Towers (AVIDA)**

“Avida Towers” is envisioned to be a cluster of five (5) condominium towers, priced within reach of middle-income earners. The floor area of each unit ranges from 22 to 66 sq. m., offering studios, one-bedrooms, two-bedrooms, and lofts. The facilities include a clubhouse, adult and child swimming pools, children’s playground, basketball court, and jogging path.

The projects are sanctuaries conveniently located near schools like University of Santo Tomas, Far Eastern University, and University of the East; hospitals such as the UST hospital, St. Jude, and Chinese General; shopping areas including SM San Lazaro, SM Manila, and Divisoria; government structures such as the Manila City Hall and the Malacanang Palace among other famous landmarks in Manila.

In 21 November 2007, construction started for the BPO Building at the property of the Company at Sta. Cruz, Manila. The BPO Building is a joint venture project with Ayala Land, Inc. (ALI) with ALI having 70% interest and MJCI 30%. Construction for said tower was completed on March 2009. The tower is named Vertex One.

The Vertex One, is a 15-storey, 21,000 square meter Grade-A facility designed to address the office space requirements and to cater to the 24x7 work environment of BPO firms. It provides large and efficient building floor plates, telco & data redundancies, large capacity, high-speed elevators, 100% back-up power, support retail amenities and parks & open spaces. The project site is considered an ideal location for BPO firms due to its close proximity to the University Belt and its accessibility to the major business districts, airports and seaports in the Metropolis. The project will be the largest BPO facility in the city of Manila providing approximately 6,000 job opportunities for the residents of the city.

On 12 December 2008, the Parent Company entered into a JVA with Ayala Land, Inc. (ALI) to create the San Lazaro JV, an unincorporated taxable JV and a jointly controlled entity, for the purpose of leasing, managing and administering the developed office units in the building complex at the Sta. Cruz property (the Building Complex). The Building Complex was constructed and developed under a JDA also with ALI.

## **Philippine Economic Zone Authority (PEZA) - Winford Hotel**

Presidential Proclamation No. 1727 signed by President Arroyo on February 13, 2009, created and designated several parcels of land owned by the Company at the site of the former San Lazaro race track in Sta. Cruz, Manila consisting of 74,244 square meters, as a tourism economic zone with information technology component and to be known as the San Lazaro Tourism and Business Park.

Pursuant to the proclamation, the Company’s affiliate, MJIC and the PEZA signed on February 24, 2015, the Registration Agreement to entitle MJIC to develop and operate as tourism economic zone. A certificate of registration was thereafter, issued.

## **Philippine Economic Zone Authority (PEZA) - Carmona Property**

Presidential Proclamation No. 1517 was signed by President Gloria Macapagal Arroyo on May 26, 2008, which created and designated several parcels of land owned by the Company consisting of 542,294 square meters situated at Barangay Lantic, Municipality of Carmona,

Province of Cavite as a Tourism Economic Zone. The proclamation entitled the Company to establish, develop, construct, administer, manage, and operate a Special Economic Zone to be known as San Lazaro Leisure and Business Park (SLLBP). Pursuant to the proclamation, the Company and the PEZA signed on June 5, 2008, the Registration Agreement entitling MJCI to develop and operate the special economic zone. A certification of registration was issued thereafter.

#### **Philippine Economic Zone Authority – Sta. Cruz Property**

Presidential Proclamation No. 1727 signed by President Arroyo on February 13, 2009, created and designated several parcels of land owned by the Company at the site of the former San Lazaro race track in Sta. Cruz, Manila consisting of 74,244 square meters, as a tourism economic zone with information technology component and to be known as the San Lazaro Tourism and Business Park.

Pursuant to the proclamation, the Company and the PEZA signed on February 29, 2009, the Registration Agreement to entitle MJCI to develop and operate the aforementioned special economic zone. A certificate of registration was thereafter, issued.

#### **GAMING OPERATIONS**

As part of its business diversification, the Company commenced its gaming operations. In October 2003, the Company entered into an agreement with PAGCOR for the establishment of a gaming pit and VIP Club at the 3<sup>rd</sup> Floor of the Turf Club Building in Carmona, Cavite.

For the Gaming Pit, PAGCOR leases from the Company an area of 189.231 sq. m. for the card and table games at ₱510.51 per sq. m. subject to an escalation rate of 5% per year. The lease commenced on July 10, 2013 and will end on July 9, 2016.

The Company has a total of 200 slot machines, 150 of which are company-owned while 50 are on a revenue-sharing arrangement with Jade Corporation. Under the lease contract with PAGCOR, the Company shall supply the 200 slot machines together with the floor management system. In consideration thereof, the Company shall receive thirty five percent (35%) of the gross win as its share for the VIP Club.

On March 18, 2010, MIC was granted a Permit to Operate by PAGCOR for the establishment, maintenance and operation of a casino, PAGCOR San Lazaro, within the San Lazaro Tourism and Business Park in Sta. Cruz, Manila. The permit shall be for a period of ten years, to commence on the date of actual operation of PAGCOR San Lazaro.

#### **Reclassification, mergers, etc.**

No material reclassification, merger, consolidation or purchase or sale of a significant amount of assets not in the ordinary course of business that occurred during the calendar year ending December 31, 2016.



## PROPERTIES

### Sta. Cruz and Carmona, Cavite Property

The real estate properties of the Club are located in Sta. Cruz, Manila with an area of 2.1 hectares and Carmona, Cavite with an area of 77 hectares.

The investment properties, Sta. Cruz property held for capital appreciation and the Sta. Cruz property held for lease have carrying values as of December 31, 2016 amounting to P359.6 million and P238.2 million.

The 2.1 hectare property held for capital appreciation in Sta. Cruz property and the Carmona property were used by the Parent Company as collateral for its long-term loans obtained from local bank. These long-term loans have already been paid in November 2015 thereby releasing the liens related to the properties.

### Undivided Interest in a parcel of land

The Company also has an undivided interest in a parcel of land in Batangas which has a carrying value amounting to P56.7 million as of December 31, 2016.

## **E. PLAN OF OPERATIONS**

We foresee a robust consolidated financial outlook for MJCI amidst a calculated revenue forecast in horseracing. Investments in two subsidiaries are expected to bear significant returns that will boost the financials of the parent company. The parent company is continuing to look other business projects as part of its grand plan of diversification.

The Manila Cockers Club, Inc. ("MCCI") and Gametime Sports and Technologies, Inc. ("Gametime"), again will be depended upon in terms of significant revenue contributions to the parent company. In 2016, we forecasted a modest profit contribution for MCCI and early on in the first quarter of 2017, there were already signs of revenue run off and we expect a very hefty increase in bottom line for MCCI this year. MCCI had revitalized the game fowl industry including employment opportunities for game cock handlers and gaffers which earn them modest compensation. Management's outlook both near and long term is very positive for MCCI considering that this industry is still in the development stage for thousands of game cock breeders.

Gametime's operation had already kicked off and so far so good as an alternate mode of electronic betting. Gametime had already inked up with Cignal TV for an 80-20 sharing of subscription fee of Cignal Gametime Channel 109. Currently estimated to have already reached more than a million Cignal subscribers nationwide, Gametime Channel is expected to get a modest pie in Cignal Channels at Php499 a month subscription for residential and Php999 a month for commercial users. Currently Gametime is contributing Php300,000 a month in gross sales but these are largely concentrated in Metropolitan Manila. Untapped and very rich potential sectors are the OFWs in the middle east, Japan and maybe in the United States. Using the Gametime Apps, it could view and bet on real time cockfighting. Next in the pipeline is the Pay Per View (PPV) cockfighting that will cater international clients.

Apo Reef World Resorts, Inc. located in Mamburao, Occidental Mindoro had already started consolidating land titles and acquisitions of adjacent lots to the more than 3 kilometers beach

front. Land development will soon start and invitations to well-known resort and hotel operators will be next in the drawing board. Management is optimistic that this will be another Boracay with a different class of beach enthusiasts.

The Tayuman, Sta. Cruz project will soon take another lift. The Parent Company is in a MOA arrangement with a real estate developer and had already started conceptualizing erecting high rise mixed commercial and residential condominium buildings on the remaining idle lots in Tayuman, Sta Cruz. The parent company will assume the commercial units that will add up to the recurring rental revenue stream of Vertex.

The stable lease has continuously provided ample revenue support to the Parent Company. It has introduced measures to attract more horse owners to stable their horses in the Complex by providing discounts and promos. Prompt maintenance and cleanliness of the stables are the core values of stable rental business and this mainly attracts first time and returning stable owners to stable their horses at San Lazaro.

The football field in the San Lazaro Leisure and Business Park in Carmona, Cavite was already finished and soon, footballers will start their trainings, football clinics and football sports activities. Football aficionados is expected to troop SLB to witness and enjoy a favorite sports past time, and thus will benefit our F & B department in so far as the restaurant sales are concerned. .

There is no particular event that will trigger a direct or contingent financial obligation that would be material to the Company, including events of default and acceleration of an obligation.

The Company is not aware of any seasonal aspects or known events or uncertainties which will have a material effect on the sales and overall financial condition or results of operations of the Company.

There were no material off-balance sheet transactions, arrangement, obligation, contingent or otherwise that occurred during the fiscal year. There were no other relationship of the Company with unsolicited entities or other persons created during the fiscal year.

## **F. MARKET PRICE AND DIVIDENDS**

### **1. Market Information**

The principal market for the Company's common equity is the Philippine Stock Exchange.

Provided below is the table indicating the high and low sales price of the common equity of the company.

Quarterly High, Low (Year 2015, 2016, 2017)

**2015**

	<u>1st Quarter</u>	<u>2nd Quarter</u>	<u>3rd Quarter</u>	<u>4th Quarter</u>
	Price	Price	Price	Price
HIGH	2.25	2.05	2.07	2.05
LOW	1.81	1.85	1.80	1.92

**2016**

	<u>1st Quarter</u>	<u>2nd Quarter</u>	<u>3rd Quarter</u>	<u>4th Quarter</u>
	Price	Price	Price	Price
HIGH	2.00	2.18	2.18	2.05
LOW	1.81	1.90	1.94	1.95

**2017**

	<u>1st Quarter</u>	<u>2nd Quarter</u>	<u>3rd Quarter</u>	<u>4th Quarter</u>
	Price	Price	Price	Price
HIGH	2.66	--	--	--
LOW	2.48	--	--	--

As of May 09, 2017, the stock market price of the Company is pegged at Php2.50 per share.

2. Holders

There are approximately 980 holders of common equity of the registrant as of May 09, 2017.

3. Top Twenty (20) Stockholders as of May 09, 2017.

	<u>Name</u>	<u>No. of Shares</u>	<u>Percentage</u>
1.	PCD Nominee Corporation (F)	440,824,187	44.25%
2.	Arco Equities, Inc.	98,770,857	9.92%
3.	Alfonso R. Reyno, Jr.	65,947,940	6.62%
4.	Exequiel D. Robles	56,911,100	5.71%
5.	Redwood Oak Ventures, Inc.	42,524,305	4.27%
6.	Maritess R. Calzado	40,850,507	4.10%
7.	Chun Long Guilbert Wong	38,008,026	3.82%
8.	Arco Equities, Inc.	32,024,509	3.21%
9.	Edgardo B. Espiritu	23,963,405	2.41%
10.	Palos Verdes Realty Corp.	23,435,143	2.35%
11.	JUT Holdings, Inc.	11,497,077	1.15%
12.	Tormil Realty & Development Corp.	10,585,992	1.06%
13.	Dante D. Morales/ Ma. Luisa T. Morales	9,567,731	0.96%

14. F. Arthur L. Villaraza	9,182,246	0.92%
15. Bonaventure Development Corp.	6,917,295	0.69%
16. PCD Nominee Corp. (NF)	6,222,240	0.62%
17. Rosendo G. Guevara	4,338,511	0.44%
18. Ruddy C. Tan	3,978,166	0.40%
19. Say Caridad	3,866,940	0.39%
20. Ferdinand A. Domingo	3,548,030	0.36%

<b>Totals:</b>	<b>932,964,207</b>	<b>93.66%</b>
----------------	--------------------	---------------

#### 4. Dividends

On 24 May 2016, the Board of Directors approved the declaration of cash dividend of five centavos (Php0.05) per share to stockholders of record as of June 10, 2016 and payment date of June 30, 2016.

On 06 March 2015, the Board of Directors approved the declaration of cash dividends of five centavos (Php0.05) per share to stockholders of record as of March 20, 2015 and payment date of April 17, 2015.

On 08 April 2014, the Board of Directors approved the declaration of cash dividends of five centavos (Php0.05) per share to stockholders of record as of May 30, 2014 and payment date of June 16, 2014.

On 08 April 2014, the Board of Directors approved the declaration of five percent (5%) stock dividends with record date of July 14, 2014 and with issuance date of August 7, 2014.

On 30 May 2013, the Board of Directors approved the declaration of cash dividend of five centavos (Php0.05) per share to stockholders of record as of June 18, 2013 and payment date of June 28, 2013.

On 30 May 2013, the Board of Directors approved the declaration of ten percent (10%) stock dividends with record date of July 18, 2013 and with issuance date of August 13, 2013.

On October 2012, the Board of Directors approved the declaration of cash dividend of eight centavos (Php0.08) per share to stockholders of record as of November 12, 2012 and payment date of November 26, 2012.

On 07 March 2012, the Board of Directors approved the declaration of a cash dividend of eight centavos (Php0.08) per share with record date of March 28, 2012 and payment date of April 18, 2012.

On 18 June 2008, the stockholders approved and ratified the declaration of the 20% stock dividend or 89,997,063 common shares out of the unappropriated retained earnings which will come from an increase in authorized capital stock. Record date of the stock dividends was be fixed by the SEC on January 19, 2011. On 28 July 2010, MJCI applied for the listing of stock dividends amounting to 89,997,063 common shares

evidenced by its Application For Listing of Stocks dated 20 July 2010 submitted by the Corporation to the Exchange. On 03 February 2011, PSE APPROVED Application of MJCI to list additional 89,997,063 common shares with a par value of Php1.00 per share to cover 20% stock dividend declaration to stockholder of record. Lastly payment date is on 14 February 2011.

There were no dividends declared during 2010 and 2009.

There are no restrictions other than profit levels or retained earnings that limit the payment of dividend on common shares.

#### 5. Recent sale of unregistered securities

On 23 December 2010, the SEC approved the record date for the 20% stock dividends to be January 19, 2011. The stock dividends were paid out and issued to the stockholders of record on February 14, 2011 and was listed in the PSE on the same date.

On 08 October 2008, the Board of Directors of the Company approved the subscription by stockholders in the increase in the authorized capital stock amounting to 35,002,937. Upon approval of the increase in authorized capital stock in 2010, the amount of the deposits for future stock subscription amounting to P8.8 million was applied as payment for the subscription of the 35,002,937 share.

### **Discussion on Compliance with Leading Practices on Corporate Governance**

The evaluation system operated by the compliance officer for the compliance on the Code of Corporate Governance has been established by the Company to measure the level of compliance of the Board of Directors and top management with its Code of Corporate Governance. The compliance officer monitors compliance through a regular checklist system after consultation with all parties concerned.

In compliance with SEC Memorandum Circular No. 20 series of 2013, all the Directors and key officers of the Company attended a Corporate Governance Seminar on November 07, 2016. The Company also updated its Manual on Corporate Governance in compliance with SEC Memorandum Circular No. 9 Series of 2016.

In year 2006, there was no deviation from the Company's manual of corporate governance. The Company plans to adopt as part of the Manual of Corporate Governance the new rule of the PSE on the disclosure of non-public information.

For 2007, the Compliance Officer was instructed to find ways to improve the monitoring of the compliance of the proper officer/director on the Code of Corporate Governance and to make the necessary recommendation. It was suggested that he should interview the proper officers regarding their adherence to the Code of Corporate Governance regularly on a periodic basis. Highlighted

For 2008, there was no deviation from the Company's Manual on Corporate Governance. Pursuant to the requirements of the PSE, the Company's amended its manual of Corporate

Governance which the direction who have now attended a seminar on Corporate Governance conducted by an authorized entity should attend one as few of the requirements of director.

**UNDERTAKING**

The Company shall furnish the stockholders a copy of the Annual Report (SEC Form 17-A) free of charge upon written request addressed to:

The Corporate Secretary  
Manila Jockey Club, Inc.  
14<sup>th</sup> Floor, Strata 100 Building,  
F. Ortigas Jr. Road,  
Ortigas Center, Pasig City



# MANILA JOCKEY CLUB, INC.

## ORTIGAS CENTER OFFICE

14<sup>th</sup> FLOOR, STRATA 100 BUILDING  
F. ORTIGAS JR. ROAD, ORTIGAS CENTER  
PASIG CITY 1805, PHILIPPINES  
Tel (632) 6879689; Telefax (632) 6316368

E-mail: [executive@manilajockey.com](mailto:executive@manilajockey.com) or [marketing@manilajockey.com](mailto:marketing@manilajockey.com)  
RACING SINCE 1867

### CERTIFICATION


I, **CHINO PAOLO Z. ROXAS**, of legal age and with office address at 12<sup>th</sup> Floor Strata 100 Building, F. Ortigas Jr. Road, Ortigas Center, Pasig City, being the duly-elected Corporate Information Officer of the Manila Jockey Club, Inc. (the "Corporation"), a corporation duly organized and existing in accordance with the laws of the Republic of the Philippines, with business address at 14<sup>th</sup> Floor Strata 100 Building, F. Ortigas Jr. Road, Ortigas Center, Pasig City, hereby certify that no Director or Officer of the Corporation is connected with any government agencies or its instrumentalities.

IN WITNESS WHEREOF, I have signed this Certificate this 11 MAY 2017 day of May 2017 at Pasig City, Philippines.

~~CHINO PAOLO Z. ROXAS~~  
*Corporate Information Officer*

SUBSCRIBED AND SWORN TO before me this 11 MAY 2017 day of May 2016, affiant exhibiting to me his Tax Identification Number 268-712-136.

Doc. No. 421 ;  
Page No. 86 ;  
Book No. 11 ;  
Series of 2017.

  
JING-JING S. ROMERO  
NOTARY PUBLIC  
APPOINTMENT NO. 53 (2016-2017)  
UNTIL DECEMBER 31, 2017  
PTR NO. 2516058/01-05-17/PASIG CITY  
IBP NO. 1060501 / 01-07-17/QUEZON CITY  
CITIES OF PASIG, SAN JUAN AND PATEROS  
ROLL OF ATTORNEY NO. 60827

**MANILA JOCKEY CLUB, INC. AND SUBSIDIARIES**  
**CONSOLIDATED STATEMENTS OF FINANCIAL POSITION**  
**AS OF MARCH 31, 2017 AND DECEMBER 31, 2016**

**UNAUDITED**                      **AUDITED**  
**MARCH 2017**                      **DECEMBER 2016**

<b>ASSETS</b>	(In Philippine Peso)	
<b>Current Assets</b>		
Cash and cash equivalents (Note 6)	197,929,816	171,837,642
Receivables (Note 7)	268,024,179	188,435,626
Inventories (Note 8)	82,873,038	83,933,984
Other current assets (Note 9)	12,753,555	11,252,575
Total Current Assets	<b>561,580,588</b>	<b>455,459,827</b>
<b>Noncurrent Assets</b>		
Real estate receivables - net of current portion (Note 7)	70,855,991	108,575,994
Investments in associates and joint ventures (Note 10)	2,164,569,270	2,205,395,607
Available-for-sale (AFS) financial assets (Note 11)	13,261,812	13,261,812
Property and equipment (Notes 12)	912,506,060	920,939,075
Investment properties (Notes 10 13 and 15)	1,100,120,598	1,099,639,271
Other noncurrent assets (Notes 1 and 14)	29,740,003	29,388,986
Total Noncurrent Assets	<b>4,291,053,734</b>	<b>4,377,200,745</b>
	<b>4,852,634,322</b>	<b>4,832,660,572</b>
<b>LIABILITIES AND EQUITY</b>		
<b>Current Liabilities</b>		
Short-term loans and borrowings (Note 15)	171,200,000	90,000,000
Accounts payable and other liabilities (Notes 16)	293,455,241	312,387,628
Income tax payable	1,012,130	572,086
Due to related parties (Note 26)	14,734,481	14,734,481
Total Current Liabilities	<b>480,401,852</b>	<b>417,694,195</b>
<b>Noncurrent Liabilities</b>		
Accrued retirement benefits (Note 21)	39,917,592	44,035,776
Deferred tax liabilities - net (Note 25)	228,672,946	228,672,946
Total Noncurrent Liabilities	<b>268,590,538</b>	<b>272,708,722</b>
	<b>748,992,390</b>	<b>690,402,917</b>
<b>Equity</b>		
Capital stock (Note 27)	996,170,748	996,170,748
Additional paid-in capital	27,594,539	27,594,539
Actuarial gains on accrued retirement benefits (Note 21)	24,133,722	24,133,722
Net cumulative changes in fair values of AFS financial assets (Note 11)	4,962,621	4,962,621
Retained earnings	2,984,672,053	3,023,263,901
Treasury shares	(7,096)	(7,096)
Equity attributable to equity holders of the parent company	4,037,526,587	4,076,118,435
Noncontrolling interests (Note 1)	66,115,345	66,139,220
Total Equity	<b>4,103,641,932</b>	<b>4,142,257,655</b>
	<b>4,852,634,322</b>	<b>4,832,660,572</b>

*See accompanying Notes to Consolidated Financial Statements.*



**MANILA JOCKEY CLUB, INC. AND SUBSIDIARIES**  
**CONSOLIDATED STATEMENTS OF COMPREHENSIVE INCOME (LOSS)**  
**FOR THE QUARTERS ENDED MARCH 31, 2017 AND 2016**

	UNAUDITED MARCH 2017	UNAUDITED MARCH 2016
(In Philippine Peso)		
<b>REVENUES</b>		
Club races	48,948,766	51,688,996
Cockfighting	48,078,122	3,100,856
Real estate (Note 8)	12,308,568	5,826,542
Rent (Notes 12 and 13)	20,713,329	22,669,641
Food and beverages	3,904,323	3,615,164
Others	8,625,035	2,495,373
	<b>142,578,143</b>	<b>89,396,572</b>
<b>COST OF SALES AND SERVICES (Note 17)</b>		
Club races	42,881,823	41,552,558
Cockfighting	32,132,615	5,823,327
Real estate (Note 8)	1,800,470	76,073
Rent	12,865,365	14,598,302
Food and beverages	5,543,594	3,772,323
Others	9,409,206	2,474,227
	<b>104,633,073</b>	<b>68,296,810</b>
<b>GROSS INCOME</b>	<b>37,945,070</b>	<b>21,099,762</b>
General and administrative expenses (Note 18)	(52,155,980)	(43,399,374)
Selling expense (Note 8)	(837,763)	(650,723)
Interest income (Notes 6, 7, 11 and 22)	8,766,446	5,533,266
Finance costs (Notes 15 and 23)	(1,211,500)	(332,488)
Equity in net earnings (losses) of associates and joint ventures (Note 10)	(34,799,339)	(1,358,378)
Other income - net (Note 24)	4,155,589	3,974,984
<b>INCOME (LOSS) BEFORE INCOME TAX</b>	<b>(38,137,477)</b>	<b>(15,132,951)</b>
<b>PROVISION FOR (BENEFIT FROM) INCOME TAX (Note 25)</b>		
Current	478,246	903,139
Deferred	-	-
	<b>478,246</b>	<b>903,139</b>
<b>NET INCOME (LOSS)</b>	<b>(38,615,723)</b>	<b>(16,036,090)</b>
<b>OTHER COMPREHENSIVE INCOME (LOSS)</b>		
<i>Items of other comprehensive income (loss) to be reclassified to profit or loss in subsequent periods</i>		
Net changes in fair values of AFS financial assets	-	-
<i>Items of other comprehensive income (loss) that will not be reclassified to profit or loss in subsequent periods</i>		
Actuarial gains (losses) on remeasurement of retirement benefits, net of tax	-	-
<b>TOTAL COMPREHENSIVE INCOME (LOSS)</b>	<b>(38,615,723)</b>	<b>(16,036,090)</b>
Net income attributable to:		
Equity holders of the parent company	(38,591,848)	(16,036,090)
Noncontrolling interests	(23,875)	-
	<b>(38,615,723)</b>	<b>(16,036,090)</b>
Total comprehensive income (loss) attributable to:		
Equity holders of the parent company	(38,591,848)	(16,036,090)
Noncontrolling interests	(23,875)	-
	<b>(38,615,723)</b>	<b>(16,036,090)</b>
<b>Basic/Diluted Earnings (Loss) Per Share (Note 28)</b>	<b>(0.0387)</b>	<b>(0.0161)</b>

See accompanying Notes to Consolidated Financial Statements.

**MANILA JOCKEY CLUB, INC. AND SUBSIDIARIES**  
**CONSOLIDATED STATEMENTS OF COMPREHENSIVE INCOME (LOSS)**  
**FOR THE PERIODS ENDED MARCH 31, 2017 AND 2016**

	UNAUDITED MARCH 2017	UNAUDITED MARCH 2016
	(In Philippine Peso)	
<b>REVENUES</b>		
Club races	48,948,766	51,688,996
Cockfighting	48,078,122	3,100,856
Real estate (Note 8)	12,308,568	5,826,542
Rent (Notes 12 and 13)	20,713,329	22,669,641
Food and beverages	3,904,323	3,615,164
Others	8,625,035	2,495,373
	<b>142,578,143</b>	<b>89,396,572</b>
<b>COST OF SALES AND SERVICES (Note 17)</b>		
Club races	42,881,823	41,552,558
Cockfighting	32,132,615	5,823,327
Real estate (Note 8)	1,800,470	76,073
Rent	12,865,365	14,598,302
Food and beverages	5,543,594	3,772,323
Others	9,409,206	2,474,227
	<b>104,633,073</b>	<b>68,296,810</b>
<b>GROSS INCOME</b>	<b>37,945,070</b>	<b>21,099,762</b>
General and administrative expenses (Note 18)	(52,155,980)	(43,399,374)
Selling expense (Note 8)	(837,763)	(650,723)
Interest income (Notes 6, 7, 11 and 22)	8,766,446	5,533,266
Finance costs (Notes 15 and 23)	(1,211,500)	(332,488)
Equity in net earnings (losses) of associates and joint ventures (Note 10)	(34,799,339)	(1,358,378)
Other income - net (Note 24)	4,155,589	3,974,984
<b>INCOME (LOSS) BEFORE INCOME TAX</b>	<b>(38,137,477)</b>	<b>(15,132,951)</b>
<b>PROVISION FOR (BENEFIT FROM) INCOME TAX (Note 25)</b>		
Current	478,246	903,139
Deferred	-	-
	<b>478,246</b>	<b>903,139</b>
<b>NET INCOME (LOSS)</b>	<b>(38,615,723)</b>	<b>(16,036,090)</b>
<b>OTHER COMPREHENSIVE INCOME (LOSS)</b>		
<i>Items of other comprehensive income (loss) to be reclassified to profit or loss in subsequent periods</i>		
Net changes in fair values of AFS financial assets	-	-
<i>Items of other comprehensive income (loss) that will not be reclassified to profit or loss in subsequent periods</i>		
Actuarial gains (losses) on remeasurement of retirement benefits, net of tax	-	-
<b>TOTAL COMPREHENSIVE INCOME (LOSS)</b>	<b>(38,615,723)</b>	<b>(16,036,090)</b>
Net income attributable to:		
Equity holders of the parent company	(38,591,848)	(16,036,090)
Noncontrolling interests	(23,875)	-
	<b>(38,615,723)</b>	<b>(16,036,090)</b>
Total comprehensive income (loss) attributable to:		
Equity holders of the parent company	(38,591,848)	(16,036,090)
Noncontrolling interests	(23,875)	-
	<b>(38,615,723)</b>	<b>(16,036,090)</b>
<b>Basic/Diluted Earnings (Loss) Per Share (Note 28)</b>	<b>(0.0387)</b>	<b>(0.0161)</b>

See accompanying Notes to Consolidated Financial Statements.

MANILA JOCKEY CLUB, INC. AND SUBSIDIARIES  
CONSOLIDATED STATEMENTS OF CHANGES IN EQUITY  
AS OF MARCH 31, 2017 AND DECEMBER 31, 2016

MARCH 2017 (UNAUDITED)  
(In Philippine Peso)

	Capital Stock (Note 27)	Additional Paid- In Capital	Actuarial Gains on Accrued Retirement Benefits	Net Cumulative Changes in Fair Values of AFS Financial Assets (Note 11)			Treasury Shares	Subtotal	Noncontrolling Interests	Total
				4,962,621	3,023,263,901	Unappropriated				
BALANCES AT DECEMBER 31, 2016	996,170,748	27,594,539	24,133,722	4,962,621	3,023,263,901	Unappropriated	(7,096)	4,076,118,435	66,139,220	4,142,257,655
Total comprehensive income (loss) for the period	-	-	-	(38,591,848)	(38,591,848)			(38,591,848)	(23,875)	(38,615,723)
BALANCES AT MARCH 31, 2017	996,170,748	27,594,539	24,133,722	4,962,621	2,984,672,053	(7,096)	(7,096)	4,037,526,587	66,115,345	4,103,641,932

See accompanying Notes to Consolidated Financial Statements

DECEMBER 2016 (AUDITED)  
(In Philippine Peso)

	Capital Stock (Note 27)	Additional Paid- In Capital	Actuarial Gains on Accrued Retirement Benefits	Net Cumulative Changes in Fair Values of AFS Financial Assets (Note 11)			Treasury Shares	Subtotal	Noncontrolling Interests	Total
				3,923,214	3,150,149,222	Unappropriated				
BALANCES AT DECEMBER 31, 2015	996,170,748	27,594,539	21,621,047	3,923,214	3,150,149,222	(7,096)	4,199,451,674	(1,619,647)	4,197,832,027	
Share in acquisition of net assets	-	-	-	-	-	-	-	68,141,911	68,141,911	
Total comprehensive income (loss) for the year	-	-	2,512,675	1,039,407	(77,077,258)	-	(73,525,176)	(383,044)	(73,908,220)	
Cash dividends declared	-	-	-	-	(49,808,063)	-	(49,808,063)	-	(49,808,063)	
BALANCES AT DECEMBER 31, 2016	996,170,748	27,594,539	24,133,722	4,962,621	3,023,263,901	(7,096)	4,076,118,435	66,139,220	4,142,257,655	

MANILA JOCKEY CLUB, INC. AND SUBSIDIARIES  
CONSOLIDATED STATEMENTS OF CASH FLOWS  
FOR THE QUARTERS ENDED MARCH 31, 2017 AND 2016

	UNAUDITED MARCH 2017	UNAUDITED MARCH 2016
	(In Philippine Peso)	
<b>CASH FLOWS FROM OPERATING ACTIVITIES</b>		
Income (Loss) before income tax	(38,615,723)	(15,132,951)
Adjustments for:		
Depreciation (Notes 12, 13 and 19)	20,417,079	20,159,232
Equity in net losses (earnings) of associates and joint ventures (Note 10)	34,799,339	1,358,377.52
Interest income (Note 22)	(8,766,446)	(5,533,266)
Finance costs (Note 23)	1,211,500	332,488
Amortization of franchise fee (Note 17)	448,500	448,500
Dividend income	(69,688)	-
Loss (gain) on sale of:		
Property and equipment	(85,536)	-
Operating income before working capital changes	9,339,026	1,632,381
Decrease (increase) in:		
Receivables	(41,868,550)	(47,027,416)
Inventories	1,060,946	(435,494)
Other current assets	(1,500,980)	1,507,612
Increase (decrease) in:		
Accounts payable and other liabilities	(7,402,641)	6,245,378
Accrued retirement benefits (Note 22)	(4,118,184)	1,194,722
Cash generated from operations	(44,490,383)	(36,882,817)
Income taxes paid, including creditable withholding and final taxes	(38,202)	(75,052)
Net cash provided (used) by operating activities	(44,528,585)	(36,957,869)
<b>CASH FLOWS FROM INVESTING ACTIVITIES</b>		
Interest received (Note 22)	8,766,446	5,533,266
Dividends received (Notes 10 and 24)	6,096,686	7,370,506
Decrease (increase) in other noncurrent assets	(351,017)	(441,639)
Acquisitions of property and equipment (Note 12)	(8,877,407)	(4,050,432)
Acquisitions of investment property (Note 13)	(3,587,984)	-
Proceeds from sale of:		
Property and equipment (Note 24)	85,536	-
Net cash provided (used) by investing activities	2,132,260	8,411,701
<b>CASH FLOWS FROM FINANCING ACTIVITIES</b>		
Proceeds from short-term loans and borrowings	100,000,000	-
Payments of:		
Short-term loans and borrowings (Note 15)	(18,800,000)	(2,000,000)
Subscriptions	(11,500,000)	-
Interest paid	(1,211,500)	(332,488)
Net cash provided (used) in financing activities	68,488,500	(2,332,488)
<b>NET INCREASE (DECREASE) IN CASH AND CASH EQUIVALENTS</b>	<b>26,092,174</b>	<b>(30,878,657)</b>
<b>CASH AND CASH EQUIVALENTS AT BEGINNING OF YEAR</b>	<b>171,837,642</b>	<b>134,470,762</b>
<b>CASH AND CASH EQUIVALENTS AT END OF YEAR (Note 6)</b>	<b>197,929,816</b>	<b>103,592,105</b>

See accompanying Notes to Consolidated Financial Statements.

(In Philippine Peso)

**CASH FLOWS FROM OPERATING ACTIVITIES**

Income (Loss) before income tax	(38,615,723)	(15,132,951)
Adjustments for:		
Depreciation (Notes 12, 13 and 19)	20,417,079	20,159,232
Equity in net losses (earnings) of associates and joint ventures (Note 10)	34,799,339	1,358,377.52
Interest income (Note 22)	(8,766,446)	(5,533,266)
Finance costs (Note 23)	1,211,500	332,488
Amortization of franchise fee (Note 17)	448,500	448,500
Dividend income	(69,688)	-
Loss (gain) on sale of:		
Property and equipment	(85,536)	-
Operating income before working capital changes	9,339,026	1,632,381
Decrease (increase) in:		
Receivables	(41,868,550)	(47,027,416)
Inventories	1,060,946	(435,494)
Other current assets	(1,500,980)	1,507,612
Increase (decrease) in:		
Accounts payable and other liabilities	(7,402,641)	6,245,378
Accrued retirement benefits (Note 22)	(4,118,184)	1,194,722
Cash generated from operations	(44,490,383)	(36,882,817)
Income taxes paid, including creditable withholding and final taxes	(38,202)	(75,052)
Net cash provided (used) by operating activities	(44,528,585)	(36,957,869)

**CASH FLOWS FROM INVESTING ACTIVITIES**

Interest received (Note 22)	8,766,446	5,533,266
Dividends received (Notes 10 and 24)	6,096,686	7,370,506
Decrease (increase) in other noncurrent assets	(351,017)	(441,639)
Acquisitions of property and equipment (Note 12)	(8,877,407)	(4,050,432)
Acquisitions of investment property (Note 13)	(3,587,984)	-
Proceeds from sale of:		
Property and equipment (Note 24)	85,536	-
Net cash provided (used) by investing activities	2,132,260	8,411,701

**CASH FLOWS FROM FINANCING ACTIVITIES**

Proceeds from short-term loans and borrowings	100,000,000	-
Payments of:		
Short-term loans and borrowings (Note 15)	(18,800,000)	(2,000,000)
Subscriptions	(11,500,000)	-
Interest paid	(1,211,500)	(332,488)
Net cash provided (used) in financing activities	68,488,500	(2,332,488)

**NET INCREASE (DECREASE) IN CASH AND CASH EQUIVALENTS** 26,092,174 (30,878,657)

**CASH AND CASH EQUIVALENTS AT BEGINNING OF YEAR** 171,837,642 134,470,762

**CASH AND CASH EQUIVALENTS AT END OF YEAR (Note 6)** 197,929,816 103,592,105

*See accompanying Notes to Consolidated Financial Statements.*

MANILA JOCKEY CLUB, INC. AND SUBSIDIARIES  
AGING SCHEDULE OF RECEIVABLES  
AS OF MARCH 31, 2017

UNAUDITED

(In Philippine Peso)

A. AGING OF ACCOUNTS RECEIVABLE-NET

		TOTAL	1-30 DAYS	31-60 DAYS	61-90 DAYS	91-120 DAYS	OVER 120 DAYS
1	Real estate receivables - current portion	184,785,971	2,623,153	4,307,030	6,257,039	3,530,720	168,068,030
2	Advances and loans to officers and employees	14,503,519	4,917,549	504,635	1,102,948	404,711	7,573,676
3	Receivable from third parties	10,100,000	100,000	-	-	10,000,000	-
4	Rent receivables	9,812,887	4,616,057	1,206,362	641,898	440,520	2,908,050
	Receivable from Philippine Amusement and Gaming Corporation (PAGCOR)	7,906,305	2,125,553	2,389,375	1,747,759	331,512	1,312,106
6	Advances to suppliers	7,632,084	6,524,496	331,087	331,197	14,286	431,018
7	Dividends receivable	6,026,998	2,441,338	1,709,861	1,875,799	-	-
8	Due from related parties	5,005,547	5,705	731	8,087	-	4,991,024
9	Receivable from contractors	2,585,576	523,270	267,857	-	-	1,794,449
10	Receivables from off-track betting (OTB) operators	2,358,989	2,176,060	5,040	87,556	4,999	85,334
11	Claims for tax credit certificates (TCC)	2,252,054	-	-	-	-	2,252,054
12	Others	52,909,822	703,359	35,830,903	211,830	176,841	15,986,891
	TOTAL	305,879,753	26,756,540	46,552,882	12,264,113	14,903,588	205,402,632
	Less: Allowance for doubtful accounts	37,855,574					
	<b>RECEIVABLES - NET</b>	<b>268,024,179</b>					

B. ACCOUNTS DESCRIPTION

	TYPE OF RECEIVABLES	DESCRIPTION	COLLECTION PERIOD
1	Real estate receivables - current portion	Sales on real estate operations	Monthly
2	Advances and loans to officers and employees	Advances granted to and loans availed by officers and employees	Daily/Monthly
3	Receivable from third parties	Due from third parties	Monthly
4	Rent receivables	Receivables on leasing transactions from stables, building and other facilities	Semi-monthly/Monthly
5	Receivable from Philippine Amusement and Gaming Corporation (PAGCOR)	Proponent share on gaming revenues of PAGCOR on the casino operations at the	Monthly
6	Advances to suppliers	Advance payments to suppliers for goods and services yet to be received	Daily/Monthly
7	Dividends receivable	Share on the net earnings of a joint venture partner	Quarterly
8	Due from related parties	Receivable from related parties	Monthly
9	Receivable from contractors	Claims for deposits paid to contractors	Annually
10	Receivables from off-track betting (OTB) operators	Receivables from racing and cockfighting operations	Monthly
11	Claims for tax credit certificates (TCC)	Claim for refund on tax unduly paid	Daily/Semi-monthly/Monthly
12	Others	Various deposits and advances	Daily/Semi-monthly/Monthly

C. OPERATING CYCLE

Calendar Year

## CERTIFICATION OF INDEPENDENT DIRECTOR

I, **VICTOR B. VALDEPEÑAS**, Filipino, of legal age and with address at No. 61 Vernon Street, Filinvest Batasan Hills, Diliman Quezon City, after having been duly sworn to in accordance with law do hereby declare that:

1. I am an Independent Director of Manila Jockey Club, Inc. ("MJC").
2. I am affiliated with the following companies:

<u>Company</u>	<u>Position/Relationship</u>	<u>Validity of Service</u>
Insular Life <i>Makati City</i>	Chairman	2015-Present
Unionbank of the Philippines <i>Pasig City</i>	President and Chief Operating Officer	1997-2015
	Executive Vice President/Treasurer	1993 - 1997
Citibank N.A. <i>Makati City</i>	Vice President and Country Treasurer	1987 - 1994


3. I possess all the qualifications and none of the disqualifications to serve as an Independent Director of MJC as provided for in Section 38 of the Securities Regulation Code and its Implementation Rules and Regulations.
4. I shall faithfully and diligently comply with my duties and responsibilities as independent director under the Securities Regulation Code.
5. I shall inform the Corporate Secretary of MJC of any changes in the abovementioned within five (5) days from its occurrence.

Done, this day of 11 MAY 2017 at Pasig City.

  
**VICTOR B. VALDEPENAS**  
 Affiant

**SUBSCRIBED AND SWORN** to before me this day of 11 MAY 2017 at Pasig City, affiant personally appeared before me and exhibited to me his valid Identification ID No. 71110-10-904-031 Issued on \_\_\_\_\_ at Manila, Philippines.

Doc. No. 43  
 Page No. 86  
 Book No. 11  
 Series of 2017.

  
**ATTY. JING JINGS S. ROMERO**  
 NOTARY PUBLIC  
 APPOINTMENT NO. 153-(2016-2017)  
 Until December 31, 2017  
 PTR No. 2516058 / Jan. 05, 2017 -- Pasig City  
 IBP No. 1060501 / Jan. 07, 2017 -- Quezon City  
 CITY OF PASIG, SAN JUAN AND PATEROS  
 Roll of Attorney No. 60827

## CERTIFICATION OF INDEPENDENT DIRECTOR

I, **VICTOR C. FERNANDEZ**, Filipino, of legal age and with address at No. 1570 Princeton Street, Wack-Wack Village, Mandaluyong City, after having been duly sworn to in accordance with law do hereby declare that:

1. I am a nominee for independent director of Manila Jockey Club, Inc. ("MJC") and have been its independent director since 2010.
2. I am affiliated with the following companies or organizations (including Government Owned and Controlled Corporations):

COMPANY/ORGANIZATION	POSITION/RELATIONSHIP	PERIOD OF SERVICE
NA		
NA		
NA		

3. I possess all the qualifications and none of the disqualifications to serve as an Independent Director of Manila Jockey Club, Inc., as provided for in Section 38 of the Securities Regulation Code, its Implementing Rules and Regulations and other SEC issuances.
4. I am related to the following director/officer/substantial shareholder of (covered company and its subsidiaries and affiliates) other than the relationship provided under Rule 38.2.3 of the Securities Regulation Code, (where applicable)

NAME OF DIRECTOR/OFFICER/SUBSTANTIAL SHAREHOLDER	COMPANY	NATURE OF RELATIONSHIP
NA		
NA		
NA		

5. To the best of my knowledge, I am not the subject of any pending criminal or administrative investigation or proceeding / I disclose that I am the subject of the



following criminal/administrative investigation or proceeding (as the case may be):

OFFENSE CHARGED/INVESTIGATED	TRIBUNAL OR AGENCY INVOLVED	STATUS
NA		
NA		
NA		
NA		

6. (For those in government service/affiliated with a government agency or GOCC) I have the required written permission or consent from the (head of the agency/department) to be an independent director in NA pursuant to Office of the President Memorandum Circular No. 17 and Section 12, Rule XVIII of the Revised Civil Service Rules.


7. I shall faithfully and diligently comply with my duties and responsibilities as independent director under the Securities Regulation Code and its Implementing Rules and Regulations, Code of Corporate Governance and other SEC issuances.

8. I shall inform the Corporate Secretary of MJC of any changes in the abovementioned information within five days from its occurrence.

DONE this 10 MAY 2017 day of May 2017 at Pasig City.

  
**VICTOR C. FERNANDEZ**  
 Affiant

SUBSCRIBED AND SWORN to before me this day of 10 MAY 2017 at Pasig City, affiant personally appeared before me and exhibited to me his Tax Identification No. No. 155-565-214 issued in the Philippines.

  
**JING-JING S. ROMERO**  
 NOTARY PUBLIC  
 APPOINTMENT NO. 153 (2016-2017)  
 UNTIL DECEMBER 31, 2017  
 PTR NO. 2516058/01-05-17/PASIG CITY  
 IBP NO. 1060501 / 01-07-17/QUEZON CITY  
 CITIES OF PASIG, SAN JUAN AND PATEROS  
 ROLL OF ATTORNEY NO. 60827

Doc. No. 414;  
 Page No. 84;  
 Book No. III;  
 Series of 2017.

## COVER SHEET for AUDITED FINANCIAL STATEMENTS

**FS FOR FILING WITH SEC**

**AFTER THE BIR HAS DULY  
STAMPED "RECEIVED."**

SEC Registration Number

P W 0 0 0 0 0 8 0 3

**COMPANY NAME**

M A N I L A J O C K E Y C L U B , I N C .

**PRINCIPAL OFFICE** ( No. / Street / Barangay / City / Town / Province )

S a n L a z a r o L e i s u r e P a r k , B r g y .  
L a n t i c , C a r m o n a , C a v i t e

Form Type

A A F S

Department requiring the report

S E C

Secondary License Type, If Applicable

N / A

**COMPANY INFORMATION**

Company's Email Address

admin@manilajockey.com

Company's Telephone Number

(632) 914-4846

Mobile Number

N/A

No. of Stockholders

981

Annual Meeting (Month / Day)

06/30

Fiscal Year (Month / Day)

12/31

**CONTACT PERSON INFORMATION**

The designated contact person **MUST** be an Officer of the Corporation

Name of Contact Person

Nestor N. Ubalde

Email Address

nestorubalde@yahoo.com

Telephone Number/s

914-4758

Mobile Number

09175576284

**CONTACT PERSON'S ADDRESS**

14th Flr. Strata 100 Bldg., F. Ortigas Jr. Road, Ortigas Center, Pasig City

**NOTE 1:** In case of death, resignation or cessation of office of the officer designated as contact person, such incident shall be reported to the Commission within thirty (30) calendar days from the occurrence thereof with information and complete contact details of the new contact person designated.

**2:** All Boxes must be properly and completely filled-up. Failure to do so shall cause the delay in updating the corporation's records with the Commission and/or non-receipt of Notice of Deficiencies. Further, non-receipt of Notice of Deficiencies shall not excuse the corporation from liability for its deficiencies.

APR 26 2017





# MANILA JOCKEY CLUB, INC.

RACING SINCE 1867

April 12, 2017

## STATEMENT OF MANAGEMENT'S RESPONSIBILITY FOR FINANCIAL STATEMENTS

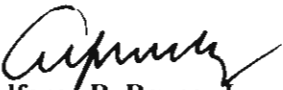
The management of **MANILA JOCKEY CLUB, INC.** is responsible for the preparation and fair presentation of the financial statements including the schedules attached therein, as of and for the years ended **December 31, 2016 and 2015**, in accordance with the prescribed financial reporting framework indicated therein, and for such internal control as management determines is necessary to enable the preparation of financial statements that are free from material misstatement, whether due to fraud or error.


In preparing the financial statements, management is responsible for assessing the Company's ability to continue as a going concern, disclosing, as applicable matters related to going concern and using the going concern basis of accounting unless management intends to liquidate the Company or to cease operations, or has no realistic alternative but to do so.


The Board of Directors is responsible for overseeing the Company's financial reporting process.

The Board of Directors reviews and approves the financial statements including the schedules attached therein, and submits the same to the stockholders.


Sycip Gorres Velayo & Co, the independent auditor appointed by the stockholders, has audited the financial statements of the company in accordance with Philippine Standards on Auditing, and in its report to the stockholders, has expressed its opinion on the fairness of presentation upon completion of such audit.

  
**Alfonso R. Reyno, Jr.**  
Chairman of the Board and Chief Executive Officer  
Philippine Passport No. EG 5357161

  
**Alfonso G. Reyno III**  
President and Chief Operating Officer  
Philippine Passport No. EBG074526

  
**Nestor N. Ubalde**  
Chief Financial Officer  
Philippine Passport No. N04-89406906

Signed this 12th day of April 2017.



  
**JING-JING S. ROMERO**  
NOTARY PUBLIC

APPOINTMENT NO. 153 (2016-2017)  
UNTIL DECEMBER 31, 2017

PTR NO. 2516058/01-05-17/PASIG CITY  
BPO City 1605, Philippines

OFFICE OF PASIG, SAN JUAN AND PATEROS  
ROLL OF ATTORNEY NO. 60827

SUBSCRIBED AND SWORN TO  
before me this 26 APR 2017 at  
**PASIG CITY**

to me his/her Competent evidence  
14th Floor, One World Plaza, Emerald Avenue, Ortigas Center, Pasig City 1605, Philippines  
E-mail: [executive@manilajockey.com](mailto:executive@manilajockey.com) Web site: [www.manilajockey.com](http://www.manilajockey.com) Tels: (632) 6879889 Fax: (632) 6188401  
San Lazaro Street, San Lazaro, Barangay Lanting, Calton

DOC. NO. 271;  
PAGE NO. 036;  
BOOK NO. 11;  
SERIES OF 2017;

## INDEPENDENT AUDITOR'S REPORT

The Stockholders and the Board of Directors  
Manila Jockey Club, Inc.  
San Lazaro Leisure Park,  
Brgy. Lantic, Carmona, Cavite



### Report on the Audit of the Parent Company Financial Statements

#### Opinion

We have audited the parent company financial statements of Manila Jockey Club, Inc. (the Company), which comprise the parent company statements of financial position as at December 31, 2016 and 2015, and the parent company statements of comprehensive income, parent company statements of changes in equity and parent company statements of cash flows for the years then ended, and notes to the parent company financial statements, including a summary of significant accounting policies.

In our opinion, the accompanying parent company financial statements present fairly, in all material respects, the financial position of the Company as at December 31, 2016 and 2015, and of its financial performance and its cash flows for the year then ended in accordance with Philippine Financial Reporting Standards (PFRSs).

#### Basis for Opinion


We conducted our audits in accordance with Philippine Standards on Auditing (PSAs). Our responsibilities under those standards are further described in the *Auditor's Responsibilities for the Audit of the Parent Company Financial Statements* section of our report. We are independent of the Company in accordance with the Code of Ethics for Professional Accountants in the Philippines (Code of Ethics) together with the ethical requirements that are relevant to our audit of the parent company financial statements in the Philippines, and we have fulfilled our other ethical responsibilities in accordance with these requirements and the Code of Ethics. We believe that the audit evidence we have obtained is sufficient and appropriate to provide a basis for our opinion.

#### Responsibilities of Management and Those Charged with Governance for the Parent Company Financial Statements

Management is responsible for the preparation and fair presentation of the parent company financial statements in accordance with PFRSs, and for such internal control as management determines is necessary to enable the preparation of parent company financial statements that are free from material misstatement, whether due to fraud or error.

In preparing the parent company financial statements, management is responsible for assessing the Company's ability to continue as a going concern, disclosing, as applicable, matters related to going concern and using the going concern basis of accounting unless management either intends to liquidate the Company or to cease operations, or has no realistic alternative but to do so.





Those charged with governance are responsible for overseeing the Company's financial reporting process.

### **Auditor's Responsibilities for the Audit of the Parent Company Financial Statements**

Our objectives are to obtain reasonable assurance about whether the parent company financial statements as a whole are free from material misstatement, whether due to fraud or error, and to issue an auditor's report that includes our opinion. Reasonable assurance is a high level of assurance, but is not a guarantee that an audit conducted in accordance with PSAs will always detect a material misstatement when it exists. Misstatements can arise from fraud or error and are considered material if, individually or in the aggregate, they could reasonably be expected to influence the economic decisions of users taken on the basis of these parent company financial statements.

As part of an audit in accordance with PSAs, we exercise professional judgment and maintain professional skepticism throughout the audit. We also:

- Identify and assess the risks of material misstatement of the parent company financial statements, whether due to fraud or error, design and perform audit procedures responsive to those risks, and obtain audit evidence that is sufficient and appropriate to provide a basis for our opinion. The risk of not detecting a material misstatement resulting from fraud is higher than for one resulting from error, as fraud may involve collusion, forgery, intentional omissions, misrepresentations, or the override of internal control.
- Obtain an understanding of internal control relevant to the audit in order to design audit procedures that are appropriate in the circumstances, but not for the purpose of expressing an opinion on the effectiveness of the Company's internal control.
- Evaluate the appropriateness of accounting policies used and the reasonableness of accounting estimates and related disclosures made by management.
- Conclude on the appropriateness of management's use of the going concern basis of accounting and, based on the audit evidence obtained, whether a material uncertainty exists related to events or conditions that may cast significant doubt on the Company's ability to continue as a going concern. If we conclude that a material uncertainty exists, we are required to draw attention in our auditor's report to the related disclosures in the parent company financial statements or, if such disclosures are inadequate, to modify our opinion. Our conclusions are based on the audit evidence obtained up to the date of our auditor's report. However, future events or conditions may cause the Company to cease to continue as a going concern.
- Evaluate the overall presentation, structure and content of the parent company financial statements, including the disclosures, and whether the parent company financial statements represent the underlying transactions and events in a manner that achieves fair presentation.

We communicate with those charged with governance regarding, among other matters, the planned scope and timing of the audit and significant audit findings, including any significant deficiencies in internal control that we identify during our audit.





Building a better  
working world

- 3 -



We also provide those charged with governance with a statement that we have complied with relevant ethical requirements regarding independence, and to communicate with them all relationships and other matters that may reasonably be thought to bear on our independence, and where applicable, related safeguards.

#### **Report on the Supplementary Information Required Under Revenue Regulations 15-2010**

Our audits were conducted for the purpose of forming an opinion on the parent company financial statements taken as a whole. The supplementary information required by Revenue Regulations 15-2010 in Note 35 to the parent company financial statements is presented for purposes of filing with the Bureau of Internal Revenue and is not a required part of the basic financial statements. Such information is the responsibility of the management of Manila Jockey Club, Inc. The information has been subjected to the auditing procedures applied in our audit of the basic financial statements. In our opinion, the information is fairly stated, in all material respects, in relation to the parent company financial statements taken as a whole.

The engagement partner on the audit resulting in this independent auditor's report is Adeline D. Lumbres.

SYCIP GORRES VELAYO & CO.

Adeline D. Lumbres

Partner

CPA Certificate No. 0107241

SEC Accreditation No. 1555-A (Group A),

April 14, 2016, valid until April 14, 2019

Tax Identification No. 224-024-746


BIR Accreditation No. 08-001998-118-2016,

February 15, 2016, valid until February 14, 2019

PTR No. 5908715, January 3, 2017, Makati City

April 25, 2017

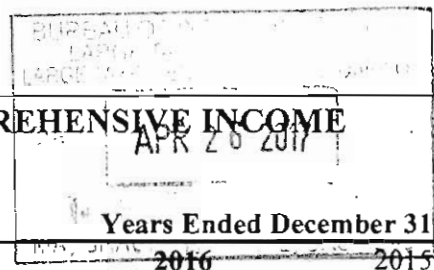


**MANILA JOCKEY CLUB, INC.****PARENT COMPANY STATEMENTS OF FINANCIAL POSITION**

December 31

	2016	2015
<b>ASSETS</b>		
<b>Current Assets</b>		
Cash and cash equivalents (Note 6)	₱129,814,023	₱126,888,546
Receivables (Note 7)	233,705,282	223,908,467
Inventories (Note 8)	81,881,984	94,257,252
Other current assets (Note 9)	7,283,314	9,688,603
Total Current Assets	452,684,603	454,742,868
<b>Noncurrent Assets</b>		
Real estate receivables - net of current portion (Note 7)	108,575,994	45,121,918
Investments in subsidiaries, associates and joint ventures (Note 10)	821,251,093	731,401,093
Available-for-sale (AFS) financial assets (Note 11)	13,261,812	31,942,805
Property and equipment (Notes 12 and 29)	890,008,719	932,576,207
Investment properties (Notes 10, 13 and 15)	985,929,390	998,356,015
Other noncurrent assets (Note 14)	29,388,986	30,959,981
Total Noncurrent Assets	2,848,415,994	2,770,358,019
	₱3,301,100,597	₱3,225,100,887
<b>LIABILITIES AND EQUITY</b>		
<b>Current Liabilities</b>		
Short-term loans and borrowings (Note 15)	₱80,000,000	₱39,000,000
Accounts payable and other liabilities (Note 16)	288,426,670	301,809,295
Due to related parties (Note 26)	14,817,456	6,813,069
Subscription payable (Note 1)	60,000,000	—
Total Current Liabilities	443,244,126	347,622,364
<b>Noncurrent Liabilities</b>		
Accrued retirement benefits (Note 21)	44,035,776	38,982,230
Deferred tax liabilities - net (Note 25)	228,718,534	228,624,861
Total Noncurrent Liabilities	272,754,310	267,607,091
	715,998,436	615,229,455
<b>Equity</b>		
Capital stock (Note 27)	996,170,748	996,170,748
Actuarial gains on accrued retirement benefits (Note 21)	24,133,722	21,621,047
Net cumulative changes in fair values of AFS financial assets (Note 11)	4,962,621	3,923,214
Retained earnings (Note 27)	1,559,842,166	1,588,163,519
Treasury shares (Note 27)	(7,096)	(7,096)
Total Equity	2,585,102,161	2,609,871,432
	₱3,301,100,597	₱3,225,100,887

*See accompanying Notes to Parent Company Financial Statements.*

**MANILA JOCKEY CLUB, INC.****PARENT COMPANY STATEMENTS OF COMPREHENSIVE INCOME****REVENUES**

Club races	<b>₱188,544,440</b>	₱199,811,373
Real estate (Note 8)	<b>113,821,575</b>	46,567,719
Rent (Notes 12, 13 and 29)	<b>89,991,462</b>	87,163,618
Food and beverages	<b>18,711,377</b>	18,972,040
	<b>411,068,854</b>	352,514,750

**COST OF SALES AND SERVICES (Note 17)**

Club races	<b>167,391,019</b>	175,111,876
Rent	<b>53,540,507</b>	53,712,662
Real estate (Note 8)	<b>12,409,471</b>	1,008,078
Food and beverages	<b>18,878,743</b>	19,324,889
	<b>252,219,740</b>	249,157,505

**GROSS INCOME**

	<b>158,849,114</b>	103,357,245
General and administrative expenses (Note 18)	<b>(180,977,912)</b>	(182,154,064)
Interest income (Notes 6, 7, 11 and 22)	<b>11,486,644</b>	4,981,246
Selling expenses (Note 8)	<b>(9,675,864)</b>	(4,446,269)
Finance costs (Note 23)	<b>(2,334,037)</b>	(2,377,980)
Other income - net (Note 24)	<b>52,930,531</b>	47,951,988

**INCOME (LOSS) BEFORE INCOME TAX****30,278,476 (32,687,834)****PROVISION FOR (BENEFIT FROM)  
INCOME TAX (Note 25)**

Current	<b>9,774,951</b>	4,348,673
Deferred	<b>(983,187)</b>	(17,682,804)
	<b>8,791,764</b>	(13,334,131)

**NET INCOME (LOSS)****21,486,712 (19,353,703)****OTHER COMPREHENSIVE INCOME (LOSS)***Items of other comprehensive loss to be reclassified to profit or loss in subsequent periods*Net changes in fair values of AFS financial assets (Note 11) **1,039,407 (1,293,092)***Items of other comprehensive income (loss) that will not be reclassified to profit or loss in subsequent periods*Actuarial gains (losses) on remeasurement of retirement benefits, net of tax (Note 21) **2,512,675 476,575****TOTAL COMPREHENSIVE INCOME (LOSS)****₱25,038,794 (₱20,170,220)****Basic/Diluted Earnings (Loss) Per Share (Note 33)****₱0.0216 (₱0.0194)***See accompanying Notes to Parent Company Financial Statements.*




**MANILA JOCKEY CLUB, INC.**

**PARENT COMPANY STATEMENTS OF CHANGES IN EQUITY  
FOR THE YEARS ENDED DECEMBER 31, 2016 AND 2015**

	Capital Stock (Note 27)	Treasury Shares (Note 27)	Actuarial Gains on Accrued Retirement Benefits (Note 21)	Net Cumulative Changes in Fair Values of AFS Financial Assets (Note 11)	Retained Earnings (Note 27)	Total
<b>BALANCES AT DECEMBER 31, 2015</b>	<b>₱996,170,748</b>	<b>(₱7,096)</b>	<b>₱21,621,047</b>	<b>₱3,923,214</b>	<b>₱1,588,163,519</b>	<b>₱2,609,871,432</b>
Total comprehensive income for the year	-	-	2,512,675	1,039,407	21,486,712	25,038,794
Cash dividends declared	-	-	-	-	(49,808,065)	(49,808,065)
<b>BALANCES AT DECEMBER 31, 2016</b>	<b>₱996,170,748</b>	<b>(₱7,096)</b>	<b>₱24,133,722</b>	<b>₱4,962,621</b>	<b>₱1,559,842,166</b>	<b>₱2,585,102,161</b>
<b>BALANCES AT DECEMBER 31, 2014</b>	<b>₱996,170,748</b>	<b>(₱7,096)</b>	<b>₱21,144,472</b>	<b>₱5,216,306</b>	<b>₱1,657,325,285</b>	<b>₱2,679,849,715</b>
Total comprehensive loss for the year	-	-	476,575	(1,293,092)	(19,353,703)	(20,170,220)
Cash dividends declared	-	-	-	-	(49,808,063)	(49,808,063)
<b>BALANCES AT DECEMBER 31, 2015</b>	<b>₱996,170,748</b>	<b>(₱7,096)</b>	<b>₱21,621,047</b>	<b>₱3,923,214</b>	<b>₱1,588,163,519</b>	<b>₱2,609,871,432</b>

See accompanying Notes to Parent Company Financial Statements.



**MANILA JOCKEY CLUB, INC.****PARENT COMPANY STATEMENTS OF CASH FLOWS**


APR 26 2017

Years Ended December 31

	2016	2015
<b>CASH FLOWS FROM OPERATING ACTIVITIES</b>		
Income (loss) before income tax	₱30,278,476	(₱32,687,834)
Adjustments for:		
Depreciation (Note 19)	75,187,468	73,139,802
Dividend income (Note 24)	(25,788,188)	(21,714,486)
Gain on reversal of provision for probable losses	(13,135,947)	-
Interest income (Note 22)	(11,486,644)	(4,981,246)
Finance costs (Note 23)	2,334,037	2,377,980
Loss on impairment of AFS financial assets (Note 11)	1,983,500	-
Amortization of franchise fee (Notes 14 and 17)	1,794,000	1,794,000
Gain on sale of:		
Property and equipment (Notes 13 and 24)	(467,712)	-
AFS financial assets (Note 11)	(364,020)	(2,582,792)
Unrealized foreign exchange loss – net (Note 24)	191,722	95,562
Operating income before working capital changes	60,526,692	15,440,986
Decrease (increase) in:		
Receivables	(71,106,577)	18,101,004
Inventories	12,375,268	1,044,469
Other current assets	1,485,688	(186,576)
Increase (decrease) in:		
Due to related parties	8,004,387	82,328
Accrued retirement benefits (Note 21)	8,643,081	(2,849,842)
Accounts payable and other liabilities	(997,382)	(50,770,670)
Cash generated from (used in) operations	18,931,157	(19,138,301)
Income taxes paid, including creditable withholding and final taxes	(8,855,350)	(21,911,002)
Net cash provided by (used in) operating activities	10,075,807	(41,049,303)
<b>CASH FLOWS FROM INVESTING ACTIVITIES</b>		
Additional investment in a subsidiary (Note 10)	(29,850,000)	(84,456)
Acquisitions of property and equipment (Note 12)	(20,605,855)	(27,728,897)
Proceeds from sale of AFS financial assets (Note 11)	18,100,920	12,712,560
Dividends received (Notes 10 and 24)	23,656,616	47,515,655
Interest received (Note 22)	11,886,402	4,788,078
Proceeds from disposal of property and equipment	467,712	-
Increase in other noncurrent assets	(223,005)	(762,272)
Acquisitions of AFS financial assets (Note 11)	-	(21,297,900)
Net cash provided by (used in) investing activities	3,432,790	15,142,768
<b>CASH FLOWS FROM FINANCING ACTIVITIES</b>		
Proceeds from short-term loans and borrowing	88,000,000	-
Payments of:		
Short-term loans and borrowings (Note 15)	(47,000,000)	(35,437,500)
Long-term loans and borrowings (Note 15)	-	(14,285,715)
Subscriptions payable	-	(42,808,835)
Interest paid	(2,334,037)	(2,377,980)
Dividends paid (Note 27)	(49,057,361)	(49,042,547)
Net cash used in financing activities	(10,391,398)	(143,952,577)
<b>EFFECT OF EXCHANGE RATE CHANGES ON CASH AND CASH EQUIVALENTS</b>		
	(191,722)	(95,562)
<b>NET INCREASE (DECREASE) IN CASH AND CASH EQUIVALENTS</b>		
	2,925,477	(169,954,674)
<b>CASH AND CASH EQUIVALENTS AT BEGINNING OF YEAR</b>	126,888,546	296,843,220
<b>CASH AND CASH EQUIVALENTS AT END OF YEAR (Note 6)</b>	₱129,814,023	₱126,888,546

See accompanying Notes to Parent Company Financial statements.





**MANILA JOCKEY CLUB, INC.**

**NOTES TO PARENT COMPANY FINANCIAL STATEMENTS**

**1. Corporate Information**

Manila Jockey Club, Inc. (the “Company”) was incorporated in the Philippines on March 22, 1937 and was listed in the Philippine Stock Exchange (PSE) on October 11, 1963.

In 1987, the Philippine Securities and Exchange Commission (SEC) approved the extension of the Company’s corporate life for another 50 years starting March 22, 1987.

The Company is presently engaged in the construction, operations and maintenance of a racetrack located in Cavite, Philippines, and in the holding or conducting of horse races therein with bettings both directly or indirectly by means of mechanical, electric and/or computerized totalizator. It has a congressional franchise granted on November 23, 1997 under Republic Act (R.A.) No. 8407 to hold such races and to maintain the race track, which will expire on November 23, 2022 (see Note 14). The Company is also engaged in the development and sale of condominium units and residential properties, and lease of an office building through joint venture (JV) arrangements with certain developers.


Under R.A. No. 8407, the Company shall pay annually to the National Treasury a franchise tax equivalent to 25% of its gross earnings from horse races in lieu of all taxes, except income tax, that are imposed by the national or local government on the activities covered by the franchise. Starting 2001, the Company pays value-added tax (VAT) in lieu of the franchise tax by virtue of the provision of R.A. No. 7716 or the Expanded VAT Law.

**Investment in Subsidiaries, Associates and Interest in Joint Ventures**

	Place of incorporation	Nature of business	Functional currency	Percentage of ownership	
				2016	2015
<b>Subsidiaries</b>					
Biohitech Philippines, Inc. (Biohitech) <sup>(a)</sup>	Philippines	Waste management	Philippine Peso	50.00	50.00
Gametime Sports and Technologies, Inc. (Gametime)	Philippines	Gaming	Philippine Peso	100.00	100.00
Manilacockers Club, Inc. (MCI)	Philippines	Gaming	Philippine Peso	100.00	100.00
MJC Forex Corporation (MFC)	Philippines	Money changer	Philippine Peso	100.00	100.00
New Victor Technology, Ltd. (NVTL)	Hong Kong	Gaming	Philippine Peso	100.00	100.00
San Lazaro Resources and Development Corporation (SLRDC) <sup>(a)</sup>	Philippines	Real estate	Philippine Peso	100.00	100.00
SLLP Holdings, Inc. (SLLPHI) <sup>(a)</sup>	Philippines	Holdings	Philippine Peso	100.00	100.00
Hi-Tech Harvest Limited (Hi-Tech Harvest) <sup>(a)</sup>	Hong Kong	Marketing	Philippine Peso	100.00	100.00
Apo Reef Resorts World, Inc. (ARWRJ) <sup>(a)</sup>	Philippines	Beach Resorts Complex	Philippine Peso	56.87	—
<b>Associates</b>					
MJC Investments Corporation (MIC)	Philippines	Real estate and Gaming Information	Philippine Peso	22.31	22.31
Techsystems, Inc. (Techsystems) <sup>(a)</sup>	Philippines	Technology	Philippine Peso	33.33	33.33
<b>Interest in Joint Ventures</b>					
Gamespan, Inc. (Gamespan) <sup>(a)</sup>	Philippines	Gaming	Philippine Peso	50.00	50.00
San Lazaro BPO Complex (SLBPO)	Philippines	Real estate	Philippine Peso	30.00	30.00

<sup>(a)</sup> Not yet started commercial operation as of December 31, 2016





On February 22, 2016, the Company entered into a share purchase agreement with ACL Development Corporation (“ACL”) to purchase 9.8 million shares of ARWRI, a company owning parcels of land in Mamburao, Mindoro, for a total consideration of ₱9.9 million. Furthermore, on August 25, 2016, the Company paid ₱20.0 million to subscribe to 80.0 million shares of ARWRI at par value of ₱1.00 per share, equivalent to ₱80.0 million after ARWRI increased its authorized capital stock from 100.0 million to 200.0 million shares. As of August 25, 2016, the Company owns 56.87 percent of ARWRI.

As of December 31, 2016, the Company has outstanding subscriptions payable to ARWRI amounting to ₱60.0 million.

The registered office address of the Company is San Lazaro Leisure Park, Brgy. Lantic, Carmona, Cavite.

The parent company financial statements as at and for the years ended December 31, 2016 and 2015 were authorized for issuance by the Board of Directors (BOD) on April 25, 2017.

---

## 2. Basis of Preparation and Statement of Compliance

### Basis of Preparation

The parent company financial statements are prepared using the historical cost basis, except for AFS financial assets, which are carried at fair value. The parent company financial statements are presented in Philippine Peso (Peso or ₱), which is the Company’s functional and presentation currency. All amounts are rounded off to the nearest Peso, except when otherwise indicated.

### Statement of Compliance

The parent company financial statements have been prepared in compliance with Philippine Financial Reporting Standards (PFRS).

---

## 3. Summary of Significant Changes in Accounting Policies and Disclosures


### New and Amended Standards and Interpretation

The Company applied for the first time certain pronouncements, which are effective for annual periods beginning on or after January 1, 2016. The adoption of these pronouncements did not have a significant impact on the Company’s financial position or performance unless otherwise indicated.

- Amendments to PFRS 10, *Consolidated Financial Statements*, PFRS 12, *Disclosure of Interests in Other Entities*, and PAS 28, *Investments in Associates and Joint Ventures, Investment Entities: Applying the Consolidation Exception*

These amendments clarify that the exemption in PFRS 10 from presenting consolidated financial statements applies to a parent entity that is a subsidiary of an investment entity that measures all of its subsidiaries at fair value. They also clarify that only a subsidiary of an investment entity that is not an investment entity itself and that provides support services to the investment entity parent is consolidated. The amendments also allow an investor (that is not an investment entity and has an investment entity associate or joint venture) to retain the fair value measurement applied by the investment entity associate or joint venture to its interests in subsidiaries when applying the equity method.





- Amendments to PFRS 11, *Joint Arrangements, Accounting for Acquisitions of Interests in Joint Operations*

The amendments to PFRS 11 require a joint operator that is accounting for the acquisition of an interest in a joint operation, in which the activity of the joint operation constitutes a business (as defined by PFRS 3), to apply the relevant PFRS 3 principles for business combinations accounting. The amendments also clarify that a previously held interest in a joint operation is not remeasured on the acquisition of an additional interest in the same joint operation while joint control is retained. In addition, a scope exclusion has been added to PFRS 11 to specify that the amendments do not apply when the parties sharing joint control, including the reporting entity, are under common control of the same ultimate controlling party.

The amendments apply to both the acquisition of the initial interest in a joint operation and the acquisition of any additional interests in the same joint operation.

- PFRS 14, *Regulatory Deferral Accounts*

PFRS 14 is an optional standard that allows an entity, whose activities are subject to rate-regulation, to continue applying most of its existing accounting policies for regulatory deferral account balances upon its first-time adoption of PFRS. Entities that adopt PFRS 14 must present the regulatory deferral accounts as separate line items on the statement of financial position and present movements in these account balances as separate line items in the statement of income and other comprehensive income. The standard requires disclosures on the nature of, and risks associated with, the entity's rate-regulation and the effects of that rate-regulation on its financial statements.

- Amendments to PAS 1, *Presentation of Financial Statements, Disclosure Initiative*


The amendments are intended to assist entities in applying judgment when meeting the presentation and disclosure requirements in PFRSs. They clarify the following:

- That entities shall not reduce the understandability of their financial statements by either obscuring material information with immaterial information; or aggregating material items that have different natures or functions
- That specific line items in the statement of income and other comprehensive income and the statement of financial position may be disaggregated
- That entities have flexibility as to the order in which they present the notes to financial statements
- That the share of other comprehensive income of associates and joint ventures accounted for using the equity method must be presented in aggregate as a single line item, and classified between those items that will or will not be subsequently reclassified to profit or loss.

- Amendments to PAS 16, *Property, Plant and Equipment* and PAS 38, *Intangible Assets, Clarification of Acceptable Methods of Depreciation and Amortization*

The amendments clarify the principle in PAS 16 and PAS 38 that revenue reflects a pattern of economic benefits that are generated from operating a business (of which the asset is part) rather than the economic benefits that are consumed through use of the asset. As a result, a revenue-based method cannot be used to depreciate property, plant and equipment and may only be used in very limited circumstances to amortize intangible assets.





- Amendments to PAS 16 and PAS 41, Agriculture: *Bearer Plants*

The amendments change the accounting requirements for biological assets that meet the definition of bearer plants. Under the amendments, biological assets that meet the definition of bearer plants will no longer be within the scope of PAS 41. Instead, PAS 16 will apply. After initial recognition, bearer plants will be measured under PAS 16 at accumulated cost (before maturity) and using either the cost model or revaluation model (after maturity). The amendments also require that produce that grows on bearer plants will remain in the scope of PAS 41 measured at fair value less costs to sell. For government grants related to bearer plants, PAS 20, *Accounting for Government Grants and Disclosure of Government Assistance*, will apply.

- Amendments to PAS 27, *Separate Financial Statements, Equity Method in Separate Financial Statements*

The amendments allow entities to use the equity method to account for investments in subsidiaries, joint ventures and associates in their separate financial statements. Entities already applying PFRS and electing to change to the equity method in its separate financial statements will have to apply that change retrospectively.

- Annual Improvements to PFRSs 2012 - 2014 Cycle

- Amendment to PFRS 5, *Non-current Assets Held for Sale and Discontinued Operations, Changes in Methods of Disposal*

The amendment is applied prospectively and clarifies that changing from a disposal through sale to a disposal through distribution to owners and vice-versa should not be considered to be a new plan of disposal, rather it is a continuation of the original plan. There is, therefore, no interruption of the application of the requirements in PFRS 5. The amendment also clarifies that changing the disposal method does not change the date of classification.


- Amendment to PFRS 7, Financial Instruments: Disclosures, Servicing Contracts

PFRS 7 requires an entity to provide disclosures for any continuing involvement in a transferred asset that is derecognized in its entirety. The amendment clarifies that a servicing contract that includes a fee can constitute continuing involvement in a financial asset. An entity must assess the nature of the fee and arrangement against the guidance for continuing involvement in PFRS 7 in order to assess whether the disclosures are required. The amendment is to be applied such that the assessment of which servicing contracts constitute continuing involvement will need to be done retrospectively. However, comparative disclosures are not required to be provided for any period beginning before the annual period in which the entity first applies the amendments.

- Amendment to PFRS 7, *Applicability of the Amendments to PFRS 7 to Condensed Interim Financial Statements*

This amendment is applied retrospectively and clarifies that the disclosures on offsetting of financial assets and financial liabilities are not required in the condensed interim financial report unless they provide a significant update to the information reported in the most recent annual report.





- Amendment to PAS 19, *Employee Benefits, Discount Rate: Regional Market Issue*

This amendment is applied prospectively and clarifies that market depth of high quality corporate bonds is assessed based on the currency in which the obligation is denominated, rather than the country where the obligation is located. When there is no deep market for high quality corporate bonds in that currency, government bond rates must be used.

- Amendment to PAS 34, *Interim Financial Reporting, Disclosure of Information 'Elsewhere in the Interim Financial Report'*

The amendment is applied retrospectively and clarifies that the required interim disclosures must either be in the interim financial statements or incorporated by cross-reference between the interim financial statements and wherever they are included within the greater interim financial report (e.g., in the management commentary or risk report).

#### Future Changes in Accounting Policies

Pronouncements issued but not yet effective are listed below. Unless otherwise indicated, the Company does not expect that the future adoption of the said pronouncements to have a significant impact on its financial statements. The Company intends to adopt the following pronouncements when they become effective.

#### *Effective beginning on or after January 1, 2017*

- Amendment to PFRS 12, *Clarification of the Scope of the Standard (Part of Annual Improvements to PFRSs 2014 - 2016 Cycle)*

The amendments clarify that the disclosure requirements in PFRS 12, other than those relating to summarized financial information, apply to an entity's interest in a subsidiary, a joint venture or an associate (or a portion of its interest in a joint venture or an associate) that is classified (or included in a disposal group that is classified) as held for sale.

- Amendments to PAS 7, *Statement of Cash Flows, Disclosure Initiative*

The amendments to PAS 7 require an entity to provide disclosures that enable users of financial statements to evaluate changes in liabilities arising from financing activities, including both changes arising from cash flows and non-cash changes (such as foreign exchange gains or losses). On initial application of the amendments, entities are not required to provide comparative information for preceding periods. Early application of the amendments is permitted.


Application of amendments will result in additional disclosures in the 2017 financial statements of the Company.

- Amendments to PAS 12, *Income Taxes, Recognition of Deferred Tax Assets for Unrealized Losses*

The amendments clarify that an entity needs to consider whether tax law restricts the sources of taxable profits against which it may make deductions on the reversal of that deductible temporary difference. Furthermore, the amendments provide guidance on how an entity should determine future taxable profits and explain the circumstances in which taxable profit may include the recovery of some assets for more than their carrying amount.

Entities are required to apply the amendments retrospectively. However, on initial application of the amendments, the change in the opening equity of the earliest comparative period may be recognized in opening retained earnings (or in another component of equity, as





appropriate), without allocating the change between opening retained earnings and other components of equity. Entities applying this relief must disclose that fact. Early application of the amendments is permitted.

*Effective beginning on or after January 1, 2018*

- Amendments to PFRS 2, *Share-based Payment, Classification and Measurement of Share-based Payment Transactions*

The amendments to PFRS 2 address three main areas: the effects of vesting conditions on the measurement of a cash-settled share-based payment transaction; the classification of a share-based payment transaction with net settlement features for withholding tax obligations; and the accounting where a modification to the terms and conditions of a share-based payment transaction changes its classification from cash settled to equity settled.

On adoption, entities are required to apply the amendments without restating prior periods, but retrospective application is permitted if elected for all three amendments and if other criteria are met. Early application of the amendments is permitted.

The Company is assessing the potential effect of the amendments on its financial statements.

- Amendments to PFRS 4, *Insurance Contracts, Applying PFRS 9, Financial Instruments, with PFRS 4*

The amendments address concerns arising from implementing PFRS 9, the new financial instruments standard before implementing the forthcoming insurance contracts standard. They allow entities to choose between the overlay approach and the deferral approach to deal with the transitional challenges. The overlay approach gives all entities that issue insurance contracts the option to recognize in other comprehensive income, rather than profit or loss, the volatility that could arise when PFRS 9 is applied before the new insurance contracts standard is issued. On the other hand, the deferral approach gives entities whose activities are predominantly connected with insurance an optional temporary exemption from applying PFRS 9 until the earlier of application of the forthcoming insurance contracts standard or January 1, 2021.

The overlay approach and the deferral approach will only be available to an entity if it has not previously applied PFRS 9.

- PFRS 15, *Revenue from Contracts with Customers*


PFRS 15 establishes a new five-step model that will apply to revenue arising from contracts with customers. Under PFRS 15, revenue is recognized at an amount that reflects the consideration to which an entity expects to be entitled in exchange for transferring goods or services to a customer. The principles in PFRS 15 provide a more structured approach to measuring and recognizing revenue.

The new revenue standard is applicable to all entities and will supersede all current revenue recognition requirements under PFRSs. Either a full or modified retrospective application is required for annual periods beginning on or after January 1, 2018.

The Company is assessing the potential effect of the amendments on its financial statements.







- PFRS 9, *Financial Instruments*

PFRS 9 reflects all phases of the financial instruments project and replaces PAS 39, *Financial Instruments: Recognition and Measurement*, and all previous versions of PFRS 9. The standard introduces new requirements for classification and measurement, impairment, and hedge accounting. PFRS 9 is effective for annual periods beginning on or after January 1, 2018, with early application permitted. Retrospective application is required, but providing comparative information is not compulsory. For hedge accounting, the requirements are generally applied prospectively, with some limited exceptions.

The adoption of PFRS 9 will have an effect on the classification and measurement of the Company's financial assets and impairment methodology for financial assets, but will have no impact on the classification and measurement of the Company's financial liabilities. The adoption will also have an effect on the Company's application of hedge accounting and on the amount of its credit losses. The Company is currently assessing the impact of adopting this standard.

- Amendments to PAS 28, *Measuring an Associate or Joint Venture at Fair Value (Part of Annual Improvements to PFRSs 2014 - 2016 Cycle)*

The amendments clarify that an entity that is a venture capital organization, or other qualifying entity, may elect, at initial recognition on an investment-by-investment basis, to measure its investments in associates and joint ventures at fair value through profit or loss. They also clarify that if an entity that is not itself an investment entity has an interest in an associate or joint venture that is an investment entity, the entity may, when applying the equity method, elect to retain the fair value measurement applied by that investment entity associate or joint venture to the investment entity associate's or joint venture's interests in subsidiaries. This election is made separately for each investment entity associate or joint venture, at the later of the date on which (a) the investment entity associate or joint venture is initially recognized; (b) the associate or joint venture becomes an investment entity; and (c) the investment entity associate or joint venture first becomes a parent. The amendments should be applied retrospectively, with earlier application permitted.


- Amendments to PAS 40, *Investment Property, Transfers of Investment Property*

The amendments clarify when an entity should transfer property, including property under construction or development into, or out of investment property. The amendments state that a change in use occurs when the property meets, or ceases to meet, the definition of investment property and there is evidence of the change in use. A mere change in management's intentions for the use of a property does not provide evidence of a change in use. The amendments should be applied prospectively to changes in use that occur on or after the beginning of the annual reporting period in which the entity first applies the amendments. Retrospective application is only permitted if this is possible without the use of hindsight.

- Philippine Interpretation IFRIC-22, *Foreign Currency Transactions and Advance Consideration*

The interpretation clarifies that in determining the spot exchange rate to use on initial recognition of the related asset, expense or income (or part of it) on the derecognition of a non-monetary asset or non-monetary liability relating to advance consideration, the date of the transaction is the date on which an entity initially recognizes the nonmonetary asset or non-monetary liability arising from the advance consideration. If there are multiple payments or





receipts in advance, then the entity must determine a date of the transactions for each payment or receipt of advance consideration. The interpretation may be applied on a fully retrospective basis. Entities may apply the interpretation prospectively to all assets, expenses and income in its scope that are initially recognized on or after the beginning of the reporting period in which the entity first applies the interpretation or the beginning of a prior reporting period presented as comparative information in the financial statements of the reporting period in which the entity first applies the interpretation.

*Effective beginning on or after January 1, 2019*

- PFRS 16, *Leases*

Under the new standard, lessees will no longer classify their leases as either operating or finance leases in accordance with PAS 17, *Leases*. Rather, lessees will apply the single-asset model. Under this model, lessees will recognize the assets and related liabilities for most leases on their balance sheets, and subsequently, will depreciate the lease assets and recognize interest on the lease liabilities in their profit or loss. Leases with a term of 12 months or less or for which the underlying asset is of low value are exempted from these requirements. The accounting by lessors is substantially unchanged as the new standard carries forward the principles of lessor accounting under PAS 17. Lessors, however, will be required to disclose more information in their financial statements, particularly on the risk exposure to residual value.

Entities may early adopt PFRS 16 but only if they have also adopted PFRS 15. When adopting PFRS 16, an entity is permitted to use either a full retrospective or a modified retrospective approach, with options to use certain transition reliefs.

The Company is currently assessing the impact of adopting PFRS 16.


*Deferred effectivity*

- Amendments to PFRS 10 and PAS 28, *Sale or Contribution of Assets between an Investor and its Associate or Joint Venture*

The amendments address the conflict between PFRS 10 and PAS 28 in dealing with the loss of control of a subsidiary that is sold or contributed to an associate or joint venture. The amendments clarify that a full gain or loss is recognized when a transfer to an associate or joint venture involves a business as defined in PFRS 3, *Business Combinations*. Any gain or loss resulting from the sale or contribution of assets that does not constitute a business, however, is recognized only to the extent of unrelated investors' interests in the associate or joint venture.

On January 13, 2016, the Financial Reporting Standards Council postponed the original effective date of January 1, 2016 of the said amendments until the International Accounting Standards Board has completed its broader review of the research project on equity accounting that may result in the simplification of accounting for such transactions and of other aspects of accounting for associates and joint ventures.





#### 4. Summary of Significant Accounting and Financial Reporting Policies

##### Current versus Noncurrent Classification

The Company presents assets and liabilities in the Company's statements of financial position based on current or noncurrent classification. An asset is current when it is:

- expected to be realized or intended to sold or consumed in the normal operating cycle
- held primarily for the purpose of trading
- expected to be realized within twelve months after the reporting period or
- cash or cash equivalent unless restricted from being exchanged or used to settle a liability for at least twelve months after the reporting period

All other assets are classified as noncurrent.

A liability is current when:

- it is expected to be settled in the normal operating cycle
- it is held primarily for the purpose of trading
- it is due to be settled within twelve months after the reporting period or
- there is no unconditional right to defer the settlement of the liability for at least twelve months after the reporting period

The Company classifies all other liabilities as noncurrent.

Deferred income tax assets and liabilities are classified as noncurrent assets and liabilities.

##### Fair Value Measurement

The Company measures financial instruments at fair value at each reporting date. Additional fair value related disclosures including fair values of financial instruments measured at amortized cost are disclosed in Note 30.

Fair value is the estimated price that would be received to sell an asset or paid to transfer a liability in an orderly transaction between market participants at the measurement date. The fair value measurement is based on the presumption that the transaction to sell the asset or transfer the liability takes place either:

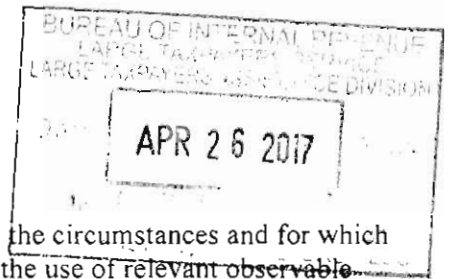
- in the principal market for the asset or liability; or
- in the absence of a principal market, in the most advantageous market for the asset or liability.

The principal or the most advantageous market must be accessible by the Company.

The fair value of an asset or a liability is measured using the assumptions that market participants would use when pricing the asset or liability, assuming that market participants act in their economic best interest.

A fair value measurement of a nonfinancial asset takes into account a market participant's ability to generate economic benefits by using the asset in its highest and best use or by selling it to another market participant that would use the asset in its highest and best use.





The Company uses valuation techniques that are appropriate in the circumstances and for which sufficient data are available to measure fair value, maximizing the use of relevant observable inputs and minimizing the use of unobservable inputs.

All assets and liabilities for which fair value is measured or disclosed in the financial statements are categorized within the fair value hierarchy, described as follows, based on the lowest level input that is significant to the fair value measurement as a whole:

- Level 1 - Quoted (unadjusted) market prices in active markets for identical assets or liabilities
- Level 2 - Valuation techniques for which the lowest level input that is significant to the fair value measurement is directly or indirectly observable
- Level 3 - Valuation techniques for which the lowest level input that is significant to the fair value measurement is unobservable

For the purpose of fair value disclosures, the Company has determined classes of assets and liabilities on the basis of the nature, characteristics and risks of the asset or liability and the level of the fair value hierarchy as explained above.

#### Cash and Cash Equivalents

Cash includes cash on hand and in banks. Cash equivalents are short-term, highly liquid investments that are readily convertible to known amounts of cash with original maturities of three months or less and are subject to an insignificant risk of change in value.

#### Financial Assets and Financial Liabilities

The Company recognizes a financial asset or a financial liability in the statements of financial position when it becomes a party to the contractual provisions of the instrument.

All regular way purchases and sales of financial assets are recognized on the trade date, which is the date that the Company commits to purchase the asset. Regular way purchases or sales are purchases or sales of financial assets that require delivery of assets within the period generally established by regulation or convention in the market place.

Financial assets and financial liabilities are recognized initially at fair value. Transaction costs are included in the initial measurement of all financial assets and financial liabilities, except for financial instruments measured at fair value through profit or loss (FVPL). Fair value is determined by reference to the transaction price or other market prices. If such market prices are not readily determinable, the fair value of the consideration is estimated as the sum of all future cash payments or receipts, discounted using the prevailing market rates of interest for similar instruments with similar maturities.

Financial assets are classified into the following categories:

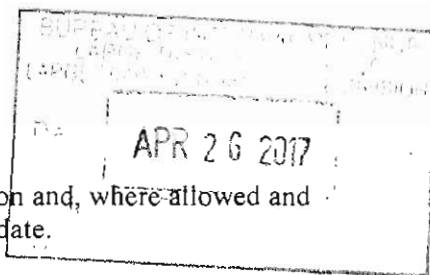
- a. Financial assets at FVPL
- b. Loans and receivables
- c. Held-to-maturity (HTM) investments
- d. AFS financial assets

Financial liabilities, on the other hand, are classified into the following categories:

- a. Financial liabilities at FVPL
- b. Other financial liabilities

As of December 31, 2016 and 2015, the Company has no financial assets or financial liabilities at FVPL and HTM investments.





The Company determines the classification at initial recognition and, where allowed and appropriate, re-evaluates this classification at every reporting date.

*a. Loans and receivables*

This category is the most relevant to the Company. Loans and receivables are non-derivative financial assets with fixed or determinable payments that are not quoted in an active market. After initial measurement, such financial assets are subsequently measured at amortized cost using the effective interest rate (EIR) method, less impairment. Amortized cost is calculated by taking into account any discount or premium on acquisition and fees or costs that are an integral part of the EIR. The EIR amortization is included in finance income in the statement of comprehensive income. The losses arising from impairment are recognized in the statement of comprehensive income in finance costs for loans and in cost of sales or other operating expenses for receivables.

Included in this category are the Company's cash in banks and cash equivalents, receivables and deposits (presented as part of "Other noncurrent assets" in the parent company statements of financial position) as of December 31, 2016 and 2015.

*b. AFS financial assets*

AFS financial assets include equity investments and debt securities. Equity investments classified as AFS are those that are neither classified as held for trading nor designated at fair value through profit or loss. Debt securities in this category are those that are intended to be held for an indefinite period of time and that may be sold in response to needs for liquidity or in response to changes in the market conditions.

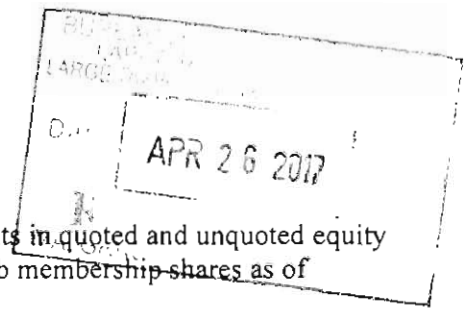
After initial measurement, AFS financial assets are subsequently measured at fair value with unrealized gains or losses recognized in the Other Comprehensive Income (OCI) and credited in the AFS reserve until the investment is derecognized, at which time the cumulative gain or loss is recognized in other operating income, or the investment is determined to be impaired, when the cumulative loss is reclassified from the AFS reserve to the statements of comprehensive income in finance costs. Interest earned whilst holding AFS financial assets is reported as interest income using the EIR method.

The Company evaluates whether the ability and intention to sell its AFS financial assets in the near term is still appropriate. When, in rare circumstances, the Company is unable to trade these financial assets due to inactive markets, the Company may elect to reclassify these financial assets if the management has the ability and intention to hold the assets for foreseeable future or until maturity.

For a financial asset reclassified from the AFS category, the fair value carrying amount at the date of reclassification becomes its new amortized cost and any previous gain or loss on the asset that has been recognized in equity is amortized to profit or loss over the remaining life of the investment using the EIR. Any difference between the new amortized cost and the maturity amount is also amortized over the remaining life of the asset using the EIR. If the asset is subsequently determined to be impaired, then the amount recorded in equity is reclassified to the statement of income.

Unquoted AFS financial assets that do not have ready market prices are measured at cost, less allowance for impairment, if any, since their fair market value cannot be reliably measured.





The Company's AFS financial assets consist of investments in quoted and unquoted equity securities, quoted debt securities, preferred shares and club membership shares as of December 31, 2016 and 2015.

*c. Other financial liabilities*

This category pertains to financial liabilities that are not held for trading or not designated at FVPL upon the inception of the liability. These include liabilities arising from operations (e.g., payables and accruals) or borrowings (e.g., loans and obligations arising from finance lease). The liabilities are recognized initially at fair value and are subsequently carried at amortized cost, taking into account the impact of applying the EIR method of amortization (or accretion) for any related premium (or discount) and any directly attributable transaction costs. Gains and losses on amortization and accretion are recognized in profit or loss.

Included in this category are the Company's short-term loans and borrowings, accounts payable and other liabilities, due to related parties and subscription payable as of December 31, 2016 and 2015.

**Derecognition of Financial Assets and Financial Liabilities**

*Financial assets*

A financial asset (or, where applicable, a part of a financial asset or part of a group of similar financial assets) is derecognized when:

- the rights to receive cash flows from the asset have expired; or
- the Company has transferred its rights to receive cash flows from the asset or assumed an obligation to pay the received cash flows in full without material delay to a third party under a 'pass-through' arrangement; and either (a) the Company has transferred substantially all the risks and rewards of the asset, or (b) has neither transferred nor retained substantially all the risks and rewards of the asset, but has transferred control of the asset.

When the Company has transferred its rights to receive cash flows from an asset or has entered into a pass-through arrangement, it evaluates if and to what extent it has retained the risks and rewards of ownership. When it has neither transferred nor retained substantially all of the risks and rewards of the asset, nor transferred control of the asset, the Company continues to recognize the transferred asset to the extent of the Company's continuing involvement. In that case, the Company also recognizes an associated liability. The transferred asset and the associated liability are measured on a basis that reflects the rights and obligations that the Company has retained.

*Financial liabilities*

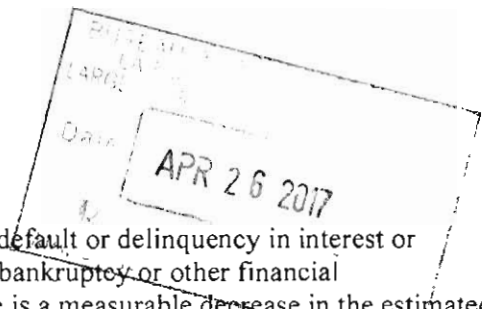
A financial liability is derecognized when the obligation under the liability is discharged or cancelled or has expired.

Where an existing financial liability is replaced by another from the same lender on substantially different terms, or the terms of an existing liability are substantially modified, such an exchange or modification is treated as a derecognition of the original liability and the recognition of a new liability, and the difference in the respective carrying amounts is recognized in profit or loss.

Impairment of Financial Assets

The Company assesses, at each reporting date, whether there is objective evidence that a financial asset or a group of financial assets is impaired. An impairment exists if one or more events that has occurred since the initial recognition of the asset (an incurred 'loss event'), has an impact on the estimated future cash flows of the financial asset or the group of financial assets that can be reliably estimated. Evidence of impairment may include indications that the debtors or a group of





debtors is experiencing significant financial difficulty, default or delinquency in interest or principal payments, the probability that they will enter bankruptcy or other financial reorganization and observable data indicating that there is a measurable decrease in the estimated future cash flows, such as changes in arrears or economic conditions that correlate with defaults. The Company assesses at each reporting date whether a financial asset or group of financial assets is impaired.

*Assets carried at amortized cost*

For financial assets carried at amortized cost, the Company first assesses whether impairment exists individually for financial assets that are individually significant, or collectively for financial assets that are not individually significant. If the Company determines that no objective evidence of impairment exists for an individually assessed financial asset, whether significant or not, it includes the asset in a group of financial assets with similar credit risk characteristics and collectively assesses them for impairment. Assets that are individually assessed for impairment and for which an impairment loss is, or continues to be, recognized are not included in a collective assessment of impairment.

The amount of any impairment loss identified is measured as the difference between the asset's carrying amount and the present value of estimated future cash flows (excluding future expected credit losses that have not yet been incurred). The present value of the estimated future cash flows is discounted at the financial asset's original effective interest rate.

The carrying amount of the asset is reduced through the use of an allowance account and the loss is recognized in the statement of income. Interest income (recorded as finance income in the statement of comprehensive income) continues to be accrued on the reduced carrying amount and is accrued using the rate of interest used to discount the future cash flows for the purpose of measuring the impairment loss. Loans, together with the associated allowance, are written off when there is no realistic prospect of future recovery and all collateral has been realized or has been transferred to the Company. If, in a subsequent year, the amount of the estimated impairment loss increases or decreases because of an event occurring after the impairment was recognized, the previously recognized impairment loss is increased or reduced by adjusting the allowance account. If a write-off is later recovered, the recovery is credited to finance costs in the statements of income.

*Assets carried at cost*

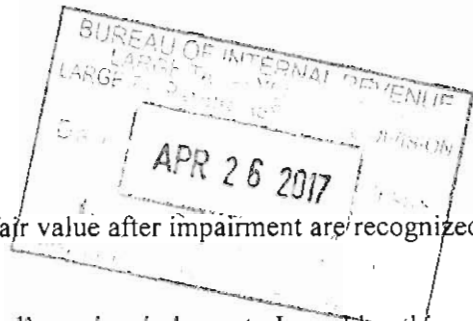
If there is objective evidence that an impairment loss on an unquoted equity instrument that is not carried at fair value or on a derivative asset that is linked to and must be settled by delivery of such unquoted equity instrument has been incurred, the amount of the loss is measured as the difference between the asset's carrying amount and the present value of estimated cash flows discounted at the current market rate of return for a similar financial asset.

*AFS financial assets*

For AFS financial assets, the Company assesses at each reporting date whether there is objective evidence that an investment or a group of investments is impaired.

In the case of equity investments classified as AFS, objective evidence would include a significant or prolonged decline in the fair value of the investment below its cost. 'Significant' is evaluated against the original cost of the investment and 'prolonged' against the period in which the fair value has been below its original cost. When there is evidence of impairment, the cumulative loss - measured as the difference between the acquisition cost and the current fair value, less any impairment loss on that investment previously recognized in the statements of income, is removed from OCI and recognized in the statement of income. Impairment losses on equity investments are





not reversed through profit or loss; increases in their fair value after impairment are recognized in OCI.

The determination of what is 'significant' or 'prolonged' requires judgment. In making this judgment, the Company evaluates, among other factors, the duration or extent to which the fair value of an investment is less than its cost.

In the case of debt instruments classified as AFS, the impairment is assessed based on the same criteria as financial assets carried at amortized cost. However, the amount recorded for impairment is the cumulative loss measured as the difference between the amortized cost and the current fair value, less any impairment loss on that investment previously recognized in the statement of income.

Future interest income continues to be accrued based on the reduced carrying amount of the asset, using the rate of interest used to discount the future cash flows for the purpose of measuring the impairment loss. The interest income is recorded as part of finance income. If in a subsequent year, the fair value of a debt instrument increases and the increase can be objectively related to an event occurring after the impairment loss was recognized in the statement of income, the impairment loss is reversed through the statements of income.

Offsetting Financial Instruments

Financial assets and financial liabilities are offset and the net amount is reported in the statement of financial position if there is a currently enforceable legal right to set off the recognized amounts and there is intention to settle on a net basis, or to realize the asset and settle the liability simultaneously. The Company assesses that it has a currently enforceable right of offset if the right is not contingent on a future event, and is legally enforceable in the normal course of business, event of default, and event of insolvency or bankruptcy of the Company and all of the counterparties.

Inventories

Inventories include real estate inventories and food and beverages inventory which are valued at the lower of cost and net realizable value (NRV).

*Real Estate Inventories*

Real estate inventories include completed and on-going projects of the Company, and are stated at the lower of cost and net realizable value. Cost of real estate inventories pertains to the cost of land. Real estate inventories include properties held for future development and properties being constructed for sale in the ordinary course of business, rather than to be held for rental or capital appreciation.

The carrying values of revalued real estate properties as of January 1, 2004 transferred to real estate inventories in 2005 were considered as the assets' deemed cost as of the said date in accordance with PFRS 1, *First-time Adoption of Philippine Financial Reporting Standards*.

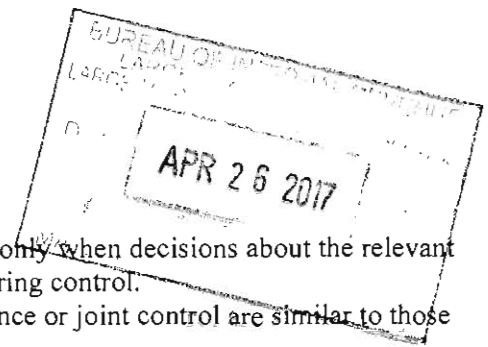
Investments in Subsidiaries, Associates and Joint Ventures

An associate is an entity over which the Company has significant influence. Significant influence is the power to participate in the financial and operating policy decisions of the investee, but is not control or joint control over those policies.

A joint venture is a type of joint arrangement whereby the parties that have joint control of the arrangement have rights to the net assets of the joint venture. Joint control is the contractually







agreed sharing of control of an arrangement, which exists only when decisions about the relevant activities require the unanimous consent of the parties sharing control. The considerations made in determining significant influence or joint control are similar to those necessary to determine control over subsidiaries.

Investments in subsidiaries, associates and joint ventures are carried at cost less accumulated probable losses, if any. Under the cost method, the Company recognizes income from the investments in subsidiaries, associates and joint ventures when its right to receive dividend is established.

For interest in joint operation, the Company accounts for each assets, liabilities, revenue, share in revenue and expense separately. The Company would recognize in relation to its interest its:

- Assets which include real estate inventories, developed office units and retail development units presented under "Investment Properties" account (see Notes 8 and 13)
- Liabilities, including its share of any liabilities jointly incurred, recorded as "Accrued Expenses"
- Revenue from the sale of its share of the real estate inventories, recorded as "Real Estate Revenue"
- Share of the revenue from services rendered jointly, recorded as part of the "Rental Income"
- Expenses, including its share of expenses incurred jointly, recorded as part of "Selling Expenses"

These joint operations do not involve the establishment of a corporation, partnership or other entity, or a financial structure that is separate from the operators themselves. Each operator has control over its share of future economic benefits through its share of the results of the joint operation.


#### Property and Equipment

Property and equipment, except for land, is stated at cost, net of accumulated depreciation and accumulated impairment losses, if any. The initial cost of property and equipment comprises its purchase price, nonrefundable taxes, any related capitalizable borrowing costs, and other directly attributable costs of bringing the property and equipment to its working condition and location for its intended use. Land is stated at cost.

Expenditures incurred after the property and equipment have been put into operation, such as repairs and maintenance costs, are normally charged to income in the period in which the costs are incurred. In situations where it can be clearly demonstrated that the expenditures have resulted in an increase in the future economic benefits expected to be obtained from the use of an item of property and equipment beyond its originally assessed standard of performance, the expenditures are capitalized as an additional cost of property and equipment.

Depreciation commences when an asset is in its location and condition capable of being operated in the manner intended by the management. Depreciation ceases at the earlier of the date that the asset is classified as held for sale in accordance with PFRS 5, *Non-current Asset Held for Sale and Discontinued Operations*, and the date the asset is derecognized.





Depreciation is computed on a straight-line basis over the estimated useful lives of the assets as follows:

Category	No. of Years
Land improvements	5 to 25
Building and improvements	5 to 25
Machinery and equipment	3 to 10
Transportation equipment	5 to 10
Furniture and fixtures	5

An item of property, plant and equipment and any significant part initially recognized is derecognized upon disposal or when no future economic benefits are expected from its use or disposal. Any gain or loss arising on derecognition of the asset (calculated as the difference between the net disposal proceeds and the carrying amount of the asset) is included in the statement of comprehensive income when the asset is derecognized.

The residual values and useful lives of property and equipment are reviewed at each financial year end and adjusted prospectively, if appropriate.

Construction in progress is stated at cost. This includes cost of construction, borrowing costs incurred during the development or construction phase and other direct costs. Borrowing costs are capitalized until the property is completed and becomes available for use. Construction in progress is not depreciated until such time as the relevant assets are completed and are available for use. The capitalized interest is amortized over the estimated useful life of the related assets.

Investment Properties

The Company's investment properties consist of land that is not used in operations and land and building held for lease. Investment properties are measured initially at cost, including transaction costs. The revalued amount of the land is taken as its deemed cost in accordance with PFRS 1 as of the date of adoption.

Investment properties, except land, are subsequently measured at cost less accumulated depreciation and any accumulated impairment in value. Land is subsequently carried at cost less any impairment in value.


Depreciation of investment properties commences once they become available for use and is calculated on a straight-line basis over the estimated useful life of 25 years.

Depreciation ceases at the earlier of the date that the asset is classified as held for sale in accordance with PFRS 5 and the date the asset is derecognized. The estimated useful life and depreciation method are reviewed periodically to ensure that the period and method of depreciation are consistent with the expected pattern of economic benefits from the items of investment properties.

Investment properties are derecognized when either they have been disposed of or when the investment properties are permanently withdrawn from use or no future economic benefit is expected from its disposal. Any gain or loss on the retirement or disposal of investment properties is recognized in profit or loss in the year of retirement or disposal.

Transfers are made from investment properties when and only when, there is a change in use, evidenced by commencement of owner occupation or commencement of development with a view to sell. When an entity decides to dispose of an investment property without development, it





continues to treat the property as an investment property until it is derecognized (eliminated from the Company's statements of financial position) and does not treat it as inventory. Similarly, if an entity begins to redevelop an existing investment property for continued future use as investment property, the property remains as investment property and is not reclassified as owner-occupied property during the redevelopment.

Transfers between investment property, owner-occupied property and inventories do not change the carrying amount of the property transferred and they do not change the cost of that property for measurement or disclosure purposes.

#### Franchise Fee

The franchise fee, presented as part of "Other noncurrent assets" in the Company statement of financial position, is accounted for at cost less accumulated amortization and any accumulated impairment in value. Costs incurred for the renewal of the Company's franchise for another 25 years starting November 23, 1997 have been capitalized and are amortized over the period covered by the new franchise. The carrying value of the franchise is reviewed for impairment when there are indicators of impairment and any impairment loss is recognized in the profit or loss.

#### Impairment of Nonfinancial Assets

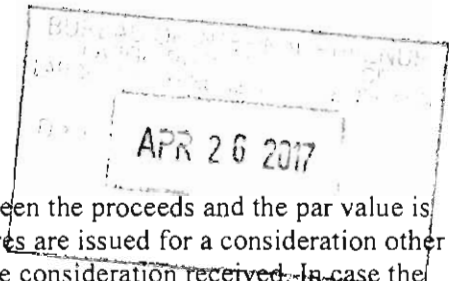
The Company assesses, at each reporting date, whether there is an indication that its investment in subsidiaries and associates, interest in joint ventures, property and equipment, investment properties and franchise fee may be impaired. If indication exists, or when annual impairment testing for an asset is required, the Company makes an estimate of the asset's recoverable amount. An asset's recoverable amount is the higher of an asset's or CGU's fair value less costs to sell and its value in use and is determined for an individual asset, unless the asset does not generate cash inflows that are largely independent of those from other assets or groups of assets. Where the carrying amount of an asset exceeds its recoverable amount, the asset is considered impaired and is written down to its recoverable amount. In assessing value in use, the estimated future cash flows are discounted to their present value using a pre-tax discount rate that reflects current market assessments of the time value of money and the risks specific to the asset. Impairment losses are recognized in profit or loss in those expense categories consistent with the function of the impaired asset.

An assessment is made at each reporting date as to whether there is any indication that previously recognized impairment losses may no longer exist or may have decreased. If such indication exists, the recoverable amount is estimated. A previously recognized impairment loss is reversed only if there has been a change in the estimates used to determine the asset's recoverable amount since the last impairment loss was recognized. If that is the case, the carrying value of the asset is increased to its recoverable amount. That increased amount cannot exceed the carrying amount that would have been determined, net of depreciation and amortization, had no impairment loss been recognized for the asset in prior years. Such reversal is recognized in the profit or loss. After such a reversal, the depreciation and amortization charge is adjusted in future periods to allocate the asset's revised carrying amount, less any residual value, on a systematic basis over its remaining useful life.

#### Capital Stock

Capital stock represents the portion of the paid in capital representing the total par value of the shares issued. When the Company issues more than one class of stock, a separate account is maintained for each class of stock and the number of shares issued. Incremental costs incurred directly attributable to the issuance of new shares are shown in equity as a deduction from proceeds, net of tax.





When the shares are sold at a premium, the difference between the proceeds and the par value is credited to "Additional paid-in capital" account. When shares are issued for a consideration other than cash, the proceeds are measured by the fair value of the consideration received. In case the shares are issued to extinguish or settle the liability of the Parent Company, the shares shall be measured either at the fair value of the shares issued at fair value of the liability settled, whichever is more reliably determinable.

#### Retained Earnings

Retained earnings represent the cumulative balance of net income or loss, dividend distributions and effects of changes in accounting policy.

Unappropriated retained earnings represent that portion which is free and can be declared as dividends to stockholders, after adjustments for any unrealized items, which are considered not available for dividend declaration.

Appropriated retained earnings represent that portion which has been restricted and therefore is not available for any dividend declaration.

#### Dividend Distribution

Dividends are recognized as a liability and deducted from equity when declared by the BOD of the Company. Dividends for the year that are declared after the reporting date are dealt with as a non-adjusting event after the reporting date.

#### Earnings Per Share (EPS)

Basic EPS is computed by dividing the net income attributable to equity holders of the Company for the year by the weighted average number of common shares outstanding during the year after giving retroactive effect to stock dividends declared and stock rights exercised during the year, if any.

Diluted EPS is calculated by dividing the net income attributable to equity holders of the Company for the year by the weighted average number of common shares outstanding during the year plus the weighted average number of common shares that would be issued on conversion of all the dilutive potential common shares into common shares.

The Company currently does not have potential dilutive common shares.

#### Revenue Recognition

Revenue is recognized to the extent that it is probable that the economic benefits will flow to the Company and the revenue can be reliably measured. Revenue is measured at the fair value of the consideration received, excluding discounts and sales taxes. The Company assesses its revenue arrangements against specific criteria in order to determine if it is acting as principal or agent.

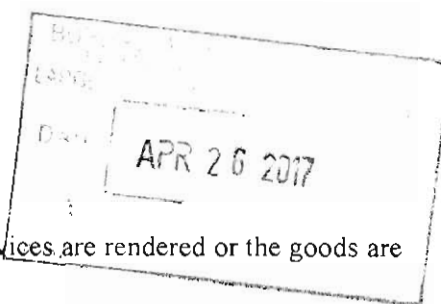
The Company has concluded that it is acting as an agent in its club racing operations and as principal in all other arrangements (i.e., real estate sales and rental services).

The following specific recognition criteria must also be met before revenue is recognized:

#### *Commission income from club races*

Revenue is recognized as earned based on a percentage of gross receipts from ticket sales from horse racing operations in accordance with the Company's franchise agreement.





*Revenue from food and beverages*

Revenue from food and beverages are recognized when services are rendered or the goods are sold.

*Real estate sales*

The Company assesses whether it is probable that the contract price (which embodies economic benefits) will flow to the Company. Collectability of the contract price is demonstrated by the buyer's commitment to pay, which is supported by the buyer's initial and continuous investments that motivates the buyer to honor its obligation. Collectability is also assessed by considering factors such as collections and credit standing of the buyer.

Revenue from sales of completed real estate projects from the joint venture is accounted for using the full accrual method. In accordance with Philippine Interpretations Committee Q&A No. 2006-01, the percentage-of-completion method is used to recognize income from sales of projects where the Company has material obligations under the sales contract to complete the project after the property is sold, the equitable interest has been transferred to the buyer, construction is beyond preliminary stage (i.e., engineering, design work, construction contracts execution, site clearance and preparation, excavation and the building foundation are finished), and the costs incurred or to be incurred can be measured reliably. Under this method, revenue is recognized as the related obligations are fulfilled, measured principally on the basis of the estimated completion of a physical proportion of the contract work.

Any excess of collections over the recognized revenue are included in the "Trade payable and buyers' deposits" under the "Accounts payable and other liabilities" account in the statement of financial position. If any of the criteria under the full accrual or percentage-of-completion method is not met, the deposit method is applied until all the conditions for recording a sale are met. Pending recognition of sale, cash received from buyers are presented under the "Trade payable and buyers' deposits" under the "Accounts payable and other liabilities" account in the statement of financial position.

Cost of real estate sales pertains to the cost of the land and is recognized under the percentage-of-completion method, if the criteria of the full accrual method are not satisfied.

The cost of inventory recognized in the statement of comprehensive income upon sale is determined with reference to the costs of the land contributed for the property, allocated to saleable area based on relative size and takes into account the percentage of completion used for revenue recognition purposes.

For income tax purposes, full recognition is applied when more than 25% of the selling price has been collected in the year of sale. Otherwise, the installment method is applied.

*Rental income from stables, building and other facilities*

Revenue from the lease of stables, building and other facilities is recognized in the parent company statements of comprehensive income on a straight-line basis over the lease term.

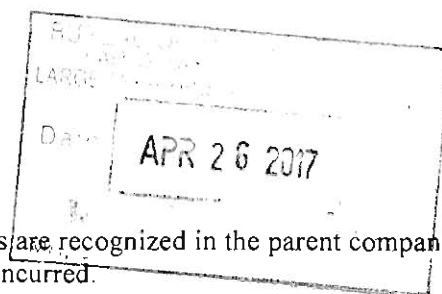
*Interest income*

Revenue is recognized as the interest accrues taking into account the effective yield on the asset.

*Dividend income*

Revenue is recognized when the Company's right to receive the payment is established.





Cost of Sales and Services and Expenses

Cost of club races and cost of rental services and expenses are recognized in the parent company statements of comprehensive income at the date they are incurred.

General and administrative expenses constitute cost of administering the business. Selling expense pertains to the marketing fees related to the real estate sales.

Other Comprehensive Income (OCI)

Items of income and expense (including items previously presented under the parent company statements of changes in equity) that are not recognized in the profit or loss for the year are recognized as OCI and are presented as OCI in the parent statements of comprehensive income.

The OCI of the Company pertains to gains and losses on remeasuring AFS financial assets and actuarial gains (losses) on remeasurement of retirement plan.

Retirement Benefits Cost

The Company has noncontributory funded defined benefit plans, administered by trustees, covering substantially all of its regular employees.

The cost of providing benefits under the defined benefit plans is determined separately for each plan using the projected unit credit actuarial valuation method. Projected unit credit method reflects services rendered by employees to the date of valuation and incorporates assumptions concerning employees' projected salaries.

Defined benefit costs comprise service cost, net interest on the net defined benefit liability or asset and remeasurements of net defined benefit liability or asset.

Service costs which include current service costs, past service costs and gains or losses on non-routine settlements are recognized as expense in profit or loss. Past service costs are recognized when plan amendment or curtailment occurs. These amounts are calculated periodically by independent qualified actuaries.

Net interest on the net defined benefit liability or asset is the change during the period in the net defined benefit liability or asset that arises from the passage of time which is determined by applying the discount rate based on government bonds to the net defined benefit liability or asset. Net interest on the net defined benefit liability or asset is recognized as expense or income in profit or loss.

Remeasurements comprising actuarial gains and losses, return on plan assets and any change in the effect of the asset ceiling (excluding net interest on defined benefit liability) are recognized immediately in OCI in the period in which they arise. Remeasurements are not reclassified to profit or loss in subsequent periods.

Plan assets are assets that are held by a long-term employee benefit fund or qualifying insurance policies. Plan assets are not available to the creditors of the Company, nor can they be paid directly to the Company. Fair value of plan assets is based on market price information. When no market price is available, the fair value of plan assets is estimated by discounting expected future cash flows using a discount rate that reflects both the risk associated with the plan assets and the maturity or expected disposal date of those assets (or, if they have no maturity, the expected period until the settlement of the related obligations). If the fair value of the plan assets is higher than the present value of the defined benefit obligation, the measurement of the resulting defined





benefit asset is limited to the present value of economic benefits available in the form of refunds from the plan or reductions in future contributions to the plan.

#### Leases

The determination of whether the arrangement is, or contains, a lease is based on the substance of the arrangement at inception date of whether the fulfillment of the arrangement is dependent on the use of a specific asset or assets or the arrangement conveys a right to use the asset.

A reassessment is made after inception of the lease only if one of the following applies:

- a. there is a change in contractual terms, other than a renewal or extension of the arrangement;
- b. a renewal option is exercised or extension is granted, unless the term of the renewal or extension was initially included in the lease term;
- c. there is a change in the determination of whether fulfillment is dependent on a specified asset; or
- d. there is substantial change to the asset.

When a reassessment is made, lease accounting shall commence or cease from the date when the change in circumstances gives rise to reassessment for scenario (a), (c) or (d) and at the date of renewal or extension period for scenario (b).

#### *The Company as a lessee*

Leases, where the lessor retains substantially all the risks and benefits of ownership of the asset, are classified as operating leases. Operating lease payments are recognized as an expense in profit or loss on a straight-line basis over the lease term.

#### *The Company as a lessor*

Leases where the Company does not transfer substantially all the risks and benefits of ownership of the asset are classified as operating leases. Rental income is recognized in profit or loss on a straight-line basis over the lease term. Initial direct costs incurred in negotiating an operating lease are added to the carrying amount of the leased asset and recognized over the lease term on the same basis as rental income. Contingent rents are recognized as revenue in the period in which these are earned.

#### Borrowing Costs

Borrowing costs directly attributable to the acquisition, construction or production of an asset that necessarily takes a substantial period of time to get ready for its intended use or sale are capitalized as part of the cost of the asset. All other borrowing costs are expensed in the period in which they occur. Borrowing costs consist of interest and other costs that an entity incurs in connection with the borrowing of funds.


#### Taxes

##### *Current tax*

Current tax assets and liabilities for the current and prior periods are measured at the amount expected to be recovered from or paid to the taxation authorities. The tax rates and tax laws used to compute the amount are those that are enacted or substantively enacted at the reporting date.

For income tax purposes, full revenue recognition on real estate sales is applied when more than 25% of the contract price has been collected in the year of sale; otherwise, the installment method is applied, where real estate sales are recognized based on collection multiplied by the gross profit rates of the individual sales contracts.





*Deferred tax*

Deferred tax is recognized using the liability method, on all temporary differences at the reporting date between the tax bases of assets and liabilities and their carrying amounts for financial reporting purposes.

Deferred tax liabilities are recognized for all taxable temporary differences, including asset revaluations. Deferred tax assets are recognized for all deductible temporary differences, carryforward benefits of unused tax credits from excess minimum corporate income tax (MCIT) over the regular corporate income tax (RCIT) and unused net operating loss carryover (NOLCO), to the extent that it is probable that sufficient future taxable income will be available against which the deductible temporary differences and carryforward benefits of unused tax credits and unused tax losses can be utilized.

The carrying amount of deferred tax assets is reviewed at each reporting date and reduced to the extent that it is no longer probable that sufficient future taxable income will be available to allow all or part of the deferred tax asset to be utilized. Unrecognized deferred tax assets are reassessed at each reporting date and are recognized to the extent that it has become probable that sufficient future taxable income will allow the deferred tax assets to be recovered.

Deferred tax assets and deferred tax liabilities are measured at the tax rates that are expected to apply to the year when the assets are realized or the liabilities are settled, based on tax rates (and tax laws) that have been enacted or substantially enacted at the reporting date.

Deferred tax assets and deferred tax liabilities are offset if a legally enforceable right exists to offset current tax assets against current tax liabilities and the related deferred taxes relate to the same taxable entity and the same taxation authority.

Income tax relating to items recognized directly in equity is recognized in equity and not in profit or loss.

*VAT*

Revenue, expenses and assets are recognized net of the amount of VAT except where the VAT incurred on a purchase of assets or services are not recoverable from the taxation authority, in which case the VAT is recognized as part of the cost of acquisition of the asset or as part of the expense item as applicable.

Foreign Currency Denominated Transactions and Translations


Transactions denominated in foreign currency are recorded using the exchange rate at the date of the transaction. Outstanding monetary assets and liabilities denominated in foreign currencies are translated using the closing exchange rate at reporting date. All foreign exchange gains and losses are recognized in profit or loss.

Provisions

Provisions are recognized when: (1) the Company has a present obligation (legal or constructive) as a result of a past event; (2) it is probable that an outflow of resources embodying economic benefits will be required to settle the obligation; and (3) a reliable estimate of the amount of the obligation can be made. If the effect of the time value of money is material, provisions are determined by discounting the expected future cash flows at a pre-tax rate that reflects current market assessment of the time value of money and, where appropriate, the risks specific to the liability.







When discounting is used, the increase in the provision due to the passage of time is recognized as an interest expense. When the Company expects a provision or loss to be reimbursed, the reimbursement is recognized as a separate asset but only when the reimbursement is virtually certain and its amount is estimable.

Contingencies

Contingent liabilities are not recognized in the parent company financial statements but are disclosed unless the possibility of an outflow of resources embodying economic benefits is remote.

Contingent assets are not recognized in the parent company financial statements but are disclosed when an inflow of economic benefits is probable. Contingent assets are assessed continually to ensure that developments are appropriately reflected in the parent company financial statements. If it has become virtually certain that an inflow of economic benefits will arise, the asset and the related income are recognized in the parent company financial statements.

Segment Reporting

The Company's operating businesses are organized and managed separately according to the nature of the products and services provided, with each segment representing a strategic business unit that offers different products and serves different markets. Financial information on the Company's operating segments is presented in Note 28 to the notes to parent company financial statements.

Events After the Reporting Date

Events after the reporting date that provide additional information about the Company's financial position at the reporting date (adjusting events), if any, are reflected in the parent company financial statements. Events after the reporting date that are not adjusting events are disclosed in the notes to the parent company financial statements when material.

---

**5. Significant Accounting Judgments, Estimates and Assumptions**

The preparation of the parent company financial statements in accordance with PFRS requires the Company to make judgments, estimates and assumptions that affect the amounts reported in the parent company financial statements and accompanying notes. The judgments, estimates and assumptions used are based on management's evaluation of relevant facts and circumstances as of the date of the parent company financial statements. Actual results could differ from the estimates and assumptions used. The effects of any change in estimates or assumptions are reflected in the parent company financial statements when these become reasonably determinable.

Estimates and judgments are continually evaluated and are based on historical experience and other factors, including expectations of future events that are believed to be reasonable under the circumstances.


Judgments

In the process of applying the Company's accounting policies, management has made the following judgments, apart from those involving estimations, which have the most significant effect on amounts recognized in the parent company financial statements.

*Determination if control exists in an investee company*

Control is presumed to exist when an investor is exposed, or has rights, to variable returns from its involvement with the investee and has the ability to affect those returns through its power over the





investee. On the other hand, joint control is presumed to exist when the investors contractually agreed sharing of control of an arrangement, which exists only when decisions about the relevant activities require the unanimous consent of the parties sharing control. Management has determined that it has control by virtue of its power to cast the majority votes at meetings of the BOD in all of its subsidiaries (see Note 1).

*Determination if joint control exists in a joint venture*

Joint control is the contractually agreed sharing of control of an arrangement, which exists only when decisions about the relevant activities require the unanimous consent of the parties sharing control. Management has determined that it has joint control in San Lazaro BPO Complex Joint Venture and Gamespan Inc. since the strategic financial and operating decisions of the entity are made jointly for all relevant activities by the venturers through its BOD (see Note 1).

*Determination of joint venture or joint operation*

A joint operation is a joint arrangement whereby the parties that have joint control of the arrangement (i.e. joint operators) have rights to the assets, and obligations for the liabilities, relating to the arrangement. A joint venture is a joint arrangement whereby the parties that have joint control of the arrangement (i.e. joint venturers) have rights to the net assets of the arrangement.

Management has determined that arrangement for ventures with Avida, Alveo and CCC are classified as joint operations since the Company have rights to the assets and obligations for the liabilities relating to the arrangement and not to the net assets of the arrangement.

*Determination if significant influence exist in an associate*

Significant influence exist when an investor has the power to participate in the financial and operating policy decisions of the investee but is not control or joint control. Management has determined that the Group has significant influence in MIC since the Group has the power to appoint representatives to the BOD of MIC to participate in the financial and operating policy decision (see Note 1).

*Classification of leases*

Management exercises judgment in determining whether substantially all the significant risks and rewards of ownership of the leased assets are transferred to the Company. Lease agreements which transfer to the Company substantially all the risks and rewards incidental to ownership of the leased items are accounted for as finance leases. Otherwise, these are considered as operating leases.


a. *Operating lease commitments - the Company as lessor*

The Company has entered into lease agreements on certain items of its property and equipment and investment properties. The Company has determined that it retains all the significant risks and rewards of ownership of these properties; i.e., ownership of the assets remains with the Company at the end of the lease term. Accordingly, the lease agreements are accounted for as operating leases (see Notes 12, 13 and 29)

b. *Operating lease commitments - the Company as lessee*

The Company has entered into a lease agreement for the lease of office and parking lots where it has determined that the risks and rewards related to the leased assets are retained by the lessor; i.e., ownership of the assets remains with the lessor at the end of the lease term. As such, the lease agreement was accounted for as an operating lease (see Note 29).





*Impairment of noncurrent nonfinancial assets*

The Company assesses at each reporting date whether there is any indication that its investments in subsidiaries, an associates and interest in joint ventures, property and equipment, investment properties and franchise fee may be impaired. Indication of impairment includes: (a) decline in the asset's market value that is significantly higher than would be expected from normal use; (b) evidence of obsolescence or physical damage; (c) internal reports indicate that the economic performance of the asset will be worse than expected; etc. If such indication exists, the entity shall estimate the recoverable amount of the asset, which is the higher of an asset's or CGU's fair value less costs to sell and its value in use.

There are no impairment of noncurrent nonfinancial assets in 2016 and 2015. The carrying values of the Company's investment in subsidiaries, an associates and interest in joint venture, property and equipment, investment properties, and franchise fee of December 31, 2016 and 2015 are disclosed in Notes 10, 12, 13 and 14 to the parent company financial statements, respectively.

Estimates and Assumptions

The key assumptions concerning the future and other key sources of estimation and uncertainty at the reporting date that have a significant risk of causing a material adjustment to the carrying amounts of assets and liabilities within the next financial year are discussed below.

*Estimation of allowance for doubtful accounts*

The allowance for doubtful accounts relating to receivables is estimated based on two methods. The amounts calculated using each of these methods are combined to determine the total allowance to be provided. First, specific accounts are evaluated based on information that certain customers may be unable to meet their financial obligations. In these cases, judgment is used based on the best available facts and circumstances, including but not limited to, the length of relationship with the customer and the customer's current credit status based on third party credit reports and known market factors, to record specific reserves against amounts due to reduce receivable amounts expected to be collected. These specific reserves are re-evaluated and adjusted as additional information received impacts the amounts estimated. Second, a collective assessment of historical collection, write-off, experience and customer payment terms is made. The amount and timing of recorded expenses for any period could therefore differ based on the judgments or estimates made. An increase in the Company's allowance for doubtful accounts will increase its recorded operating expenses and decrease its current assets.


As of December 31, 2016 and 2015, the carrying value of receivables (including noncurrent portion of real estate receivables), net of allowance for doubtful accounts, are disclosed in Note 7 to the parent company financial statements.

In 2016 and 2015, provision for doubtful accounts and written off receivable without previous impairment allowance are disclosed in Note 7 and 18 to the parent company financial statements.

*Determination of NRV of real estate inventories*

The Company's estimates of the NRV of real estate inventories are based on the most reliable evidence available at the time the estimates are made of the amount that the inventories are expected to be realized. These estimates consider the fluctuations of price or cost directly relating to events occurring after the end of the period to the extent that such events confirm conditions existing at the end of the period. A new assessment is made of the NRV in each subsequent period. When the circumstances that previously caused inventories to be written down below cost no longer exist or when there is a clear evidence of an increase in NRV because of change in economic circumstances, the amount of the write-down is reversed so that the new carrying amount is the lower of the cost and the revised NRV.





As of December 31, 2016 and 2015, the cost of the real estate inventories, NRV and the carrying value of the real estate inventories are disclosed in Note 8 to the parent company financial statements.

*Estimation of impairment of AFS financial assets*

The Company treats AFS financial assets as impaired when there has been a significant or prolonged decline in the fair value below their cost or where other objective evidence of impairment exists. The determination of what is 'significant' or 'prolonged' requires judgment.

The Company treats 'significant' generally as 20% or more of original cost and 'prolonged' as greater than 12 months. In addition, the Company evaluates other factors, including normal volatility in share price for quoted equity securities and the future cash flows and the discount factors for unquoted equity securities.

As of December 31, 2016 and 2015, the carrying value of the Company's AFS financial assets are disclosed in Note 11 to the parent company financial statements. Impairment loss of ₱2.0 million was recognized in 2016. No impairment loss was recognized in 2015.

*Estimation of the useful lives of property and equipment and investment properties (excluding Land)*

The Company estimates the useful lives of property and equipment and investment property based on the internal technical evaluation and experience with similar assets. Estimated useful lives of property and equipment and investment property (the period over which the assets are expected to be available for its intended use) are reviewed periodically and are updated if expectations differ from previous estimates due to physical wear and tear, technical and commercial obsolescence and other limits on the use of the assets.

There were no changes in the useful lives of property, plant and equipment and investment properties in 2016 and 2015. As of December 31, 2016 and 2015, the carrying amount of depreciable property and equipment are disclosed in Note 12 to the parent company financial statements. The carrying amount of depreciable investment property as of December 31, 2016 and 2015 are disclosed in Note 13 to the parent company financial statements.

*Recognition of deferred tax assets*

The Company reviews the carrying amount of the deferred tax assets at each reporting date and adjusts to the extent that it is no longer probable that sufficient future taxable profit will be available to allow all or part of the deferred tax assets to be utilized.

As of December 31, 2016 and 2015, recognized deferred tax assets are disclosed in Note 25 to the parent company financial statements.

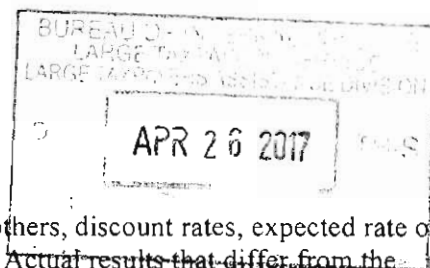
*Provisions*

The Company provides for present obligations (legal or constructive) where it is probable that there will be an outflow of resources embodying economic benefits that will be required to settle said obligations. An estimate of the provision is based on known information at the reporting date, net of any estimated amount that may be reimbursed to the Company. No provisions were recognized as of December 31, 2016 and 2015.

*Estimation of retirement benefits cost and obligations*

The determination of the obligation and retirement benefits cost is dependent on management's selection of certain assumptions used by the actuary in calculating such amounts. Those





assumptions are described in Note 21 and include, among others, discount rates, expected rate of return on plan assets and expected rate of salary increases. Actual results that differ from the Company's assumptions are accumulated and amortized over the future periods and therefore, generally affect the recognized expense and recorded obligation in such future periods. While the Company believes that the assumptions are reasonable and appropriate, significant differences in the actual experience or significant changes in the assumptions may materially affect the retirement obligations.

As of December 31, 2016 and 2015, the carrying value of accrued retirement benefits are disclosed in Note 21 to the parent company financial statement. Retirement benefits cost in 2016 and 2015 are disclosed in Note 21 to the parent company financial statements.

## 6. Cash and Cash Equivalents

This account consists of:

	2016	2015
Cash on hand	₱9,796,220	₱8,125,270
Cash in banks	95,851,240	89,944,040
Cash equivalents	24,166,563	28,819,236
	<b>₱129,814,023</b>	<b>₱126,888,546</b>

Cash in banks generally earns interest at the respective bank deposit rates. Cash equivalents are short-term deposits made for varying periods of up to three months and earn interest at the respective short-term deposit rates. Interest income earned amounted to ₱0.5 million and ₱2.0 million in 2016 and 2015, respectively (see Note 22).


## 7. Receivables

This account consists of:

	2016	2015
<b>Trade</b>		
Real estate receivables - current portion	₱136,036,096	₱168,468,704
Rent receivables (Notes 12 and 13)	11,192,382	9,253,915
Receivables from off-track betting (OTB) operators	9,264,439	1,015,825
Receivable from Philippine Amusement and Gaming Corporation (PAGCOR) (Note 29)	6,996,536	8,061,391
<b>Non-trade</b>		
Due from related parties (Note 26)	61,509,433	31,956,232
Receivable from third parties	15,252,500	1,969,000
Advances and loans to officers and employees (Note 26)	8,368,465	6,167,803
Dividends receivable (Note 10)	5,772,409	3,640,837
Claims for tax credit certificates (TCC)	2,252,054	2,252,054
Deposits and advances to contractors	1,778,413	1,778,413

(Forward)





	2016	2015
Advances to suppliers	<b>₱1,735,093</b>	<b>₱2,296,402</b>
Receivable from Metro Manila Turf Club (MMTC) (Note 29)	-	653,863
Others	<b>11,069,934</b>	<b>10,790,681</b>
	<b>271,227,754</b>	<b>248,304,820</b>
Less: Allowance for doubtful accounts	<b>37,522,472</b>	<b>24,396,353</b>
	<b>₱233,705,282</b>	<b>₱223,908,467</b>

Real Estate Receivables

The real estate receivables of the Company are as follows:

	2016	2015
Current	<b>₱136,036,096</b>	<b>₱168,468,704</b>
Noncurrent	<b>108,575,994</b>	<b>45,121,918</b>
	<b>₱244,612,090</b>	<b>₱213,590,622</b>

Real estate receivables, which are collectible in monthly installments, represent noninterest-bearing receivables with average term ranging from two to three years. Titles to condominium properties are not transferred to the buyers until full payment is made.

Interest income from accretion of real estate receivables amounted to ₱7.9 million and ₱2.6 million in 2016 and 2015, respectively (see Note 22).

Receivable from Third Parties

Receivable from third parties bear an interest of 12% per annum and are generally settled within 30-90 day term. Interest income earned on receivable from third parties amounted to ₱2.1 million and nil in 2016 and 2015, respectively (see Note 22).

Advances and Loans to Officers and Employees

The Company grants salary loans and advances to its officers payable through salary deductions. The loans bear an average interest rate of 9% per annum. Interest income on advances and loans to officers and employees amounted to ₱0.6 million and ₱0.2 million in 2016 and 2015, respectively (see Note 22).

Claims for TCC


The Company accrued ₱2.3 million for its claim against the City of Manila for a tax refund for undue payment of franchise tax on race tracks, amusement taxes on admission and real property taxes levied against the Company for the years 1994 and 1995 pursuant to Manila Revenue Code of 1993 (Ordinance No. 7794).

The Trial Court rendered a decision in favor of the Company on March 7, 1997 ordering the City of Manila to grant the Company a tax refund of ₱2.3 million and for which a *writ of execution* was already issued on May 12, 2003 by the Trial Court. Prior to the implementation of the *writ of execution*, the Company entered into a compromise agreement with the City of Manila for an out-of-court settlement. The *writ of execution* issued by the Trial Court has not been implemented as of April 25, 2017.

Deposits and Advances to Contractors

This pertains to deposits made by the Parent Company to the contracts for the development of the Carmona project not yet deducted from the billings of the Parent Company.





Advances to Suppliers

Advances to suppliers are non-interest bearing payments, which is normally within twelve months or within the normal operating cycle.

Other Receivables

Other receivables include accrued interest and other various individually insignificant items.

*Allowance for Doubtful Accounts*

The following table shows the rollforward of the allowance for doubtful accounts as of December 31, 2016 and 2015:

	2016	2015
Balance at beginning of year	P24,396,353	P11,664,616
Provision during the year (Note 18)	13,481,405	13,093,137
Amounts written off during the year	(276,673)	(324,890)
Recovery of doubtful accounts	(78,613)	(36,510)
<b>Balance at end of year</b>	<b>P37,522,472</b>	<b>P24,396,353</b>

Details of allowance for doubtful accounts per class of receivable are as follows:

	2016	2015
Trade	P24,386,627	P8,805,762
Non-trade	13,135,845	15,590,591
<b>Balance at end of year</b>	<b>P37,522,472</b>	<b>P24,396,353</b>

Allowance for doubtful accounts as of December 31, 2016 and 2015 were based on specific and collective assessment made by the management.

The Company directly wrote-off receivables amounting to P0.5 million and P1.4 million in 2016 and 2015, respectively (see Note 24)

---


**8. Inventories**

This account consists of:

	2016	2015
Real estate:		
Land held for development - at cost	P38,189,898	P38,189,898
Condominium units for sale - at cost	30,233,390	42,771,653
Memorial lots for sale - at net realizable value	8,379,931	8,449,965
Residential units for sale - at cost	4,516,933	4,318,107
	<b>81,320,152</b>	<b>93,729,623</b>
Food and beverages - at cost	561,832	527,629
	<b>P81,881,984</b>	<b>P94,257,252</b>

Condominium units for sale and residential units for sale pertain to the completed condominium and residential projects of the Company. In 2016 and 2015, revenue from real estate pertains to sale of completed condominium units and residential units.





The movements in the real estate inventories account are as follows:

	2016	2015
Balance at beginning of year	₱93,729,623	₱94,737,701
Cost of real estate sold (Note 17)	12,409,471	1,008,078
Balance at end of year	<b>₱81,320,152</b>	₱93,729,623

In 2016 and 2015, no impairment loss was recognized. The cost of memorial lots for sale as at December 31, 2016 and 2015 amounted to ₱9.8 million.

The Company entered into agreements with certain real estate developers to develop their properties located in Sta. Cruz, Manila and Carmona, Cavite into condominium units and residential complexes. Significant provisions of the agreements are discussed below.

Condominium units for sale

On February 26, 2005, the Company entered into Joint Development Agreements (JDAs) with Avida Land Corporation (Avida) and Alveo Land Corporation (Alveo) for the development of 5.2 hectares and 1.3 hectares (the "Project Areas"), respectively, of the Company's 11.6-hectare property located in Sta. Cruz, Manila, into a primary residential complex consisting of condominium buildings and townhouses (the "Project"). Under the JDAs, the Company agreed and contributed its rights, title and interest in the Project and the Project Areas, while Avida and Alveo agreed and provided the necessary capital to finance the Project and expertise to develop the Project Areas. In return for their respective contributions to the Project, the Company, Avida and Alveo received their respective allocation as described in the JDAs.

Towers 1 to 5 of AVIDA and Towers 1 and 2 of Alveo are fully completed as of December 31, 2016 and 2015. The construction of Tower 3 of Alveo is 88.10% and 63.00% complete as of December 31, 2016 and 2015, respectively.

Residential units for sale

On February 24, 2004, the Company entered into an agreement with Century Communities Corporation (CCC) for the development of 17.09 hectares of the Company's 33-hectare property in Carmona, Cavite into an exclusive residential subdivision with some commercial areas. As of December 31, 2016, the project is 100% complete.

Marketing expense, presented as "Selling expense" in the statements of comprehensive income, is the share of the Company in the marketing cost pertaining to real estate operations. The amount of marketing cost in 2016 and 2015 amounted to ₱9.7 million and ₱4.4 million, respectively.

**9. Other Current Assets**

This account consists of:

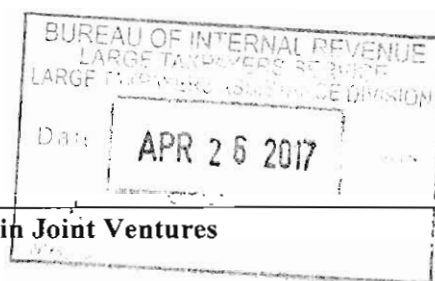
	2016	2015
Prepaid income tax	₱3,973,481	₱4,893,082
Prepaid expenses	3,132,539	4,684,000
Others	177,294	111,521
	<b>₱7,283,314</b>	₱9,688,603

Prepaid expenses includes prepayments made for insurance and licenses.

Others include prepaid insurance and fuel and oil inventory.







10. Investments in Subsidiaries, Associates and Interest in Joint Ventures

This account consists of:

	2016		2015	
	% of Ownership	Cost	% of Ownership	Cost
<b>Subsidiaries (Note 1):</b>				
SLLPHI	100.00%	₱6,250,000	100.00%	₱6,250,000
MFC	100.00%	4,000,000	100.00%	4,000,000
Biohitech	50.00%	1,500,000	50.00%	1,500,000
Gametime	100.00%	625,000	100.00%	625,000
MCI	100.00%	625,000	100.00%	625,000
SLRDC	100.00%	156,500	100.00%	156,500
Hi-tech Harvest	100.00%	84,456	100.00%	84,456
ARWRI (Note 1)	56.87%	89,850,000	-	-
		<b>103,090,956</b>		<b>13,240,956</b>
<b>Associates:</b>				
MIC	22.31%	708,160,137	22.31%	708,160,137
Techsystems	33.33%	1,000,000	33.33%	1,000,000
		<b>709,160,137</b>		<b>709,160,137</b>
<b>Investment in joint venture:</b>				
Gamespan, Inc.	50.00%	10,000,000	50.00%	10,000,000
		<b>822,251,093</b>		<b>732,401,093</b>
<b>Less allowance for impairment of investment in associate</b>				
		<b>1,000,000</b>		<b>1,000,000</b>
		<b>₱821,251,093</b>		<b>₱731,401,093</b>

Investment in associates

MIC. Investment in MIC pertains to the Company's 22.31% interest in MIC as of December 31, 2016 and 2015. MIC started its commercial operations on January 6, 2016 (see Note 1).

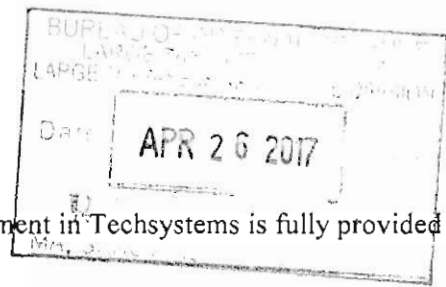
The summarized financial information of MIC are as follows:

	2016	2015
Current assets	₱796,509,099	₱2,164,115,672
Non-current assets	5,894,901,689	3,902,539,758
Current liabilities	660,273,522	625,230,122
Non-current liabilities	3,472,787,465	2,475,451,860
Equity	2,558,349,801	2,965,973,448
Income	223,525,258	4,767,659
Expenses	669,888,624	58,707,468
Net loss	446,363,366	53,939,809

Movement in equity pertains to collection of subscription receivable amounting to ₱38.7 million in 2016.

Techsystems. The investment in associate, Techsystems, pertains to the acquisition cost of ₱1.0 million representing 33.33% ownership by the Company. Techsystems undertakes to facilitate the short message service betting or online betting for the races conducted by the





Company. As of December 31, 2016 and 2015, investment in Techsystems is fully provided with allowance.

As of December 31, 2016, Techsystems has not yet started commercial operations.

The summarized financial information of Techsystems are as follows:

	2016	2015
Total current liabilities	P5,184,317	P5,167,650
Capital deficiency	(5,184,317)	(5,167,650)

Investment in Joint Ventures

*Gamespan.* Gamespan was incorporated on June 20, 2012 to operate and manage the totalizator hardware and software owned by the Company, set-up new media infrastructure for offering and taking bets in horse racing and other sports. It shall also have the exclusive broadcast rights to all the races and other games operated by the Company which it may distribute to different broadcasters to maximize viewership and participation. As of December 31, 2016, Gamespan has not yet started its commercial operations.

The summarized financial information of the Gamespan is as follows:

	2016	2015
Current assets	P20,184,979	P20,184,979
Noncurrent assets	29,167	29,167
Current liabilities	629,824	629,824
Equity	19,584,322	19,584,322

*SLBPO.* On December 12, 2008, the Company entered into an agreement with Ayala Land, Inc. (ALI) to create SLBPO, an incorporated entity, for the purpose of leasing, managing and administering the developed office units and retail development area in the building complex at the Sta. Cruz property (the Building Complex). The Building Complex was also constructed and developed under a JDA with ALI.

The movement of the equity in joint venture of the San Lazaro JV for period ended December 31, 2016 and 2015 is as follows:

	2016	2015
Balance at beginning of year	P8,839,816	P5,691,837
Equity in net earnings for the year	26,814,926	24,511,980
Share on dividends declared	(25,336,438)	(21,364,001)
Balance at end of year	P10,318,304	P8,839,816

Dividend receivable from the JV amounted to P5.8 million and P3.6 million as of December 31, 2016 and 2015, respectively (see Notes 7).





The summarized financial information of the San Lazaro JV is as follows:

	2016	2015
Current assets	P172,139,600	P170,004,540
Noncurrent assets	18,603,188	15,837,279
Current liabilities	113,616,679	107,827,582
Noncurrent liabilities	27,628,073	33,444,496
Equity	49,498,036	44,569,741
Dividends	84,454,792	71,213,336
Income	147,950,707	145,007,981
Expenses	58,567,620	63,301,382
Net income	89,383,087	81,706,599

The Company has no share in any contingent liabilities or capital commitments of the JV as of December 31, 2016 and 2015. There are also no accumulated earnings that are restricted as of December 31, 2016 and 2015.

#### 11. AFS Financial Assets

This account consists of:

	2016	2015
At fair value:		
Quoted equity securities	P12,628,515	P14,772,592
Quoted debt securities	-	16,536,916
At cost:		
Unquoted equity securities	633,297	633,297
	<b>P13,261,812</b>	<b>P31,942,805</b>


The reconciliation of the carrying amounts of AFS financial assets is as follows:

	2016	2015
Balance at beginning of year	P31,942,805	P22,067,765
Additions during the year	-	21,297,900
Disposal during the year	(17,663,916)	(11,713,950)
Unrealized mark-to-market gains (losses) during the year	(1,017,077)	291,090
Balance at end of year	<b>P13,261,812</b>	<b>P31,942,805</b>

The movements in net cumulative changes in fair values of AFS financial assets are as follows:

	2016	2015
Balance at beginning of year	P3,923,214	P5,216,306
Impairment loss reclassified to profit or loss (see Note 24)	1,983,500	-
Unrealized mark-to-market gains (losses) during the year	(1,017,077)	291,090
Realized mark-to-market gains (losses)	72,984	(1,584,182)
Balance at end of year	<b>P4,962,621</b>	<b>P3,923,214</b>





The fair values of quoted AFS financial assets are determined based on published prices in an active market. AFS financial assets that are unquoted and do not have ready market prices are measured at cost, less allowance for impairment, if any, since their fair value cannot be reliably measured.

Gain on sale of AFS financial assets amounted to ₱0.4 million in 2016 and ₱2.6 million in 2015 (see Note 24). Dividend income from these investments amounted ₱0.5 million in 2016 and ₱0.4 million in 2015 (see Note 24). Interest income on quoted debt securities amounted to ₱0.4 million and ₱0.2 million in 2016 and 2015, respectively (see Note 22).

## 12. Property and Equipment

Movements in this account are as follows:

	2016				
	January 1	Additions	Disposals	Reclassifications and adjustments	December 31
<b>Cost</b>					
Land	₱304,869,383	₱-	₱-	₱-	₱304,869,383
Land improvements	347,337,228	-	-	85,359	347,422,587
Building and improvements	656,956,074	522,321	-	253,310	657,731,705
Machinery and equipment	338,439,609	15,103,758	-	-	353,543,367
Transportation equipment	34,790,311	2,894,643	(2,432,758)	(412,500)	34,839,696
Furniture and fixtures	13,226,593	894,127	-	-	14,120,720
	1,695,619,198	19,414,849	(2,432,758)	(73,831)	1,712,527,458
<b>Accumulated depreciation</b>					
Land improvements	166,660,852	14,782,216	-	-	181,443,068
Building and improvements	311,678,979	27,035,212	-	-	338,714,191
Machinery and equipment	265,699,375	17,706,702	-	-	283,406,077
Transportation equipment	26,876,141	2,779,127	(2,432,758)	-	27,222,510
Furniture and fixtures	11,968,858	457,586	-	-	12,426,444
	782,884,205	62,760,843	(2,432,758)	-	843,212,290
<b>Net book value</b>	912,734,993	(43,345,994)	-	(73,831)	869,315,168
Construction in progress	19,841,214	1,191,006	-	(338,669)	20,693,551
	₱932,576,207	(₱42,154,988)	₱-	(₱412,500)	₱890,008,719

	2015				
	January 1	Additions	Disposals	Reclassifications and adjustments	December 31
<b>Cost</b>					
Land	₱304,869,383	₱-	₱-	₱-	₱304,869,383
Land improvements	337,492,757	1,237,262	-	8,607,209	347,337,228
Building and improvements	655,548,788	1,407,286	-	-	656,956,074
Machinery and equipment	333,880,165	4,559,444	-	-	338,439,609
Transportation equipment	29,804,488	4,985,823	-	-	34,790,311
Furniture and fixtures	12,570,843	655,750	-	-	13,226,593
	1,674,166,424	12,845,565	-	8,607,209	1,695,619,198
<b>Accumulated depreciation</b>					
Land improvements	152,708,178	13,952,674	-	-	166,660,852
Building and improvements	284,140,795	27,538,184	-	-	311,678,979
Machinery and equipment	248,800,658	16,898,717	-	-	265,699,375
Transportation equipment	25,064,785	1,811,356	-	-	26,876,141
Furniture and fixtures	11,456,612	512,246	-	-	11,968,858
	722,171,028	60,713,177	-	-	782,884,205
<b>Net book value</b>	951,995,396	(47,867,612)	-	8,607,209	912,734,993
Construction in progress	13,565,091	14,883,332	-	(8,607,209)	19,841,214
	₱965,560,487	(₱32,984,280)	₱-	₱-	₱932,576,207





Depreciation Charges

The amount of depreciation is allocated as follows:

	2016	2015
Cost of club races (Notes 17 and 19)	₱39,173,091	₱38,200,787
General and administrative expenses (Notes 18 and 19)	15,218,691	14,215,090
Cost of rental services (Notes 17 and 19)	7,975,321	7,842,509
Cost of food and beverages (Notes 17 and 19)	393,740	454,791
	<b>₱62,760,843</b>	<b>₱60,713,177</b>

Construction in Progress

Construction in progress pertains to costs of constructed long-term assets that are accumulated until they are ready for use.

Capitalized Borrowing Costs

No interest on loans was capitalized in 2016 and 2015. Undepreciated capitalized interest relating to land improvements, building and improvements and machinery and equipment as of December 31, 2016 and 2015 amounted to ₱35.4 million and ₱38.3 million, respectively.

Land

In 2001, the Company acquired a parcel of land located in Carmona, Cavite, from Royal Asia Land, Inc. (RALI), formerly known as KPPI Land Corporation, valued at ₱523.6 million payable in 12 equal quarterly installments from 2001 to 2004. The remaining installment payments due in 2004 were rescheduled as part of the requirements of the term loan obtained from a local bank. Total payments made by the Company amounted to ₱433.7 million. No payments were made in 2016 and 2015. The outstanding payable amounting to ₱89.9 million as of December 31, 2016 and 2015 is included under "Accounts payable and other liabilities" in the parent company statements of financial position (see Note 16).

In 2016, the Parent Company acquired new short-term loans amounting to ₱88.0 million. These loans are secured by real estate mortgages on land with carrying value of ₱216.0 million as of December 31, 2016.

Assets Under Operating Lease


The Company has various operating lease agreements for its building improvements, specifically, cluster stables, with horse owners. The lease agreements provide for fixed monthly payments which are subject to rental escalations and renewal options. The carrying value of the cluster stables that are leased out on these operating leases amounted to ₱26.6 million and ₱28.3 million as of December 31, 2016 and 2015, respectively. Rent income from stable rentals in 2016 and 2015 amounted to ₱46.4 million and ₱44.3 million, respectively.

The Company has various operating lease agreements with concessionaires to lease certain areas within the Turf Club. The lease shall be for a period of two to five years. Rent income from concessionaires amounted to ₱0.5 million in 2016 and 2015.

Operating Lease Commitment with PAGCOR - the Company as Lessor

In 2013, the Company entered into a lease contract for three years commencing on July 10, 2013 with PAGCOR to lease an area of 189.231 square meters for a monthly fixed rental of ₱510.51 per square meter for its casino and related activities. As of December 31, 2016, the lease contract is still under renewal.





Rent income from PAGCOR amounted to ₱1.2 million in 2016 and 2015 (see Note 29).

Lease of Equipment with PAGCOR

In October 2013, the Company entered into a lease agreement with PAGCOR to lease one 1,427 sqm. property, with modern slot machines, including the rights to a proprietary system of linking and networking the said slot machines in Turf Club Bldg., San Lazaro Leisure Park, Carmona, Cavite. The Company shall receive monthly variable rent equivalent to thirty-five percent (35%) of revenues less winnings/prizes and five (5%) franchise tax. The agreement shall be effective until December 31, 2016. In 2016 and 2015, income from the lease agreement with PAGCOR amounted to ₱26.5 million and ₱28.1 million, respectively.

**13. Investment Properties**

This account consists of:

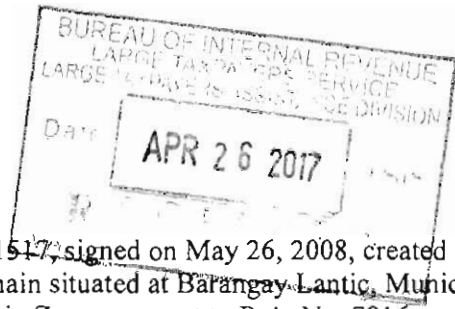
	2016	2015
<b>Land:</b>		
Sta. Cruz property held for capital appreciation	<b>₱359,631,580</b>	₱359,631,580
Sta. Cruz property held for lease	<b>238,168,692</b>	238,168,692
Carmona property (Note 15)	<b>109,750,785</b>	109,750,785
Undivided interest in a parcel of land in Batangas	<b>56,723,976</b>	56,723,976
	<b>764,275,033</b>	764,275,033
<b>Building:</b>		
Developed office units (Note 10)	<b>187,651,508</b>	198,076,593
Retail development area (Note 10)	<b>34,002,849</b>	36,004,389
	<b>221,654,357</b>	234,080,982
	<b>₱985,929,390</b>	₱998,356,015

The movements in the carrying amount of investment properties are shown below:

	2016		
	Land	Building	Total
<b>Cost</b>	<b>₱764,275,033</b>	<b>₱310,665,629</b>	<b>₱1,074,940,662</b>
<b>Accumulated Depreciation</b>			
Balance at beginning of year	-	76,584,647	76,584,647
Depreciation (Notes 17 and 19)	-	12,426,625	12,426,625
Balance at end of year	-	89,011,272	89,011,272
<b>Net Book Value</b>	<b>₱764,275,033</b>	<b>₱221,654,357</b>	<b>₱985,929,390</b>
	2015		
	Land	Building	Total
<b>Cost</b>	<b>₱764,275,033</b>	<b>₱310,665,629</b>	<b>₱1,074,940,662</b>
<b>Accumulated Depreciation</b>			
Balance at beginning of year	-	64,158,022	64,158,022
Depreciation (Notes 17 and 19)	-	12,426,625	12,426,625
Balance at end of year	-	76,584,647	76,584,647
<b>Net Book Value</b>	<b>₱764,275,033</b>	<b>₱234,080,982</b>	<b>₱998,356,015</b>

Depreciation amounting to ₱12.4 million for the period ended December 31, 2016 and 2015, are included as part of "Cost of rental services" (see Note 17). Direct operating expenses related to the investment properties amounted to ₱0.1 million in 2016 and 2015.





Philippine Economic Zone Authority (PEZA) zones

*Carmona Property.* Presidential Proclamation No. 1517, signed on May 26, 2008, created and designated several parcels of land of the private domain situated at Barangay Latic, Municipality of Carmona, Province of Cavite as Tourism Economic Zone pursuant to R.A. No. 7916 as amended by R.A. No. 8748.

The registration as an Econozone Developer/Operator shall entitle the Company to establish, develop, construct, administer, manage and operate a Special Economic Zone to be known as San Lazaro Leisure and Business Park (SLLBP) with an area of 542,294 square meters.

*Sta. Cruz Property.* Presidential Proclamation No. 1727, dated February 13, 2009, created and designated several parcels of land owned by the Company at the site of the former San Lazaro race track in Sta. Cruz, Manila consisting of 74,244 square meters, as a tourism economic zone with information technology component and to be known as the San Lazaro Tourism and Business Park.

Pursuant to the proclamation, the Company and the PEZA signed the Registration Agreement to entitle the Company to develop and operate the aforementioned special economic zone on February 29, 2009. A certificate of registration was thereafter issued.

Sta. Cruz Property - Held for Lease

On March 26, 2007, the Company entered into a JDA with ALI (amended and supplemented on July 18, 2007) for the construction, financing, development and operation of a building complex on the parcel of land located at Sta. Cruz, Manila. The Building Complex shall consist of two office buildings with a retail development area to primarily cater business process outsourcing companies.

Under the JDA, the Company agreed to contribute the necessary cash to fully finance the construction and development of the retail development area and its corresponding share (30%) of the development of the office units. In return for their respective contributions, the parties will distribute and allocate the developed units among themselves. As of December 31, 2016 and 2015, the Company's contribution to the JDA amounting to ₱310.7 million is presented as the cost of "Building" under "Investment properties" account in the parent statements of financial position.

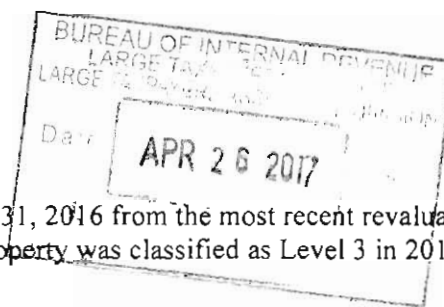
On December 12, 2008, the Company and ALI executed a Deed of Partition for the distribution and allocation of the developed units. The entire retail development area and the appurtenant parking lots were allocated to the Company in return for its contribution for the construction and development of the said area. For the Company's contribution in the construction and development of the office building, the Company was allocated with developed office building with gross leasable area of 5,793 square meters located at various floors and the appurtenant parking lots. In 2016 and 2015, rental income amounted to ₱15.4 million and ₱13.1 million, respectively.

Undepreciated capitalized interest relating to the Building Complex as of December 31, 2016 and 2015 amounted to ₱5.7 million and ₱6.1 million, respectively.

Fair Market Values

As of December 31, 2016, the aggregate fair value of the Company's investment properties amounted to ₱8.7 billion. Fair values of the Carmona property, Sta. Cruz properties and the building as of August 5, 2016 and August 10, 2016 have been determined based on valuation performed by independent professional appraisers using replacement cost approach method and market data approach method. Management believes that there are no material changes in fair





value on these investment properties as of December 31, 2016 from the most recent revaluations performed by independent appraisers. Investment property was classified as Level 3 in 2016 and 2015 as to the qualification of fair value hierarchy.

#### 14. Other Noncurrent Assets

This account consists of:

	2016	2015
Franchise fee (see Note 1)	₱10,796,839	₱12,590,839
Deferred input VAT	9,290,729	9,512,949
Deposits	9,064,990	8,619,765
Others	236,428	236,428
	<b>₱29,388,986</b>	<b>₱30,959,981</b>

##### Franchise Fee

Movements in the carrying amounts of franchise fee are shown below:

	2016	2015
Acquisition cost	₱44,850,000	₱44,850,000
Accumulated amortization:		
Balance at beginning of year	32,259,161	30,465,161
Amortization for the year (see Note 17)	1,794,000	1,794,000
Balance at end of year	34,053,161	32,259,161
	<b>₱10,796,839</b>	<b>₱12,590,839</b>

Franchise fee has remaining amortization period of 6 years as of December 31, 2016.

#### 15. Short-term Loans and Borrowings

As of December 31, 2016 and 2015, outstanding balance of short-term loans and borrowings amounted to ₱80.0 million and ₱39.0 million, respectively. These loans were obtained for working capital requirements and bear average interest of 3.0% and 3.5% in 2016 and 2015, respectively. The promissory notes covering these loans have terms of one year or less and are renewed upon maturity.

In 2016, the Company acquired new short-term loans amounting to ₱88.0 million. These loans are secured by real estate mortgages on Carmona property with carrying value of ₱216.0 million as of December 31, 2016.


Short-term loans amounting to ₱47.0 million and ₱35.4 million were paid in 2016 and 2015, respectively.

Interest expense on short-term loans amounted to ₱2.3 million and ₱1.9 million in 2016 and 2015, respectively (see Note 23).

There were no long-term loans acquired in 2016. Long-term loans were fully paid in 2015. Interest expense on long-term loans amounted to nil and ₱0.4 million in 2016 and 2015, respectively (see Note 23).







**16. Accounts Payable and Other Liabilities**

This account consists of:

	2016	2015
Due to RALI (Note 12)	<b>₱89,900,000</b>	₱89,900,000
Accounts payable	<b>75,509,689</b>	76,665,700
Cash bond on OTB operators	<b>28,529,268</b>	30,398,961
Documentary stamps payable	<b>20,647,935</b>	22,354,124
Trade payable and buyers' deposits	<b>10,379,338</b>	5,888,432
Due to concessionaires	<b>9,579,415</b>	8,619,334
Unclaimed winnings	<b>8,324,579</b>	5,621,469
Accrued expenses	<b>8,047,147</b>	11,150,044
Due to contractors	<b>7,083,538</b>	7,083,538
Taxes on winnings	<b>4,979,896</b>	6,576,083
Dividends payable (Note 27)	<b>4,341,602</b>	3,590,898
VAT payable	<b>2,272,339</b>	1,095,862
Retention payable	<b>1,960,343</b>	2,211,943
Due to OTB operators	<b>1,808,509</b>	1,983,749
Withholding taxes payable	<b>1,569,217</b>	2,223,929
Due to horse owners	<b>1,378,580</b>	1,238,769
Provision for probable losses (Note 29)	-	13,135,947
Others	<b>12,115,275</b>	12,070,513
	<b>₱288,426,670</b>	₱301,809,295


Accounts payable are noninterest-bearing and are normally settled within the next financial year.

Trade payable and buyers' deposits represent cash received by the Company from real estate sales where the criterion of full accrual method on revenue recognition is not satisfied as of reporting period.

Accrued expenses include normal and recurring expenses incurred by the Company and will be utilized in the next financial year.

Cash bond on OTB operators, documentary stamp payable, unclaimed winnings, due to concessionaire, due to contractors, taxes on winnings, VAT payable, retention payable, due to OTB operator and due to horse owners are payable within the next calendar year.





17. Cost of Sales and Services

Cost of club races consists of:


	2016	2015
Personnel costs (Note 20)	P52,157,866	P52,318,151
Depreciation (Notes 12 and 19)	39,173,091	38,200,787
Commission	19,374,126	21,043,268
Utilities	17,565,093	21,127,337
Transportation and travel	6,716,499	7,308,208
Contracted services	4,850,812	4,703,036
Meetings and conferences	3,553,408	2,953,576
Repairs and maintenance	3,417,993	2,446,007
Rent (Note 29)	2,768,240	4,142,214
Security services	2,067,864	1,790,698
Gas, fuel and oil	1,820,590	1,286,808
Amortization of franchise fee (Note 14)	1,794,000	1,794,000
Supplies	1,426,712	3,918,577
Software license	1,399,763	3,178,613
Taxes and licenses	929,895	1,293,589
Others	8,375,067	7,607,007
	<b>P167,391,019</b>	<b>P175,111,876</b>

Cost of real estate sold amounted to P12.4 million and P1.0 million in 2016 and 2015, respectively (Note 8).

Cost of rental services consists of:

	2016	2015
Depreciation (Notes 12, 13 and 19)	P20,401,946	P20,269,134
Utilities	9,767,528	11,878,061
Meetings and conferences	6,142,331	6,129,034
Contracted services	4,410,255	4,181,523
Personnel costs (Note 20)	3,183,738	2,923,951
Rent (Note 29)	2,619,677	2,164,512
Repairs and maintenance	1,939,274	2,183,892
Security services	1,703,955	1,714,771
Franchise tax – gaming	1,324,861	1,404,724
Travel and transportation	233,542	54,141
Others	1,813,400	808,919
	<b>P53,540,507</b>	<b>P53,712,662</b>





Cost of food and beverages consists of:

	2016	2015
Purchased stocks	₱6,067,167	₱6,561,429
Utilities	4,272,947	2,405,963
Contracted services	4,265,731	4,048,458
Personnel cost (Note 20)	1,465,083	1,988,168
Meetings and conferences	785,919	1,060,192
Depreciation (Notes 12 and 19)	393,740	454,791
Supplies	223,124	124,080
Communication	191,787	172,190
Repairs	118,835	1,119,074
Semi-expendable equipment	118,880	256,241
Others	975,530	1,134,303
	<b>₱18,878,743</b>	<b>₱19,324,889</b>

Others include individually insignificant items.

#### 18. General and Administrative Expenses

This account consists of:

	2016	2015
Personnel costs (Note 20)	₱66,025,987	₱63,599,216
Depreciation (Notes 12 and 19)	15,218,691	14,215,090
Contracted services	13,707,990	12,399,938
Provision for doubtful accounts (Note 7)	13,481,405	13,093,137
Utilities	10,931,069	11,190,906
Repairs and maintenance	8,677,080	6,985,461
Rent (Note 29)	7,902,892	7,910,445
Meetings and conferences	7,203,409	6,861,926
Professional fees	7,101,815	12,637,684
Security services	6,810,480	4,099,370
Gas, fuel and oil	4,215,366	7,304,995
Transportation and travel	3,818,090	3,421,543
Taxes and licenses	1,951,381	1,786,431
Entertainment, amusement and recreation	1,664,356	1,976,390
Supplies	1,415,916	1,529,603
Insurance	950,881	1,326,651
Directors' fee	919,500	1,044,000
Membership dues	887,739	1,058,473
Advertising	439,916	1,484,720
Others	7,653,949	8,228,085
	<b>₱180,977,912</b>	<b>₱182,154,064</b>





**19. Depreciation**

This account consists of:

	2016	2015
Cost of club races (Notes 12 and 17)	P39,173,091	P38,200,787
Cost of rental services (Notes 12, 13 and 17)	20,401,946	20,269,134
General and administrative expenses (Notes 12 and 18)	15,218,691	14,215,090
Cost of food and beverages (Notes 12 and 17)	393,740	454,791
	<b>P75,187,468</b>	<b>P73,139,802</b>

**20. Personnel Costs**

This account consists of:

	2016	2015
Salaries and wages	P101,785,737	P100,650,927
Retirement benefits costs (see Note 21)	9,129,671	8,646,931
Other employee benefits	11,917,266	11,531,628
	<b>P122,832,674</b>	<b>P120,829,486</b>

**21. Retirement Benefits Costs**

The Company has four tax-qualified, funded, noncontributory retirement plans covering both regular permanent and race day operation employees. The retirement plans provide for benefits on retirement, death and disability equivalent to a certain percentage of salary for every year of service based on the final monthly salary of the employee at the time of retirement, death or disability. An independent actuary, using the projected unit credit method, conducted the actuarial valuation of the fund. The latest actuarial valuation reports are as of December 31, 2016.

The details of the retirement benefits costs are as follows:

	2016	2015
Current service costs	P6,057,113	P6,189,686
Interest costs - net of interest income	2,299,051	2,457,245
Past service costs - plan amendment	773,507	-
	<b>P9,129,671</b>	<b>P8,646,931</b>

The components of remeasurements in the statements of comprehensive income are as follows:

	2016	2015
Actuarial loss (gain) in defined benefit obligation	(P5,669,926)	(P2,190,324)
Remeasurement loss in plan assets	2,080,391	1,509,502
	(3,589,535)	(680,822)
Less tax effect	(1,076,860)	(204,247)
	<b>(P2,512,675)</b>	<b>(P476,575)</b>





The details of accrued retirement benefits as of are as follows:

	2016	2015
Defined benefit obligation	₱82,671,995	₱77,267,484
Fair value of plan assets	(38,636,219)	(38,285,254)
	<b>₱44,035,776</b>	<b>₱38,982,230</b>

Movements in the accrued retirement benefits are as follows:

	2016	2015
Balance at beginning of year	₱38,982,230	₱42,512,894
Net retirement benefits costs for the year	9,129,671	8,646,931
Contributions for the year	(486,590)	(11,496,773)
Defined benefit income recognized in OCI	(3,589,535)	(680,822)
Balance at end of year	<b>₱44,035,776</b>	<b>₱38,982,230</b>

Changes in present value of defined benefit obligation are as follows:


	2016	2015
Defined benefit obligation at beginning of year	₱77,267,484	₱75,474,088
Current service costs	6,057,113	6,189,686
Interest costs	4,829,218	4,362,402
Past service cost	773,507	-
Actuarial loss (gain) due to:		
Change in financial assumptions	1,095,432	(1,253,639)
Experience adjustments	(6,703,680)	(935,617)
Change in demographic assumptions	(61,678)	(1,068)
Benefits paid	(585,401)	(6,568,368)
Defined benefit obligation at end of year	<b>₱82,671,995</b>	<b>₱77,267,484</b>

The movements in fair value of plan assets are as follows:

	2016	2015
Fair value of plan assets at beginning of year	₱38,285,254	₱32,961,194
Interest income	2,530,167	1,905,157
Contributions	486,590	11,496,773
Actuarial loss	(2,080,391)	(1,509,502)
Benefits paid	(585,401)	(6,568,368)
Fair value of plan assets at end of year	<b>₱38,636,219</b>	<b>₱38,285,254</b>
Actual return on plan assets	<b>₱449,776</b>	<b>₱395,655</b>

The plan assets of the Company are being held by its trustee banks. The investing decisions of the plan are made by the authorized officers of the Company.





The following table presents the carrying amounts and fair values of the combined assets of the plan less liabilities:

	2016	2015
Cash and cash equivalents	₱4,622,944	₱4,025,980
Investment in unit investment trust fund	13,101,924	7,840,192
Investment in government securities	19,079,491	21,967,957
Others	2,307,298	4,932,186
	<b>39,111,657</b>	<b>38,766,315</b>
Liabilities	(475,438)	(481,061)
	<b>₱38,636,219</b>	<b>₱38,285,254</b>

The plan assets' carrying amount approximates its fair value since these are either short-term in nature or mark-to-market. The plan assets consist of the following:

- Cash and cash equivalents, which includes regular savings and time deposits;
- Investments in corporate debt instruments, consisting of both short-term and long-term corporate loans, notes and bonds, which bears interest rates ranging from 2.5% to 8.5% and have maturities from 2017 to 2031; and
- AFS financial assets consist of investments in government securities.

The carrying amounts of investments in government securities also approximate their fair values since they are mark-to-market.

- Other financial assets held by the plan are primarily accrued interest income on cash deposits and debt securities held by the plan; and
- Liabilities of the plan pertain to trust fee payable and retirement benefits payable.
- 


The principal assumptions used in determining retirement benefits costs of the Company as of December 31 are as follows:

	2016	2015
Discount rates	5.68%	6.25%
Expected rate of salary increase		
Monthly employees	3.50%	4.00%
Race day employees	4.00%	4.00%

The sensitivity analysis below has been determined based on reasonably possible changes of each significant assumption on the defined benefit obligation as of the end of the reporting period, assuming all other assumptions were held constant. Established on historical data, the behavior in error of the standard deviation is within the range:

	Effect on Net Retirement Liability		
	Increase (decrease)	2016	2015
Discount rate	+1.00%	(₱4,693,511)	(₱2,467,679)
	-1.00%	5,326,282	2,745,803
Salary increase rate	+1.00%	5,079,249	2,444,585
	-1.00%	(4,571,443)	(2,249,893)





The weighted average duration of the defined benefit obligation as of December 31, 2016 and 2015 are 6.4 and 5.7 years, respectively.

Shown below are the expected future benefit payments as of December 31, 2016 and 2015, respectively:

	2016	2015
Less than 1 year	₱20,164,043	₱13,813,061
More than 1 year to 5 years	31,580,630	15,807,390
More than 5 years to 10 years	46,672,109	38,862,367
Over 10 years	161,982,592	114,269,065

## 22. Interest Income

Interest income related to:

	2016	2015
Real estate receivables (Note 7)	₱7,884,098	₱2,598,375
Receivable from third parties (Note 7)	2,087,197	-
Loans and advances to officers and employees (Note 7)	616,727	211,148
Cash and cash equivalents (Note 6)	547,405	1,989,376
AFS financial assets (Note 11)	351,217	182,347
	<b>₱11,486,644</b>	<b>₱4,981,246</b>

## 23. Finance Costs

Interest expense related to:

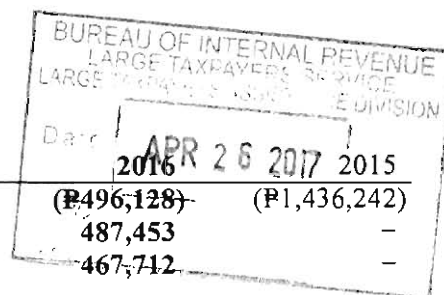
	2016	2015
Short-term loans (see Note 15)	₱2,264,387	₱1,940,073
Bank charges and others	69,650	52,413
Long-term loans (see Note 15)	-	385,494
	<b>₱2,334,037</b>	<b>₱2,377,980</b>

## 24. Other Income - net

	2016	2015
Dividend income from ALI (Note 10)	₱25,336,438	₱21,364,001
Gain on reversal of provision for probable losses (Note 29)	13,135,947	-
Tenant's reimbursements	4,378,979	2,788,823
Income from advertisement campaign	3,587,638	2,409,600
Parking fees	3,258,631	229,048
Income due to cancellation	2,773,254	1,208,089
Impairment loss on AFS financial assets (Note 11)	(1,983,500)	-

(Forward)





Loss on receivable write-off (Note 7)	(P496,128)	(P1,436,242)
Income from Mega Sports World (MSW)	487,453	-
Gain on sale of property	467,712	-
Dividend income from AFS financial assets (Note 11)	451,750	350,485
Gain on sale of AFS financial assets (Note 11)	364,020	2,582,792
Foreign exchange loss - net	(191,722)	(95,562)
Service Income	-	13,876,881
Others - net	1,360,059	4,674,073
	<b>P52,930,531</b>	<b>P47,951,988</b>

Tenant's reimbursements refer to the payment of utility charges by tenants of the Building Complex at Sta. Cruz, Manila which the Company records as income when collected, net of remittances to SLBPO.

Income from advertising campaign pertains to advertising placement rights granted by the Company to third parties. Service income pertains to technical services rendered by the Company to MMTC. Others include various individually insignificant items of income and expenses.

## 25. Income Tax


a. The components of the Company's net deferred tax liabilities are as follows:

	2016	2015
Deferred tax assets on:		
Accrued retirement benefits	P13,210,733	P11,694,669
Allowance for doubtful accounts	11,256,742	7,318,906
Advance rentals and non-refundable deposits	2,873,824	-
Unamortized past service cost	1,961,562	2,288,622
Provision for inventory write-down	435,297	435,841
Allowance for impairment on investment in associate	300,000	300,000
PAS 17 adjustment on rent expense	484,946	-
PAS 17 adjustment on rent income	220,442	187,179
Unearned income	164,797	635,233
Impairment loss on AFS	141,000	-
Unrealized foreign exchange loss - net	57,517	25,636
Unrecognized MCIT	-	3,952,823
Unrecognized NOLCO	-	3,506,815
	<b>31,106,860</b>	<b>30,345,724</b>
Deferred tax liabilities on:		
Unrealized gain from real estate transactions	(57,828,697)	(51,845,496)
Undepreciated capitalized borrowing costs	(12,353,556)	(13,297,122)
PAS 17 adjustment on rent expense	-	(1,037,494)
Deferred tax liabilities on (recognized directly in other comprehensive income):		
Unrealized deemed cost adjustment on real estate properties*	(189,643,141)	(192,790,473)
	<b>(259,825,394)</b>	<b>(258,970,585)</b>
Net deferred tax liabilities	<b>(P228,718,534)</b>	<b>(P228,624,861)</b>

\* Reversal of deferred tax liabilities is through profit or loss, except for investment properties (see Note 27).







b. The provision for current tax consists of the following:

	2016	2015
RCIT	P9,559,639	P3,952,823
Final tax on interest income	215,312	395,850
	<b>P9,774,951</b>	<b>P4,348,673</b>

c. The Company's NOLCO on which DTA were recognized and which is available for deduction against future taxable income are as follows:

Year Incurred	Amount	Incurred	Applied	Ending Balance	Available Until
2015	P11,689,383	P-	P-	P11,689,383	2018
2016	-	-	11,689,383	(11,689,383)	2019
	<b>P11,689,383</b>	<b>P-</b>	<b>P11,689,383</b>	<b>P-</b>	


d. The Company's MCIT on which DTA were recognized and which can be applied against future income tax due are as follows:

Year Incurred	Amount	Incurred	Applied	Ending Balance	Available Until
2015	P3,952,823	P-	P-	P3,952,823	2018
2016	-	-	3,952,823	(3,952,823)	2019
	<b>P3,952,823</b>	<b>P-</b>	<b>P3,952,823</b>	<b>P-</b>	

e. The reconciliation of the Company's provision for (benefit from) income tax at statutory tax rate to the provision for (benefit from) income tax shown in the parent company statements of comprehensive income is as follows:

	2016	2015
Provision for (benefit from) income tax at statutory rate	<b>P9,083,543</b>	(P9,806,350)
Additions to (reductions in) income tax resulting from tax effects of:		
Nontaxable income	(7,703,598)	(7,289,184)
MCIT applied	3,952,823	-
Nondeductible expenses	3,548,858	3,960,341
Interest income subjected to final tax	(89,862)	(198,938)
Provision for (benefit from) income tax	<b>P8,791,764</b>	<b>(P13,334,131)</b>





26. Related Party Transactions

Transactions between related parties are on an arm's-length basis or on terms similar to those offered to non-related entities in an economically comparable market. The following are the transactions with related parties:


- a. Advances from/to subsidiaries, associate, SPE and stockholder:

Nature	Amount		Receivable/(Payable)		Terms	Conditions
	2016	2015	2016	2015		
<b>Subsidiaries:</b>						
NVTL	Advances <sup>1</sup>	₱915,853	₱2,518,874	₱3,434,727	₱2,518,874	Non-interest bearing Unsecured, no impairment
	Payable	-	492,889	(2,570,715)	(2,570,715)	Non-interest bearing Unsecured, no impairment
SLLPHI	Advances <sup>1</sup>	8,833	8,333	18,166	9,333	Non-interest bearing Unsecured, no impairment
MFC	Advances <sup>1</sup>	102,500	-	102,500	-	Non-interest bearing Unsecured, no impairment
Biohitech	Advances <sup>1</sup>	8,833	8,333	18,166	9,333	Non-interest bearing Unsecured, impaired
MCI	Advances <sup>1</sup>	11,631,394	12,566,687	25,339,497	13,708,103	Non-interest bearing Unsecured, impaired
	Payables	6,266,288	143,103	(6,409,391)	(143,103)	Non-interest bearing Unsecured, impaired
Gametime	Advances <sup>1</sup>	13,682,052	4,529,993	20,968,171	7,286,119	Non-interest bearing Unsecured, impaired
	Share in expenses	1,285,713	-	(1,285,713)	-	Non-interest bearing Unsecured, impaired
	Wagers <sup>1</sup>	4,934,131	-	4,934,131	-	Non-interest bearing Unsecured, impaired
	Receivables <sup>1</sup>	35,750	-	35,750	-	Non-interest bearing Unsecured, impaired
	Deposits	607,179	-	(607,179)	-	Non-interest bearing Unsecured, impaired
	Winnings	3,944,458	-	(3,944,458)	-	Non-interest bearing Unsecured, impaired
Hi-tech Apo Reef World Resorts Inc	Advances <sup>1</sup>	-	208,795	208,795	208,795	Non-interest bearing Unsecured, impaired
	Advances <sup>1</sup>	1,450,421	-	1,450,421	-	Non-interest bearing Unsecured, impaired
<b>Associates:</b>						
Techsystems	Advances <sup>1</sup>	8,833	8,333	18,166	9,333	Non-interest bearing Unsecured, no impairment
MIC	Advances <sup>1</sup>	873,851	2,028,930	4,980,943	4,107,091	Non-interest bearing Unsecured, no impairment
<b>Affiliate:</b>						
Arco Management and Development Corporation (AMDC)	Lease of office space	11,431,401	6,884,042	-	-	Non-interest bearing Unsecured, no impairment

<sup>1</sup>Included in the "Receivables" account (see Note 7).

- b. Compensation of key management personnel of the Company amounted to ₱62.2 million and ₱65.3 million in 2016 and 2015, respectively. The Company has no standard arrangement with regard to the remuneration of its directors. In 2016 and 2015, the BOD received a total of ₱9.8 million. Advances and loans to officers and employees amounted to ₱8.4 million and ₱6.2 million as of December 31, 2016 and 2015, respectively.





## 27. Equity

### Capital Stock

The details of the Company's capital stock as of December 31, 2016 and 2015 are as follows:

	2016		2015	
	Number of Shares	Amount	Number of Shares	Amount
Common shares - ₱1 par value				
Authorized - 1,000,000,000 shares				
Issued and outstanding (held by 981 and 974 equity holders in 2016 and 2015, respectively)	996,170,748	₱996,170,748	996,170,748	₱996,170,748
	<b>996,170,748</b>	<b>₱996,170,748</b>	<b>996,170,748</b>	<b>₱996,170,748</b>

### Retained Earnings

In accordance with SEC Memorandum Circular No. 11 issued in December 2008, the Parent Company's retained earnings available for dividend declaration as of December 31, 2016 and 2015 amounted to ₱1.1 billion and ₱1.2 billion, respectively.

Retained earnings account is restricted for the payment of dividends to the extent of the cost of shares held in treasury and deemed cost adjustment amounting to ₱442.5 million and ₱449.8 million as of December 31, 2016 and December 31, 2015.

The components of the deemed cost adjustment are as follows:

	2016	2015
Real estate inventories	₱66,069,794	₱76,560,900
Investment properties	566,074,010	566,074,010
Revaluation increment	632,143,804	642,634,910
Deferred income tax liability	(189,643,141)	(192,790,473)
<b>Deemed cost adjustment</b>	<b>₱442,500,663</b>	<b>₱449,844,437</b>

The deemed cost adjustment will be realized through sale for both real estate inventories and land under investment properties. The amount of the deemed cost adjustment and undistributed earnings included in the balance of the unappropriated retained earnings are restricted and not available for dividend declaration.

### Declaration of Dividends

The following are the details of dividends declared in 2016 and 2015:


Type of dividend	Date of Declaration	Date of Record	Dividends per share
<b>Cash</b>	<b>June 30, 2016</b>	<b>June 10, 2016</b>	<b>₱0.05</b>
	March 6, 2015	March 20, 2015	0.05

As of December 31, 2016 and 2015, outstanding dividends payable amounted to ₱4.3 million and ₱3.6 million, respectively (see Note 16).

## 28. Operating Segment Information

The Company's operating businesses are recognized and managed separately according to the nature of the products and services provided. The Company's four reportable operating segments





are the operation and maintenance of race tracks and holding of horse races, the development and sale of real estate properties, rental of stables, building and other facilities, and the food and beverage services provided in its casino and restaurant. No operating segments were aggregated to form these reportable operating segments. There have been no inter-segment sales and transfers. All sales and rendering of services are made to external customers and the Company does not have any major customers.

Management monitors the operating results of its operating segments separately for the purpose of making decisions about resource allocation and performance assessment. Segment performance is evaluated based on net income or loss and is measured consistently with the total comprehensive income in the Company financial statements.

As of December 31, 2016 and 2015, the Company has no transactions between reportable segments. The Company measures the segment net income or loss, segment assets and segment liabilities for each reportable segment in a manner similar to the measurement of the Company's total comprehensive income.

The Company's asset-producing revenues are located in the Philippines (i.e. one geographical location). Therefore, geographical segment information is no longer presented.

Segment Revenue and Expenses

The segment results for the years ended December 31 are as follows:

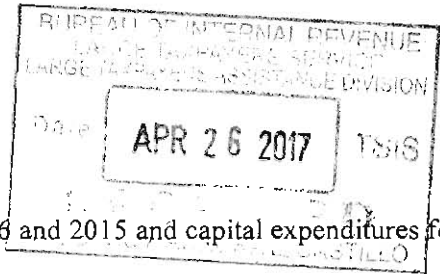
2016						
	Club Races	Real Estate	Rent	Food and Beverage	Unallocated	Total
Segment revenue	P188,544,440	P121,705,673	P115,327,900	P18,711,377	P31,196,639	P475,486,029
Costs and expenses	(167,391,019)	(22,085,335)	(53,540,507)	(18,878,743)	(183,311,949)	(445,207,553)
Income (loss) before income tax	21,153,421	99,620,338	61,787,393	(167,366)	(152,115,310)	30,278,476
Provision for income tax	-	-	-	-	8,791,764	8,791,764
Net income (loss)	P21,153,421	P99,620,338	P61,787,393	(P167,366)	(P160,907,074)	P21,486,712

2015						
	Club Races	Real Estate	Rent	Food and Beverage	Unallocated	Total
Segment revenue	P199,811,373	P49,166,094	P108,527,619	P18,972,040	P28,970,858	P405,447,984
Costs and expenses	(175,111,876)	(12,454,347)	(53,712,661)	(19,324,889)	(177,532,045)	(438,135,818)
Income (loss) before income tax	24,699,497	36,711,747	54,814,958	(352,849)	(148,561,187)	(32,687,834)
Provision for income tax	-	-	-	-	(13,334,131)	(13,334,131)
Net income (loss)	P24,699,497	P36,711,747	P54,814,958	(P352,849)	(P135,227,056)	(P19,353,703)

Finance costs, other income-net and income taxes are not allocated to individual segments as the underlying instruments are managed on a group basis, and are not provided to the chief operating decision maker at the operating segment level in 2016 and 2015.





Segment Assets and Liabilities and Other Information

The segment assets and liabilities as of December 31, 2016 and 2015 and capital expenditures for the years then ended are as follows:

2016						
	Club Races	Real Estate	Rent	Food and Beverage	Unallocated	Total
Assets	₱894,309,981	₱341,055,237	₱526,905,927	₱5,072,262	₱1,533,757,190	₱3,301,100,597
Liabilities	64,299,449	257,274,879	75,095,428	-	319,328,680	715,998,436
Capital expenditures	6,201,624	-	2,011,254.00	-	12,392,977	20,605,855
Depreciation	39,173,091	-	20,401,946	393,740	15,218,691	75,187,468

2015						
	Club Races	Real Estate	Rent	Food and Beverage	Unallocated	Total
Assets	₱919,607,441	₱320,509,238	₱539,713,516	₱3,710,302	₱1,441,560,390	₱3,225,100,887
Liabilities	62,275,801	250,088,560	76,415,780	-	226,449,314	615,229,455
Capital expenditures	2,735,191	-	-	124,971	24,868,734	27,728,896
Depreciation	38,200,787	-	20,269,133	454,791	14,215,091	73,139,802

**29. Commitments and Contingencies**

Commitments

The following are the significant commitments of the Company:

- a. Operating Lease Commitment - the Company as Lessee


On January 1, 2008, the Company renewed its lease agreement with AMDC, an affiliate under common control, for the lease of office space and four parking lots. The lease is for a period of five years starting 2008 and includes an annual escalation rate of 5.0%. The monthly rate of the lease for the year 2012 amounted to ₱385,923. The lease contract expired in December 2012 and the Company renewed its lease agreement with AMDC on February 5, 2013 with a monthly rate of ₱427,550, subject to an annual escalation rate of 5.0%, and will expire in December 31, 2017.

The future minimum lease payments under this operating lease as of December 31 are as follows:

	2016	2015
Within one year	₱6,236,274	₱5,939,308
After one year but not more than five years	-	6,236,274
	₱6,236,274	₱12,175,582

On January 1, 2011, the Company entered into another lease agreement with AMDC for another office space. The lease is for the period of five years starting 2011 and has ended on December 31, 2015. The contract was renewed for another five years from January 1, 2016 to December 31, 2020. The monthly rate of the lease for 2016 is ₱301,403, subject to an annual escalation rate of 5.0%.





The future minimum lease payments under this operating lease as of December 31 are as follows:

Within one year	<b>₱3,797,680</b>	₱3,616,838
After one year but not more than five years	<b>12,570,797</b>	16,368,477
	<b>₱16,368,477</b>	₱19,985,315

b. Operating Lease Commitment with PAGCOR - the Company as Lessor

In 2013, the Company entered into a lease contract for three years commencing on July 10, 2013 with PAGCOR to lease an area of 189.231 square meters for a monthly fixed rental of ₱510.51 per sqm. for its casino and related activities. As of December 31, 2016, the lease contract is still under renewal.

Rent income from PAGCOR amounted to ₱1.2 million in 2016 and 2015.


- c. In October 2013, the Company entered into a lease agreement with PAGCOR to lease 1,427 sqm. property, with modern slot machines, including the rights to a proprietary system of linking and networking the said slot machines in Turf Club Bldg., San Lazaro Leisure Park, Carmona, Cavite. The Company shall receive monthly variable rent equivalent to thirty-five percent (35%) of revenues less winnings/prizes and five (5%) franchise tax. The agreement shall be effective until June 30, 2016. In 2016 and 2015, income from the lease agreement with PAGCOR amounted to ₱26.5 million and ₱28.1 million, respectively.
- d. In 2014, the Company, together with MMTC, entered into an agreement that allows horse racing aficionados from both clubs to place bets on either clubs' race day using the telephone betting (TELEBET) account of the bettor from the other club, provided that the account has a balance upon placing of wagers.

As of December 31, 2016 and 2015, receivables from MMTC amounted to nil and ₱0.7 million, respectively, while payable to MMTC amounted to nil in 2016 and 2015.

e. Claims and Legal Actions

As of December 31, 2016 and 2015, there are pending claims and legal actions against or in favor of the Company arising from the normal course of business, in addition to the matters already mentioned elsewhere in these financial statements. In the opinion of the Company's management and its legal counsel, liabilities arising from these claims, if any, would not have any material effect on the Company and any liability or loss arising therefrom would be taken up when the final resolution of the claims and actions are determined.





Contingencies:

*Unclaimed Dividends on Winnings*

Under PR58D of the *Rules and Regulations on Horse Racing* promulgated by the Philippine Racing Commission (PHILRACOM), the latter claims control over the disposition of unclaimed dividends.

The Company disputed the legality of PR58D in its letters to PHILRACOM dated June 14, 2012 and July 13, 2012. The Company maintained that there is no law authorizing PHILRACOM to determine the proper use or disposition of the unclaimed dividends and PHILRACOM exceed its rule-making authority in issuing PR58D. The Company likewise contended that unclaimed dividends are private funds as these funds are not included in the amounts that are supposed to be remitted to or held by the Company for the government under its charter.

Furthermore, a *Notice* appears in the dorsal portion of the Company's betting tickets which state that winning tickets must be claimed within thirty days from date of purchase, otherwise, the prize shall be forfeited in favor of the Company. This provision is a valid agreement between the Company and the bettor under the principle of autonomy of contracts.

As part of its audit of the PHILRACOM, the Commission on Audit (COA) issued an *Independent Auditor's Report* dated March 27, 2013 wherein COA opined that unclaimed dividends of winning bettors should be forfeited in favor of the government and should form part of the National Treasury. However, in the same report, COA acknowledged the absence of any legislative mandate as regards the disposition of unclaimed dividends. Thus, COA required the PHILRACOM to request for a Declaratory Relief from the Department of Justice to resolve the issue on the nature of unclaimed dividends.

To resolve the foregoing issue, the Company filed a *Petition for Declaratory Relief* on November 6, 2013.

On July 27, 2016, the Regional Trial Court of Bacoor, Cavite granted the petition in favor of the Company. Hence, unclaimed dividends and/or winnings within thirty days were declared to be private funds of the Company. (see Notes 16 and 24).


---

**30. Financial Instruments**

The following tables present the fair value hierarchy of the Company's AFS financial assets, and loans and borrowings:

	2016				
	Carrying Amounts	Fair Value	Quoted Prices in Active Market (Level 1)	Fair value measurement using	
Significant Observable Inputs (Level 2)				Significant Unobservable Inputs (Level 3)	
AFS financial assets	₱12,628,515	₱12,628,515	₱12,628,515	₱-	₱-
Loans and borrowings	80,000,000	80,000,000	-	-	80,000,000
	₱92,628,515	₱92,628,515	₱12,628,515	₱-	₱80,000,000





	2016	2015	Fair value measurement using		
			Quoted Prices in Active Market (Level 1)	Significant Observable Inputs (Level 2)	Significant Unobservable Inputs (Level 3)
AFS financial assets	₱31,309,508	₱31,309,508	₱31,309,508	₱-	₱-
Loans and borrowings	39,000,000	39,000,000	-	-	39,000,000
	₱70,309,508	₱70,309,508	₱31,309,508	₱-	₱39,000,000

As of December 31, 2016 and 2015, the Company's AFS financial assets measured at fair value under the Level 1 hierarchy totaled ₱12.6 million and ₱31.3 million, respectively. There were no financial instruments measured at fair value under the Level 2 and Level 3 hierarchy.

Unquoted AFS shares amounted to ₱0.6 million as of December 31, 2016 and 2015. Carrying amount of these shares is equal to its fair value as at December 31, 2016 and 2015, respectively.

In 2016 and 2015, the carrying value of cash and cash equivalents (except cash on hand), receivables, deposits, accounts payable and other liabilities (except statutory liabilities) and due to related parties approximate their fair value due to the short-term nature of the accounts.

### 31. Financial Risk Management Objectives and Policies

The Company's financial instruments comprise cash and cash equivalents except cash on hand, receivables, AFS financial assets, deposits, accounts payable and other liabilities, interest-bearing loans and borrowings, due to related parties and subscription payable. The main purpose of these financial instruments is to finance the Company's operations.

The main risks arising from the use of these financial instruments include cash flow interest rate risk, equity price risk, foreign currency risk, credit risk and liquidity risk. The Company's BOD reviews and approves the policies for managing these risks and these are summarized below.

#### *Cash flow interest rate risk*

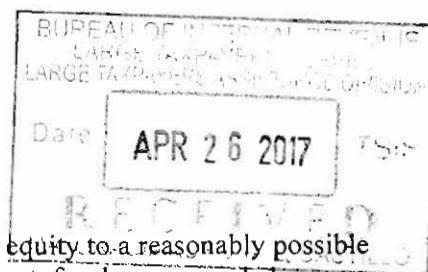
Cash flow interest rate risk is the risk that the future cash flows of a financial instrument will fluctuate because of changes in market interest rates. The Group has no exposure to the risk of changes in market interest rate because the Group's interest-bearing loans and borrowings carry fixed interest rates (see Note 15).

#### *Equity price risk*

Equity price risk is the risk that the fair values of quoted equity securities will fluctuate because of changes in the level of indices and the value of individual stocks. The Company is exposed to equity price risk because of quoted equity investments held by the Company, which are classified in the parent company statements of financial position as AFS financial assets.







The following table demonstrates the sensitivity of the Company's equity to a reasonably possible change in the PSE index (PSEi), with all other variables held constant, for the years ended December 31, 2016 and 2015:

	Increase (decrease) in PSEi	Effect on equity
2016	+14%	₱1,777,757
	-14%	(1,777,757)
2015	+14%	4,309,074
	-14%	(4,309,074)

*Foreign currency risk*

Foreign currency risk is the risk that the fair value or future cash flows from the Company's foreign-currency denominated assets or liabilities may fluctuate due to changes in foreign exchange rates.

The Company's foreign currency risk relates to its foreign currency-denominated cash in banks. To manage this risk, management closely monitors the movements in exchange rates and regularly assesses future foreign exchange rate movements.

The Company's outstanding foreign currency-denominated financial asset pertaining to cash in banks as of December 31 and its Peso equivalent are as follows:

	United States (US) Dollar	Philippine Peso
2016	US\$3,636	₱180,770
2015	US\$6,329	₱297,843

As of December 31, 2016 and 2015, the applicable closing exchange rates were ₱49.72 to US\$1 and ₱47.06 to US\$1, respectively. Net foreign exchange loss amounted to ₱191,722 and ₱95,562 in 2016 and 2015, respectively.

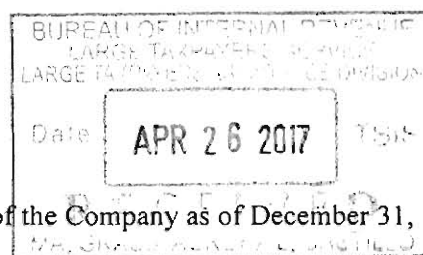
The sensitivity of the Company's income before income tax to a reasonably possible change in the US Dollar exchange rate against the Peso, with all other variables held constant, has no significant effect in the financial statements for the years ended December 31, 2016 and 2015.

*Credit risk*

Credit risk arises because the counterparty may fail to discharge its contractual obligations. The Company transacts only with related parties and recognized and creditworthy third parties. Receivable balances are monitored on an ongoing basis. Further, management intensifies its collection efforts to collect from defaulting third parties.

The Company's policy is to enter into transactions with a diversity of creditworthy parties to mitigate any significant concentrations of credit risk. There is no significant concentration of credit risk in the Company.





The table below shows the maximum exposure to credit risk of the Company as of December 31, 2016 and 2015.

	2016	2015
Loans and receivables:		
Cash and cash equivalents:		
Cash in banks	P95,851,240	P89,944,040
Cash equivalents	24,166,563	28,819,236
	<b>120,017,803</b>	<b>118,763,276</b>
Receivables:		
Real estate receivables**	221,882,204	204,002,832
Due from related parties	61,509,433	31,956,232
Rent receivables – net	9,668,945	7,448,153
Receivables from OTB operators	9,131,135	1,015,825
Advances and loans to officers and employees	8,368,465	6,167,803
Receivable from PAGCOR	6,996,536	8,061,391
Dividends receivable	5,772,409	3,640,837
Advances to suppliers	1,735,093	2,296,102
Receivable from MMTC	–	653,863
Others	17,217,056	3,787,147
	<b>342,281,276</b>	<b>269,030,185</b>
Deposits*	3,375,580	3,375,580
AFS financial assets	13,261,812	31,942,805
	<b>P478,936,471</b>	<b>P423,111,846</b>

\*Inclusive of non-current real estate receivable


\*\* Included in "Other noncurrent assets" in the parent company statements of financial position

The tables below show the credit quality of financial assets as of December 31.

	2016			Total
	Standard Grade	Past Due but Not Individually Impaired	Individually Impaired	
Loans and receivables:				
Cash and cash equivalents				
Cash in banks	P95,851,240	P–	P–	P95,851,240
Cash equivalents	24,166,563	–	–	24,166,563
	<b>120,017,803</b>	<b>–</b>	<b>–</b>	<b>120,017,803</b>
Receivables*				
Real estate receivables	P221,882,204	P–	P22,729,886	P244,612,090
Due from related parties	61,509,433	–	–	61,509,433
Rent receivables	9,668,945	–	1,523,437	11,192,382
Receivables from OTB operators	9,131,135	–	133,304	9,264,439
Advances and loans to officers and employees	8,368,465	–	–	8,368,465
Receivable from PAGCOR	6,996,536	–	–	6,996,536
Dividends receivable	5,772,409	–	–	5,772,409
Advances to suppliers	1,735,093	–	–	1,735,093
Interest receivable	31,731	–	–	31,731

(Forward)





	2016	Past Due but Not Individually Impaired	Individually Impaired	Total
Others	₱17,185,325	₱-	₱9,105,378	₱26,290,703
	342,281,276	-	33,492,005	375,773,281
Deposits**	3,375,580	-	-	3,375,580
AFS financial assets	13,261,812	-	-	13,261,812
	₱478,936,471	₱-	₱33,492,005	₱512,428,476

\* Amounts are exclusive of nonfinancial assets amounting to ₱4.0 million.

\*\* Included in "Other noncurrent assets" account in the parent company statements of financial position

	2015			
	Standard Grade	Past Due but Not Individually Impaired	Individually Impaired	Total
Loans and receivables:				
Cash and cash equivalents				
Cash in banks	₱89,944,040	₱-	₱-	₱89,944,040
Cash equivalents	28,819,236	-	-	28,819,236
	118,763,276	-	-	118,763,276
Receivables*				
Real estate receivables	204,003,033	-	9,587,589	213,590,622
Due from related parties	31,956,232	-	-	31,956,232
Receivable from PAGCOR	8,061,391	-	-	8,061,391
Rent receivables	7,448,153	-	1,805,762	9,253,915
Advances and loans to officers and employees	6,167,803	-	-	6,167,803
Dividends receivable	3,640,837	-	-	3,640,837
Advances for goods and services	2,296,102	-	-	2,296,102
Receivable from OTB operators	1,015,825	-	-	1,015,825
Receivable from MMTC	653,863	-	-	653,863
Interest Receivable	431,488	-	-	₱431,488
Others	3,355,659	-	8,972,534	12,328,193
	269,030,386	-	20,365,885	289,396,271
Deposits**	3,375,580	-	-	3,375,580
AFS financial assets	31,942,805	-	-	31,942,805
	₱423,112,047	₱-	₱20,365,885	₱443,477,932

\* Amounts are exclusive of nonfinancial assets amounting to ₱4.0 million.


\*\* Included in "Other noncurrent assets" account in the parent company statements of financial position.

The credit quality of the financial assets was determined as follows:

*Financial instruments and cash deposits*

Credit risk from balances with banks and financial institutions is managed by the Company's treasury department in accordance with the Company's policy. Investments of surplus funds are made only with approved counterparties and within credit limits assigned to each counterparty. Counterparty credit limits are reviewed by the Company's Board of Directors on an annual basis, and may be updated throughout the year subject to approval of the Company's Finance Committee. The limits are set to minimize the concentration of risks and therefore mitigate financial loss through a counterparty's potential failure to make payments.





*Receivables*

Credit risk from receivables is managed by the Company through an established policy, procedures and control relating to credit risk management of receivables from customers, OTB operators, lessees, related parties and other counterparties.

An impairment analysis is performed at each reporting date. In addition, a large number of minor receivables are grouped into homogenous groups and assessed for impairment collectively. The calculation is based on actual incurred historical data. The maximum exposure to credit risk at the reporting date is the carrying value of each class of financial assets disclosed in Note 7. The Company does not hold collateral as security. The Company evaluates the concentration of risk with respect to trade receivables as low, as its customers are in different industries and none of which holds at least 5.0% of the total receivables.

These receivables have no history of significant default or delinquency in collections but have a reasonable probability of non-collectability.

Past due but not impaired loans and receivables amounted to nil as of December 31, 2016 and 2015.

*Liquidity risk*

The Company monitors and maintains a certain level of cash and cash equivalents to finance the Company's operation, ensure continuity of funding and to mitigate the effect of fluctuations in cash flows. It maintains a balance between continuity of funding and flexibility by regularly evaluating its projected and actual cash flows through the use of bank loans and extension of suppliers' credit terms. The Company maximizes the net cash inflows from operations to finance its working capital requirements.

The tables below summarize the maturity profile of the Company's financial liabilities as of December 31, 2016 and 2015 based on contractual undiscounted payments (principal and interest) and the profile of the financial assets used to manage the Company's liquidity risk.

**December 31, 2016**

	Within 1 year	>1 year to <3 years	3 years to <5 years	5 years and more	Total
Loans and borrowings:					
Bank loans*	P82,400,000	P-	P-	P-	P82,400,000
Accounts payable and other liabilities**	296,760,469	-	-	-	296,760,469
Due to related parties	14,817,457	-	-	-	14,817,457
	<b>P393,977,926</b>	<b>P-</b>	<b>P-</b>	<b>P-</b>	<b>P393,977,926</b>

\*Amounts are inclusive of interest amounting to P2.4 million for December 31, 2016.

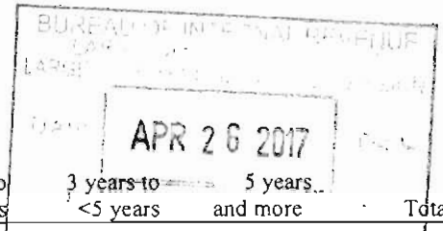
\*\*Amounts are exclusive of nonfinancial liabilities amounting to P51.7 million.

	Within 1 year	>1 year to <3 years	3 years to <5 years	Total
Loans and receivables:				
Cash in banks	P95,851,240	P-	P-	P95,851,240
Cash equivalents	24,166,563	-	-	24,166,563
Receivables*	342,281,276	-	-	342,281,276
Deposits**	-	-	3,375,580	3,375,580
	<b>462,299,079</b>	<b>-</b>	<b>3,375,580</b>	<b>465,674,659</b>
AFS financial assets	12,628,515	-	-	12,628,515
	<b>P474,927,594</b>	<b>P-</b>	<b>P3,375,580</b>	<b>P478,303,174</b>

\*Amounts are exclusive of nonfinancial assets amounting to P4.0 million for December 31, 2016.

\*\*Included in "Other noncurrent assets" in the parent company statements of financial position.





December 31, 2015

	Within 1 year	>1 year to <3 years	3 years to <5 years	5 years and more	Total
Loans and borrowings:					
Bank loans*	P40,365,000	P-	P-	P-	P40,365,000
Accounts payable and other liabilities**	230,975,041	-	-	-	230,975,041
Due to related parties	6,813,071	-	-	-	6,813,071
	<b>P278,153,112</b>	<b>P-</b>	<b>P-</b>	<b>P-</b>	<b>P278,153,112</b>

\*Amounts are inclusive of interest amounting to P1.4 million.  
 \*\*Amounts are exclusive of nonfinancial liabilities amounting to P70.8 million

	Within 1 year	>1 year to <3 years	3 years to <5 years	Total
Loans and receivables:				
Cash in banks	P89,944,040	P-	P-	P89,944,040
Cash equivalents	28,819,236	-	-	28,819,236
Receivables*	269,030,385	-	-	269,030,385
Deposits**	-	-	3,375,580	3,375,580
	387,793,661	-	3,375,580	391,169,241
AFS financial assets	31,309,508	-	-	31,309,508
	<b>P419,103,169</b>	<b>P-</b>	<b>P3,375,580</b>	<b>P422,478,749</b>

\*Amounts are exclusive of nonfinancial assets amounting to P4.0 million.  
 \*\*Included in "Other noncurrent assets" in the parent company statements of financial position.

### 32. Capital Management


The Company maintains a capital base to cover risks inherent in the business. The Company manages its capital structure and makes adjustments to it in light of changes in economic conditions and the risk characteristics of its activities. In order to maintain or adjust the capital structure, the Company may adjust the amount of dividend payments to shareholders, return capital to shareholders or issue capital securities.

The following table summarizes the total capital considered by the Company:

	2016	2015
Capital stock	<b>P996,170,748</b>	P996,170,748
Net cumulative changes in fair values of AFS financial assets	<b>4,962,621</b>	3,923,214
Remeasurement on retirement benefits	<b>24,133,722</b>	21,621,047
Retained earnings	<b>1,559,842,166</b>	1,588,163,519
Treasury shares	<b>(7,096)</b>	(7,096)
	<b>P2,585,102,161</b>	<b>P2,609,871,432</b>

No changes were made in the objectives, policies and processes from the previous years.





**33. Basic/Diluted EPS**

Basic/diluted EPS were computed as follows:

	2016	2015
Net income (Loss)	P21,486,712	(P19,353,703)
Divided by weighted average number of outstanding common shares	996,170,748	996,170,748
Basic/diluted earnings (loss) per share	P0.0216	(P0.0194)

The Company does not have potential dilutive common shares as of December 31, 2016 and 2015. Therefore, the basic and diluted earnings per share are the same as of those dates.

Weighted average number of outstanding common shares is restated to reflect the effect of stock dividends declared in 2014 (see Note 27).

**34. Other Matters**

On April 4, 2014, a MOA was executed between the Company and the Philippine Football Federation, Inc. (“PFF”) to jointly develop a football complex on a portion of Company’s SLLBP in Carmona, Cavite. This is in consonance with the Company’s over-all plan to develop SLLBP into a leisure, gaming and entertainment hub.

The football complex shall consist of a pitch of Federacion Internationale de Football Association (“FIFA”) two star international standards, a training center and other football support facilities. It is envisioned to be the site of national and international matches and friendlies sanctioned by the FIFA, ASEAN Football Federation (“AFF”) and Asian Football Confederation (“AFC”).

PFF is responsible for the governance, development and promotion of football in the Philippines and the sole controlling body of all provincial football associations. It is a regular member of FIFA, AFF, AFC and the Philippine Olympic Committee.


**35. Supplementary Information Required Under Revenue Regulations (RR) 15-2010**

In compliance with the requirements set forth by RR 15-2010, hereunder are the information on taxes and license fees paid or accrued during the taxable year 2016.

a. Details of the Company’s gross receipts, output VAT and input VAT accounts are as follows:

	Gross Receipts	Output VAT
Taxable sales	P310,314,176	P37,237,701
Zero - rated sales	33,121,320	-
Exempt sales	1,361,313	-
	P344,796,809	P37,237,701





The amount of VAT input taxes claimed are broken down as follows:

Balance at the beginning of the year	
Current year's purchases:	
Domestic Purchases of Services	12,829,621
Domestic Purchases of Goods Other than Capital Goods not subject to amortization	3,617,276
Importation of Goods Other than Capital Goods	1,034,196
Services Rendered by Non-residents	1,155,777
Purchase of Capital Goods exceeding ₱1.0 million	2,022,472
Purchase of Capital Goods not exceeding ₱1.0 million	510,004
Input tax used for the year	20,488,086
<u>Balance at the end of the year</u>	<u>₱1,193,605</u>

b. In 2016, the Company paid VAT amounting to ₱15,573,138 including 2015 VAT payable of ₱1,095,862.

c. Documentary stamp taxes (DST) paid/accrued by the Company are shown below:


Loan instruments	₱542,315
Sale for races	270,826,088
	<u>₱271,368,403</u>

The ₱0.5 million includes accrual of ₱0.1 million while the ₱270.8 million includes accrual of ₱20.5 million for December 31, 2016.

d. Other taxes and licenses:

National:	
BIR annual registration	₱27,513
Local:	
Mayor's permit	842,592
Racing permit	401,634
Barangay clearance	14,015
Community tax certificate	10,500
Sanitary permit	6,750
Annual inspection fee	530
Others:	
Annual license	425,294
DST on bank loan renewal	354,438
Annual listing fee (SEC)	253,000
Philracom & GAB licenses	101,611
Real property tax	83,861
Registration of vehicles	39,158
Annual water charges	10,022
Others	310,458
	<u>₱2,881,376</u>





e. The amount of withholding taxes paid/accrued for the year amounted to:

Withholding taxes on compensation	10,187,860
Expanded withholding taxes	6,474,490
Final withholding income tax	3,765,763
Value-added tax and other percentage tax	1,155,777
Fringe benefit tax	307,217
	<hr/>
	<b>P21,891,107</b>





**MANILA JOCKEY CLUB, INC.**  
**INDEX TO CONSOLIDATED FINANCIAL STATEMENTS AND**  
**SUPPLEMENTARY SCHEDULES**

<b>Consolidated Financial Statements</b>	<b>Page Number</b>
Statement of Management’s Responsibility for Consolidated Financial Statements	F1
Independent Auditor’s Report	F2
Consolidated Statements of Financial Position as of December 31, 2016 and 2015	F3
Consolidated Statements of Comprehensive Income (Loss) for Years Ended December 31, 2016, 2015 and 2014	F4
Consolidated Statements of Changes in Equity for Years Ended December 31, 2016, 2015 and 2014	F5
Consolidated Statements of Cash Flows for Years Ended December 31, 2016, 2015 and 2014	F6
Notes to Consolidated Financial Statements	F7
<b>Supplementary Schedules</b>	
Independent Auditor’s Report on Supplementary Schedules	S1
A. Marketable Securities	S2
B. Amounts Receivable from Directors, Officers, Employees, Related Parties and Principal Stockholders (Other than Affiliates)	S3
C. Amounts Receivable from Related Parties which are eliminated during the Consolidation of Financial Statements	S4
D. Intangible Assets – Other Assets	S5
E. Long-term Debt	S6
F. Indebtedness to Affiliates and Related Parties (Long-term Loans from Related Companies)	S7
G. Guarantees of Securities of Other Issuers	S8
H. Capital Stock	S9
I. Amounts Payable to Related Parties which are Eliminated during the Consolidation of Financial Statements	S10
J. Parent Company Retained Earnings Available for Dividend Declaration	S11
K. Map of Subsidiaries	S12
L. List of Effective Standards (PFRS) and Interpretations	S13
M. Financial Soundness Indicators	S14



# MANILA JOCKEY CLUB, INC.

RACING SINCE 1867

April 12, 2017

## STATEMENT OF MANAGEMENT'S RESPONSIBILITY FOR CONSOLIDATED FINANCIAL STATEMENTS

The management of **MANILA JOCKEY CLUB, INC.** is responsible for the preparation and fair presentation of the consolidated financial statements including the schedules attached therein, as of **December 31, 2016 and 2015** and for the years ended **December 31, 2016, 2015 and 2014**, in accordance with the prescribed financial reporting framework indicated therein, and for such internal control as management determines is necessary to enable the preparation of financial statements that are free from material misstatement, whether due to fraud or error.

In preparing the financial statements, management is responsible for assessing the Company's ability to continue as a going concern, disclosing, as applicable matters related to the going concern and using the going concern basis of accounting unless management either intends to liquidate the Company or to cease operations, or has no realistic alternative but to do so.

The Board of Directors is responsible for overseeing the Company's financial reporting process.

The Board of Directors reviews and approves the consolidated financial statements including the schedules attached therein, and submits the same to the stockholders.

SyCip Gorres Velayo & Co., the independent auditor appointed by the stockholders, has audited the consolidated financial statements of the company in accordance with Philippine Standards on Auditing, and in its report to the stockholders, has expressed its opinion on the fairness of presentation upon completion of such audit.

**Alfonso R. Reyno, Jr.**  
Chairman and CEO

**Alfonso G. Reyno III**  
President and COO

**Nestor N. Ubalde**  
Chief Finance Officer

SUBSCRIBED AND SWORN to before me this 12 day of APR 2017, affiants personally appeared before me, exhibiting to me their respective government issued identification cards with photographs as follows:

NAMES	PASSPORT / DRIVER'S LICENSE NO.	DATE OF ISSUE	PLACE OF ISSUE
<u>Alfonso R. Reyno, Jr.</u>	<u>EB8557161</u>	<u>July 4, 2013</u>	<u>Manila</u>
<u>Alfonso G. Reyno III</u>	<u>EB6074546</u>	<u>August 2, 2012</u>	<u>DFA Manila</u>
<u>Nestor N. Ubalde</u>	<u>NO4-89-106906</u>	<u>March 3, 2015</u>	<u>Rizal</u>

Doc. No. 321  
Page No. 066  
Book No. III  
Series of 2017

**JING-JING S. ROMERO**  
NOTARY PUBLIC  
APPOINTMENT NO. 153 (2016-2017)  
USE UNTIL DECEMBER 31, 2017  
PTR NO. 2016-138701-05-17/PASIG CITY  
JBP NO. 1086501104-07-17/QUEZON CITY  
CITIES OF PASIG, SAN JUAN AND PATEROS  
ROLL OF ATTORNEY NO. 60827

## INDEPENDENT AUDITOR'S REPORT

The Stockholders and the Board of Directors  
Manila Jockey Club, Inc.  
San Lazaro Leisure Park  
Brgy. Lantic, Carmona, Cavite



### Opinion

We have audited the consolidated financial statements of Manila Jockey Club, Inc. and its subsidiaries (the Group), which comprise the consolidated statements of financial position as at December 31, 2016 and 2015, and the consolidated statements of comprehensive income, consolidated statements of changes in equity and consolidated statements of cash flows for each of the three years in the period ended December 31, 2016, and notes to the consolidated financial statements, including a summary of significant accounting policies.

In our opinion, the accompanying consolidated financial statements present fairly, in all material respects, the consolidated financial position of the Group as at December 31, 2016 and 2015, and of its consolidated financial performance and its consolidated cash flows for each of the three years in the period ended December 31, 2016 in accordance with Philippine Financial Reporting Standards (PFRSs).


### Basis for Opinion

We conducted our audits in accordance with Philippine Standards on Auditing (PSAs). Our responsibilities under those standards are further described in the *Auditor's Responsibilities for the Audit of the Consolidated Financial Statements* section of our report. We are independent of the Group in accordance with the Code of Ethics for Professional Accountants in the Philippines (Code of Ethics) together with the ethical requirements that are relevant to our audit of the consolidated financial statements in the Philippines, and we have fulfilled our other ethical responsibilities in accordance with these requirements and the Code of Ethics. We believe that the audit evidence we have obtained is sufficient and appropriate to provide a basis for our opinion.

### Key Audit Matters

Key audit matters are those matters that, in our professional judgment, were of most significance in our audit of the consolidated financial statements of the current period. These matters were addressed in the context of our audit of the consolidated financial statements as a whole, and in forming our opinion thereon, and we do not provide a separate opinion on these matters. For each matter below, our description of how our audit addressed the matter is provided in that context.





We have fulfilled the responsibilities described in the *Auditor's Responsibilities for the Audit of the Consolidated Financial Statements* section of our report, including in relation to these matters. Accordingly, our audit included the performance of procedures designed to respond to our assessment of the risks of material misstatement of the consolidated financial statements. The results of our audit procedures, including the procedures performed to address the matters below, provide the basis for our audit opinion on the accompanying consolidated financial statements.

*Accounting for Acquisition of Apo Reef World Resort, Inc.*

On May 27, 2016, the Group acquired 56.87% of the capital stock of Apo Reef World Resorts, Inc. (ARWRI) for a total acquisition cost of ₱89.9 million, which the Group accounted for as an acquisition of a group of assets. This is significant to our audit because this is a major acquisition during the year and the amount is material to the consolidated financial statements. In addition, the accounting for this acquisition required significant management judgment and estimates which include determining whether the transaction is an acquisition of a business or an acquisition of assets, and allocating the acquisition cost to the assets acquired and liabilities assumed based on fair values. The valuation of the assets required the assistance of an external appraiser whose calculations involved certain assumptions, such as sales price of similar properties and adjustments to sales price based on internal and external factors.

The Group's disclosure about the acquisition of ARWRI are included in Note 1 to the consolidated financial statements.

*Audit response*

We reviewed the agreements and documents related to these acquisitions as basis in assessing management judgment on whether these acquisitions qualify as businesses or assets. We also reviewed the allocation of the acquisition cost which involved the valuation of the assets acquired and liabilities assumed. We assessed the competence, capabilities and objectivity of the external appraisers engaged by management to determine the fair values of the assets acquired. We involved our internal specialist in evaluating the methodologies and assumptions used. We reviewed the relevant information supporting the sales price of similar properties and inquired from the external appraiser the basis of adjustments made to the sales price. We also reviewed the Company's disclosures with respect to this acquisition.

*Investment in a Significant Associate*

The Group has an investment in MJC Investments Corporation (MIC) that is accounted for under the equity method. As of December 31, 2016, the Group's investment in MIC amounted to ₱2.2 billion, representing 45.3% of the total consolidated assets. For the year ended December 31, 2016, the Group's equity in the net loss of MIC amounted to ₱97.3 million. As discussed in Note 30 to the consolidated financial statements, MIC was granted a Permit to Operate by PAGCOR for the establishment, maintenance and operation of PAGCOR San Lazaro within the San Lazaro Tourism and Business Park in Sta. Cruz, Manila. The Permit to Operate shall be for a period of fifteen (15) years commencing on January 6, 2016, the date of actual operation of PAGCOR San Lazaro. The same agreement provides PAGCOR an exclusive and direct control to supervise and manage PAGCOR San Lazaro's casino operation, on account of PAGCOR's expertise, experience and competence in gaming operations.





We considered this as a key audit matter because the commencement of the permit to operate requires management to exercise significant judgment in determining the accounting treatment and such accounting treatment affects the Group's equity in the net loss of MIC.

#### *Audit Response*

We obtained an understanding of the terms and conditions of the Permit to Operate through inquiry with management and their legal counsel. We reviewed and evaluated the accounting treatment based on the underlying relevant documents and applicable accounting standards. We also obtained an understanding of the associate's business transactions and reviewed the process in recognizing the Group's equity in net loss of MIC. We also recomputed the Group's equity in net loss of MIC.

#### **Other Information**

Management is responsible for the other information. The other information comprises the SEC Form 17A for the year ended December 31, 2016 but does not include the consolidated financial statements and our auditor's report thereon, which we obtained prior to the date of this auditor's report, and the SEC Form 20 IS (Definitive Information Statement) and Annual Report for the year ended December 31, 2016, which is expected to be made available to us after that date.

Our opinion on the financial statements does not cover the other information and we do not express any form of assurance conclusion thereon.

In connection with our audits of the consolidated financial statements, our responsibility is to read the other information and, in doing so, consider whether the other information is materially inconsistent with the consolidated financial statements or our knowledge obtained in the audit or otherwise appears to be materially misstated.

If, based on the work we have performed on the other information that we obtained prior to the date of this auditor's report, we conclude that there is a material misstatement of this other information, we are required to report that fact. We have nothing to report in this regard.

#### **Responsibilities of Management and Those Charged with Governance for the Consolidated Financial Statements**

Management is responsible for the preparation and fair presentation of the consolidated financial statements in accordance with PFRSs, and for such internal control as management determines is necessary to enable the preparation of consolidated financial statements that are free from material misstatement, whether due to fraud or error.

In preparing the consolidated financial statements, management is responsible for assessing the Group's ability to continue as a going concern, disclosing, as applicable, matters related to going concern and using the going concern basis of accounting unless management either intends to liquidate the Group or to cease operations, or has no realistic alternative but to do so.

Those charged with governance are responsible for overseeing the Group's financial reporting process.





## **Auditor's Responsibilities for the Audit of the Consolidated Financial Statements**

Our objectives are to obtain reasonable assurance about whether the consolidated financial statements as a whole are free from material misstatement, whether due to fraud or error, and to issue an auditor's report that includes our opinion. Reasonable assurance is a high level of assurance but is not a guarantee that an audit conducted in accordance with PSAs will always detect a material misstatement when it exists. Misstatements can arise from fraud or error and are considered material if, individually or in the aggregate, they could reasonably be expected to influence the economic decisions of users taken on the basis of these consolidated financial statements.

As part of an audit in accordance with PSAs, we exercise professional judgment and maintain professional skepticism throughout the audit. We also:


- Identify and assess the risks of material misstatement of the consolidated financial statements, whether due to fraud or error, design and perform audit procedures responsive to those risks, and obtain audit evidence that is sufficient and appropriate to provide a basis for our opinion. The risk of not detecting a material misstatement resulting from fraud is higher than for one resulting from error, as fraud may involve collusion, forgery, intentional omissions, misrepresentations, or the override of internal control.
- Obtain an understanding of internal control relevant to the audit in order to design audit procedures that are appropriate in the circumstances, but not for the purpose of expressing an opinion on the effectiveness of the Group's internal control.
- Evaluate the appropriateness of accounting policies used and the reasonableness of accounting estimates and related disclosures made by management.
- Conclude on the appropriateness of management's use of the going concern basis of accounting and, based on the audit evidence obtained, whether a material uncertainty exists related to events or conditions that may cast significant doubt on the Group's ability to continue as a going concern. If we conclude that a material uncertainty exists, we are required to draw attention in our auditor's report to the related disclosures in the consolidated financial statements or, if such disclosures are inadequate, to modify our opinion. Our conclusions are based on the audit evidence obtained up to the date of our auditor's report. However, future events or conditions may cause the Group to cease to continue as a going concern.
- Evaluate the overall presentation, structure and content of the consolidated financial statements, including the disclosures, and whether the consolidated financial statements represent the underlying transactions and events in a manner that achieves fair presentation.
- Obtain sufficient appropriate audit evidence regarding the financial information of the entities or business activities within the Group to express an opinion on the consolidated financial statements. We are responsible for the direction, supervision and performance of the group audit. We remain solely responsible for our audit opinion.

We communicate with those charged with governance regarding, among other matters, the planned scope and timing of the audit and significant audit findings, including any significant deficiencies in internal control that we identify during our audit.





Building a better  
working world



- 5 -

We also provide those charged with governance with a statement that we have complied with relevant ethical requirements regarding independence, and to communicate with them all relationships and other matters that may reasonably be thought to bear on our independence, and where applicable, related safeguards.

From the matters communicated with those charged with governance, we determine those matters that were of most significance in the audit of the consolidated financial statements of the current period and are therefore the key audit matters. We describe these matters in our auditor's report unless law or regulation precludes public disclosure about the matter or when, in extremely rare circumstances, we determine that a matter should not be communicated in our report because the adverse consequences of doing so would reasonably be expected to outweigh the public interest benefits of such communication.

The engagement partner on the audit resulting in this independent auditor's report is Adeline D. Lumbres.

SYCIP GORRES VELAYO & CO.

Adeline D. Lumbres

Partner

CPA Certificate No. 0107241

SEC Accreditation No. 1555-A (Group A),

April 14, 2016, valid until April 14, 2019

Tax Identification No. 224-024-746

BIR Accreditation No. 08-001998-118-2016,

February 15, 2016, valid until February 14, 2019

PTR No. 5908715, January 3, 2017, Makati City

April 25, 2017



**MANILA JOCKEY CLUB, INC. AND SUBSIDIARIES**  
**CONSOLIDATED STATEMENTS OF FINANCIAL POSITION**

December 31

	2016	2015
<b>ASSETS</b>		
<b>Current Assets</b>		
Cash and cash equivalents (Note 6)	₱171,837,642	₱134,470,762
Receivables (Note 7)	188,435,626	200,069,482
Inventories (Note 8)	83,933,984	94,804,252
Other current assets (Note 9)	11,252,575	11,331,636
<b>Total Current Assets</b>	<b>455,459,827</b>	<b>440,676,132</b>
<b>Noncurrent Assets</b>		
Real estate receivables - net of current portion (Note 7)	108,575,994	45,121,918
Investments in associates and joint ventures (Note 10)	2,205,395,607	2,301,262,044
Available-for-sale (AFS) financial assets (Note 11)	13,261,812	31,942,805
Property and equipment (Notes 12 and 30)	920,939,075	957,207,789
Investment properties (Notes 10, 13, 15 and 30)	1,099,639,271	998,356,015
Other noncurrent assets (Notes 1 and 14)	29,388,986	30,959,981
<b>Total Noncurrent Assets</b>	<b>4,377,200,745</b>	<b>4,364,850,552</b>
	<b>₱4,832,660,572</b>	<b>₱4,805,526,684</b>
<b>LIABILITIES AND EQUITY</b>		
<b>Current Liabilities</b>		
Short-term loans and borrowings (Note 15)	₱90,000,000	₱39,000,000
Accounts payable and other liabilities (Note 16)	312,387,628	301,126,960
Income tax payable	572,086	6,907
Due to related parties (Note 26)	14,734,481	-
<b>Total Current Liabilities</b>	<b>417,694,195</b>	<b>340,133,867</b>
<b>Noncurrent Liabilities</b>		
Accrued retirement benefits (Note 21)	44,035,776	38,982,230
Deferred tax liabilities - net (Note 25)	228,672,946	228,578,560
<b>Total Noncurrent Liabilities</b>	<b>272,708,722</b>	<b>267,560,790</b>
	<b>690,402,917</b>	<b>607,694,657</b>
<b>Equity</b>		
Capital stock (Note 27)	996,170,748	996,170,748
Additional paid-in capital	27,594,539	27,594,539
Actuarial gains on accrued retirement benefits (Note 21)	24,133,722	21,621,047
Net cumulative changes in fair values of AFS financial assets (Note 11)	4,962,621	3,923,214
Retained earnings (Note 27)	3,023,263,901	3,150,149,222
Treasury shares (Note 27)	(7,096)	(7,096)
Equity attributable to equity holders of the parent company	4,076,118,435	4,199,451,674
Noncontrolling interests (Note 1)	66,139,220	(1,619,647)
<b>Total Equity</b>	<b>4,142,257,655</b>	<b>4,197,832,027</b>
	<b>₱4,832,660,572</b>	<b>₱4,805,526,684</b>

See accompanying Notes to Consolidated Financial Statements.





Date: APR 27 2017  
MA. S. ACIBRANO - L...

**MANILA JOCKEY CLUB, INC. AND SUBSIDIARIES**  
**CONSOLIDATED STATEMENTS OF COMPREHENSIVE INCOME**

	Years Ended December 31		
	2016	2015	2014
<b>REVENUES</b>			
Club races	₱188,544,440	₱199,811,373	₱223,888,768
Cockfighting	120,386,418	422,065	-
Real estate (Note 8)	113,821,575	46,567,719	35,388,928
Rent (Notes 12 and 13)	89,991,462	87,163,618	86,065,488
Food and beverages	16,179,911	18,972,040	17,520,185
Others	6,293,366	18,397,073	19,686,768
	<b>535,217,172</b>	<b>371,333,888</b>	<b>382,550,137</b>
<b>COST OF SALES AND SERVICES (Note 17)</b>			
Club races	167,391,019	175,111,876	168,656,048
Cockfighting	82,568,983	3,843,988	-
Real estate (Note 8)	12,409,471	1,008,078	4,322,592
Rent	59,134,068	62,600,842	59,579,622
Food and beverages	18,878,743	19,324,889	16,667,638
Others	10,652,341	18,296,866	19,595,144
	<b>351,034,625</b>	<b>280,186,539</b>	<b>268,821,044</b>
<b>GROSS INCOME</b>	<b>184,182,547</b>	<b>91,147,349</b>	<b>113,729,093</b>
General and administrative expenses (Note 18)	(208,834,259)	(188,535,895)	(171,849,961)
Selling expense (Note 8)	(9,675,864)	(4,446,269)	(7,191,379)
Interest income (Notes 6, 7, 11 and 22)	11,520,608	5,143,074	12,820,019
Finance costs (Notes 15 and 23)	(2,442,332)	(2,385,464)	(3,733,470)
Equity in net earnings (losses) of associates and joint ventures (Note 10)	(70,529,999)	12,478,009	17,098,728
Other income - net (Note 24)	27,906,430	28,176,692	43,355,394
<b>INCOME (LOSS) BEFORE INCOME TAX</b>	<b>(67,872,869)</b>	<b>(58,422,504)</b>	<b>4,228,424</b>
<b>PROVISION FOR (BENEFIT FROM)</b>			
<b>INCOME TAX (Note 25)</b>			
Current	10,569,906	4,366,275	19,564,964
Deferred	(982,473)	(17,729,105)	(17,090,907)
	<b>9,587,433</b>	<b>(13,362,830)</b>	<b>2,474,057</b>
<b>NET INCOME (LOSS)</b>	<b>(77,460,302)</b>	<b>(45,059,674)</b>	<b>1,754,367</b>
<b>OTHER COMPREHENSIVE INCOME (LOSS)</b>			
<i>Items of other comprehensive income (loss) to be reclassified to profit or loss in subsequent periods</i>			
Net changes in fair values of AFS financial assets (Note 11)	1,039,407	(1,293,092)	(3,797,287)
<i>Items of other comprehensive income (loss) that will not be reclassified to profit or loss in subsequent periods</i>			
Actuarial gains (losses) on remeasurement of retirement benefits, net of tax (Note 21)	2,512,675	476,575	(3,730,876)
<b>TOTAL COMPREHENSIVE LOSS</b>	<b>(₱73,908,220)</b>	<b>(₱45,876,191)</b>	<b>(₱5,773,796)</b>
Net income (loss) attributable to:			
Equity holders of the parent company	(₱77,077,258)	(₱45,721,993)	₱1,754,367
Noncontrolling interests	(383,044)	662,319	-
	<b>(₱77,460,302)</b>	<b>(₱45,059,674)</b>	<b>₱1,754,367</b>
Total comprehensive income (loss) attributable to:			
Equity holders of the parent company	(₱73,525,176)	(₱46,538,510)	(₱5,773,796)
Noncontrolling interests	(383,044)	662,319	-
	<b>(₱73,908,220)</b>	<b>(₱45,876,191)</b>	<b>(₱5,773,796)</b>
<b>Basic/Diluted Earnings (Loss) Per Share (Note 28)</b>	<b>(₱0.0774)</b>	<b>(₱0.0459)</b>	<b>₱0.0018</b>


See accompanying Notes to Consolidated Financial Statements.



**MANILA JOCKEY CLUB, INC. AND SUBSIDIARIES**  
**CONSOLIDATED STATEMENTS OF CHANGES IN EQUITY**  
**FOR THE YEARS ENDED DECEMBER 31, 2016, 2015 AND 2014**

	Capital Stock (Note 27)	Additional Paid-In Capital	Retirement Benefits (Note 21)	Actuarial Gains on Accrued Retirement Benefits (Note 21)	Net Cumulative Changes in Fair Values of AFS Financial Assets (Note 11)	Retained Earnings (Note 27) Appropriated	Unappropriated	Treasury Shares (Note 27)	Subtotal	Noncontrolling Interests	Total
<b>BALANCES AT DECEMBER 31, 2015</b>	<b>₱996,170,748</b>	<b>₱27,594,539</b>	<b>₱21,621,047</b>	<b>₱3,923,214</b>	<b>₱-</b>	<b>₱-</b>	<b>₱-</b>	<b>(₱7,096)</b>	<b>₱4,199,451,674</b>	<b>(₱1,619,647)</b>	<b>₱4,197,832,027</b>
Share in acquisition of net assets (Note 1)	-	-	-	-	-	-	-	-	-	68,141,911	68,141,911
Total comprehensive loss for the year	-	-	2,512,675	1,039,407	-	(77,077,258)	-	-	(73,525,176)	(383,044)	(73,908,220)
Cash dividends declared (Note 27)	-	-	-	-	-	(49,808,063)	-	-	(49,808,063)	-	(49,808,063)
<b>BALANCES AT DECEMBER 31, 2016</b>	<b>₱996,170,748</b>	<b>₱27,594,539</b>	<b>₱24,133,722</b>	<b>₱4,962,621</b>	<b>₱-</b>	<b>₱-</b>	<b>₱-</b>	<b>(₱7,096)</b>	<b>₱4,076,118,435</b>	<b>₱66,139,220</b>	<b>₱4,142,257,655</b>
<b>BALANCES AT DECEMBER 31, 2014</b>	<b>₱996,170,748</b>	<b>₱27,594,539</b>	<b>₱21,144,472</b>	<b>₱5,216,306</b>	<b>₱-</b>	<b>₱-</b>	<b>₱-</b>	<b>(₱7,096)</b>	<b>₱4,295,798,247</b>	<b>(₱2,281,966)</b>	<b>₱4,293,516,281</b>
Total comprehensive loss for the year	-	-	476,575	(1,293,092)	-	(45,721,993)	-	-	(46,538,510)	662,319	(45,876,191)
Cash dividends declared (Note 27)	-	-	-	-	-	(49,808,063)	-	-	(49,808,063)	-	(49,808,063)
<b>BALANCES AT DECEMBER 31, 2015</b>	<b>₱996,170,748</b>	<b>₱27,594,539</b>	<b>₱21,621,047</b>	<b>₱3,923,214</b>	<b>₱-</b>	<b>₱-</b>	<b>₱-</b>	<b>(₱7,096)</b>	<b>₱4,199,451,674</b>	<b>(₱1,619,647)</b>	<b>₱4,197,832,027</b>
<b>BALANCES AT DECEMBER 31, 2013</b>	<b>₱948,734,898</b>	<b>₱27,594,539</b>	<b>₱24,875,348</b>	<b>₱9,013,593</b>	<b>₱17,180,917</b>	<b>₱3,321,616,115</b>	<b>₱-</b>	<b>(₱7,096)</b>	<b>₱4,349,008,314</b>	<b>(₱2,281,966)</b>	<b>₱4,346,726,348</b>
Total comprehensive loss for the year	-	-	(3,730,876)	(3,797,287)	-	1,754,367	-	-	(5,773,796)	-	(5,773,796)
Stock dividends declared (Note 27)	47,435,850	-	-	-	-	(47,435,850)	-	-	-	-	-
Cash dividends declared and paid (Note 27)	-	-	-	-	-	(47,436,271)	-	-	(47,436,271)	-	(47,436,271)
Reversal of previous appropriation during the year (Note 27)	-	-	-	-	-	(17,180,917)	17,180,917	-	-	-	-
<b>BALANCES AT DECEMBER 31, 2014</b>	<b>₱996,170,748</b>	<b>₱27,594,539</b>	<b>₱21,144,472</b>	<b>₱5,216,306</b>	<b>₱-</b>	<b>₱-</b>	<b>₱-</b>	<b>(₱7,096)</b>	<b>₱4,295,798,247</b>	<b>(₱2,281,966)</b>	<b>₱4,293,516,281</b>

See accompanying Notes to Consolidated Financial Statements.




**MANILA JOCKEY CLUB, INC. AND SUBSIDIARIES**  
**CONSOLIDATED STATEMENTS OF CASH FLOWS**

APR 27 2017

	Years Ended December 31		
	2016	2015	2014
<b>CASH FLOWS FROM OPERATING ACTIVITIES</b>			
Income (loss) before income tax	(P67,872,869)	(P58,422,504)	P4,228,424
Adjustments for:			
Depreciation (Notes 12, 13 and 19)	82,283,581	81,133,631	77,779,448
Equity in net losses (earnings) of associates and joint ventures (Note 10)	70,529,999	(12,478,009)	(17,098,728)
Interest income (Note 22)	(11,520,608)	(5,143,074)	(12,820,019)
Gain on sale of:			
AFS financial assets (Note 24)	(364,020)	(2,582,792)	(1,250,360)
Property and equipment (Notes 13 and 24)	(467,712)	-	-
Finance costs (Note 23)	2,442,332	2,385,464	3,733,470
Loss on impairment of AFS financial assets (Note 24)	1,983,500	-	-
Amortization of franchise fee (Note 17)	1,794,000	1,794,000	1,794,000
Dividend income (Note 24)	(451,750)	(350,485)	(798,013)
Unrealized foreign exchange loss - net	191,722	93,642	106,752
Gain on reversal of provision for probable losses (Note 24)	(13,135,947)	-	(8,004,970)
Operating income before working capital changes	65,412,228	6,429,873	47,670,004
Decrease (increase) in:			
Receivables	(49,667,736)	42,148,164	84,274,223
Inventories	10,870,268	497,469	4,062,952
Other current assets	(840,540)	(1,654,902)	62,109
Increase (decrease) in:			
Accounts payable and other liabilities	18,472,135	(55,408,133)	45,297,846
Accrued retirement benefits (Note 21)	8,643,081	(2,849,842)	2,121,899
Due to related parties	(2,308,906)	-	-
Cash generated from (used in) operations	50,580,530	(10,837,371)	183,489,033
Income taxes paid, including creditable withholding and final taxes	(9,085,126)	(22,000,191)	(9,699,056)
Net cash provided by (used in) operating activities	41,495,404	(32,837,562)	173,789,977
<b>CASH FLOWS FROM INVESTING ACTIVITIES</b>			
Acquisitions of property and equipment (Note 12)	(34,000,742)	(35,085,533)	(78,070,091)
Acquisitions of investment property (Note 13)	(9,268,938)	-	-
Acquisition of a subsidiary, net of cash received (Note 1)	(14,306,870)	-	-
Acquisitions of AFS financial assets (Note 11)	-	(21,297,900)	(8,129,767)
Proceeds from sale of:			
AFS financial assets (Note 11)	18,100,920	12,712,560	4,758,026
Property and equipment	467,712	-	-
Dividends received (Notes 10 and 24)	23,656,616	47,866,140	9,517,045
Interest received (Note 22)	11,912,196	4,949,905	12,695,310
Decrease (increase) in other noncurrent assets	1,995	(761,769)	617,846
Net cash provided by (used in) investing activities	(3,437,111)	8,383,403	(58,611,631)
<b>CASH FLOWS FROM FINANCING ACTIVITIES</b>			
Proceeds from short-term loans and borrowings (Note 15)	98,000,000	-	-
Payments of:			
Short-term loans and borrowings (Note 15)	(47,000,000)	(35,437,500)	(12,000,000)
Long-term loans and borrowings (Note 15)	-	(14,285,715)	(14,285,714)
Subscriptions	-	(42,808,835)	-
Interest paid	(2,442,332)	(2,385,464)	(3,733,470)
Dividends paid by the Parent Company (Note 27)	(49,057,359)	(49,042,547)	(45,829,488)
Net cash used in financing activities	(499,691)	(143,960,061)	(75,848,672)

(Forward)






	Years Ended December 31		
	2016	2015	2014
<b>EFFECT OF EXCHANGE RATE CHANGES ON CASH AND CASH EQUIVALENTS</b>	<b>(P191,722)</b>	<b>(P93,642)</b>	<b>(P106,752)</b>
<b>NET INCREASE (DECREASE) IN CASH AND CASH EQUIVALENTS</b>	<b>37,366,880</b>	<b>(168,507,862)</b>	<b>39,222,922</b>
<b>CASH AND CASH EQUIVALENTS AT BEGINNING OF YEAR</b>	<b>134,470,762</b>	<b>302,978,624</b>	<b>263,755,702</b>
<b>CASH AND CASH EQUIVALENTS AT END OF YEAR (Note 6)</b>	<b>P171,837,642</b>	<b>P134,470,762</b>	<b>P302,978,624</b>

*See accompanying Notes to Consolidated Financial Statements*





**MANILA JOCKEY CLUB, INC. AND SUBSIDIARIES**  
**NOTES TO CONSOLIDATED FINANCIAL STATEMENTS**

**1. Corporate Information**

Manila Jockey Club, Inc. (the “Parent Company”) and Subsidiaries (collectively referred to as the “Group”) was incorporated in the Philippines on March 22, 1937 and was listed in the Philippine Stock Exchange (PSE) on October 11, 1963.

In 1987, the Philippine Securities and Exchange Commission (SEC) approved the extension of the Parent Company’s corporate life for another 50 years starting March 22, 1987.

The Parent Company is presently engaged in the construction, operations and maintenance of a racetrack located in Cavite, Philippines and in the holding or conducting of horse races therein with bettings both directly or indirectly by means of mechanical, electric and/or computerized totalizator. It has a congressional franchise granted on November 23, 1997 under Republic Act (R.A.) No. 8407 to hold such races and to maintain the race track, which will expire on November 23, 2022 (see Note 14). The Parent Company is also engaged in the development and sale of condominium units and residential properties, and lease of an office building through joint venture (JV) arrangements with certain developers.


Under R.A. No. 8407, the Parent Company shall pay annually to the National Treasury a franchise tax equivalent to 25% of its gross earnings from horse races in lieu of all taxes, except income tax, that are imposed by the national or local government on the activities covered by the franchise. Starting 2001, the Parent Company pays value-added tax (VAT) in lieu of the franchise tax by virtue of the provision of R.A. No. 7716 or the Expanded VAT Law.

Subsidiaries, Joint Ventures and Associates

	Place of incorporation	Nature of business	Functional currency	Percentage of ownership	
				2016	2015
<b>Subsidiaries</b>					
Bioitech Philippines, Inc. (Bioitech) <sup>(a)</sup>	Philippines	Waste management	Philippine Peso	50.00	50.00
Gametime Sports and Technologies, Inc. (Gametime)	Philippines	Gaming	Philippine Peso	100.00	100.00
Manilacockers Club, Inc. (MCI)	Philippines	Gaming	Philippine Peso	100.00	100.00
MJC Forex Corporation (MFC)	Philippines	Money changer	Philippine Peso	100.00	100.00
New Victor Technology, Ltd. (NVTL)	Hong Kong	Gaming	Philippine Peso	100.00	100.00
San Lazaro Resources and Development Corporation (SLRDC) <sup>(a)</sup>	Philippines	Real estate	Philippine Peso	100.00	100.00
SLLP Holdings, Inc. (SLLPHI) <sup>(a)</sup>	Philippines	Holdings	Philippine Peso	100.00	100.00
Hi-Tech Harvest Limited <sup>(a)</sup>	Hong Kong	Marketing	Philippine Peso	100.00	100.00
Apo Reef World Resorts, Inc. (ARWRI) <sup>(a)</sup>	Philippines	Beach Resorts Complex	Philippine Peso	56.87	—
<b>Joint Ventures</b>					
Gamespan, Inc. (Gamespan) <sup>(a)</sup>	Philippines	Gaming	Philippine Peso	50.00	50.00
San Lazaro BPO Complex (SLBPO)	Philippines	Real estate	Philippine Peso	30.00	30.00
<b>Associates</b>					
MJC Investments Corporation Doing business under the name and style of Winford Leisure and Entertainment Complex and Winford Hotel and Casino (MIC)	Philippines	Real estate and Gaming Information Technology	Philippine Peso	22.31	22.31
Techsystems, Inc. (Techsystems) <sup>(a)</sup>	Philippines	Technology	Philippine Peso	33.33	33.00

<sup>(a)</sup> Not yet started commercial operation as of December 31, 2016





On February 22, 2016, the Parent Company entered into a share purchase agreement with ACL Development Corporation (“ACL”) to purchase 9.8 million shares of ARWRI, a company owning parcels of land in Mamburao, Mindoro, for a total consideration of ₱9.9 million. Furthermore, on August 25, 2016, the Company paid ₱20.0 million to subscribe to 80.0 million shares of ARWRI at par value of ₱1.00 per share, equivalent to ₱80.0 million, after ARWRI increased its authorized capital stock from 100.0 million shares to 200.0 million shares. The acquisition did not qualify as an acquisition of a business in accordance with PFRS 3, *Business Combination*, and was therefore accounted for as an acquisition of assets.

The identifiable assets and liabilities of ARWRI at the date of acquisition were:

	Amount
<b>Assets</b>	
Cash	₱15,543,130
Investment properties (see Note 13)	104,440,943
Subscription receivable	60,000,000
Other noncurrent assets	225,000
	180,209,073
<b>Liabilities</b>	
Accounts payable	(5,173,775)
Other noncurrent liabilities	(17,043,387)
	(22,217,162)
Total net assets acquired	157,991,911
Non-controlling interest - 43.13%	(68,141,911)
Purchase consideration	₱89,850,000

As of December 31, 2016, the Parent Company has an outstanding subscription payable to ARWRI amounting to ₱60.0 million which is eliminated in the consolidated financial statements against the subscription receivable above.

In the 2016 consolidated statement of cash flow, the net cash outflow on the acquisition amounting to ₱14.3 million was derived as follows:

Cash paid at acquisition date	₱29,850,000
Less cash and cash equivalents acquired	15,543,130
Net cash outflow at acquisition date	₱14,306,870

The registered office address of the Parent Company is San Lazaro Leisure Park, Brgy. Lantic, Carmona, Cavite.

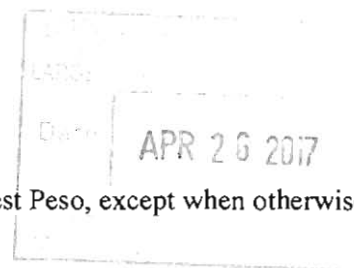
The consolidated financial statements as at and for the years ended December 31, 2016 and 2015 was authorized for issuance by the Board of Directors (BOD) on April 25, 2017.

## 2. Basis of Preparation and Statement of Compliance

### Basis of Preparation

The consolidated financial statements are prepared using the historical cost basis, except for AFS financial assets, which are carried at fair value. The consolidated financial statements are presented in Philippine Peso (Peso or ₱), which is the Parent Company’s functional and





presentation currency. All amounts are rounded off to the nearest Peso, except when otherwise indicated.

#### Statement of Compliance

The consolidated financial statements have been prepared in compliance with Philippine Financial Reporting Standards (PFRS).

---

### 3. Summary of Significant Changes in Accounting Policies and Disclosures

#### New and Amended Standards and Interpretation

The Group applied for the first time certain pronouncements, which are effective for annual periods beginning on or after January 1, 2016. Adoption of these pronouncements did not have a significant impact on the Group's financial position or performance unless otherwise indicated.

- Amendments to PFRS 10, *Consolidated Financial Statements*, PFRS 12, *Disclosure of Interests in Other Entities*, and PAS 28, *Investments in Associates and Joint Ventures*, *Investment Entities: Applying the Consolidation Exception*

These amendments clarify that the exemption in PFRS 10 from presenting consolidated financial statements applies to a parent entity that is a subsidiary of an investment entity that measures all of its subsidiaries at fair value. They also clarify that only a subsidiary of an investment entity that is not an investment entity itself and that provides support services to the investment entity parent is consolidated. The amendments also allow an investor (that is not an investment entity and has an investment entity associate or joint venture) to retain the fair value measurement applied by the investment entity associate or joint venture to its interests in subsidiaries when applying the equity method.

These amendments are not applicable to the Group since none of the entities within the Group is an investment entity nor does the Group have investment entity associates or joint ventures.

- Amendments to PFRS 11, *Joint Arrangements*, *Accounting for Acquisitions of Interests in Joint Operations*

The amendments to PFRS 11 require a joint operator that is accounting for the acquisition of an interest in a joint operation, in which the activity of the joint operation constitutes a business (as defined by PFRS 3), to apply the relevant PFRS 3 principles for business combinations accounting. The amendments also clarify that a previously held interest in a joint operation is not remeasured on the acquisition of an additional interest in the same joint operation while joint control is retained. In addition, a scope exclusion has been added to PFRS 11 to specify that the amendments do not apply when the parties sharing joint control, including the reporting entity, are under common control of the same ultimate controlling party.

The amendments apply to both the acquisition of the initial interest in a joint operation and the acquisition of any additional interests in the same joint operation.

- PFRS 14, *Regulatory Deferral Accounts*

PFRS 14 is an optional standard that allows an entity, whose activities are subject to rate-regulation, to continue applying most of its existing accounting policies for regulatory deferral



APR 25 2017

account balances upon its first-time adoption of PFRS. Entities that adopt PFRS 14 must present the regulatory deferral accounts as separate line items on the statement of financial position and present movements in these account balances as separate line items in the statement of income and other comprehensive income. The standard requires disclosures on the nature of, and risks associated with, the entity's rate-regulation and the effects of that rate-regulation on its financial statements.

- Amendments to PAS 1, *Presentation of Financial Statements, Disclosure Initiative*

The amendments are intended to assist entities in applying judgment when meeting the presentation and disclosure requirements in PFRSs. They clarify the following:

- That entities shall not reduce the understandability of their financial statements by either obscuring material information with immaterial information; or aggregating material items that have different natures or functions
- That specific line items in the statement of income and other comprehensive income and the statement of financial position may be disaggregated
- That entities have flexibility as to the order in which they present the notes to financial statement
- That the share of other comprehensive income of associates and joint ventures accounted for using the equity method must be presented in aggregate as a single line item, and classified between those items that will or will not be subsequently reclassified to profit or loss.

- Amendments to PAS 16, *Property, Plant and Equipment* and PAS 38, *Intangible Assets, Clarification of Acceptable Methods of Depreciation and Amortization*

The amendments clarify the principle in PAS 16 and PAS 38 that revenue reflects a pattern of economic benefits that are generated from operating a business (of which the asset is part) rather than the economic benefits that are consumed through use of the asset. As a result, a revenue-based method cannot be used to depreciate property, plant and equipment and may only be used in very limited circumstances to amortize intangible assets.

- Amendments to PAS 16 and PAS 41, *Agriculture: Bearer Plants*

The amendments change the accounting requirements for biological assets that meet the definition of bearer plants. Under the amendments, biological assets that meet the definition of bearer plants will no longer be within the scope of PAS 41. Instead, PAS 16 will apply. After initial recognition, bearer plants will be measured under PAS 16 at accumulated cost (before maturity) and using either the cost model or revaluation model (after maturity). The amendments also require that produce that grows on bearer plants will remain in the scope of PAS 41 measured at fair value less costs to sell. For government grants related to bearer plants, PAS 20, *Accounting for Government Grants and Disclosure of Government Assistance*, will apply.

- Amendments to PAS 27, *Separate Financial Statements, Equity Method in Separate Financial Statements*

The amendments allow entities to use the equity method to account for investments in subsidiaries, joint ventures and associates in their separate financial statements. Entities





APR 26 2017

already applying PFRS and electing to change to the equity method in its separate financial statements will have to apply that change retrospectively.

- Annual Improvements to PFRSs 2012 - 2014 Cycle
  - *Amendment to PFRS 5, Non-current Assets Held for Sale and Discontinued Operations, Changes in Methods of Disposal*

The amendment is applied prospectively and clarifies that changing from a disposal through sale to a disposal through distribution to owners and vice-versa should not be considered to be a new plan of disposal, rather it is a continuation of the original plan. There is, therefore, no interruption of the application of the requirements in PFRS 5. The amendment also clarifies that changing the disposal method does not change the date of classification.
  - *Amendment to PFRS 7, Financial Instruments: Disclosures, Servicing Contracts*

PFRS 7 requires an entity to provide disclosures for any continuing involvement in a transferred asset that is derecognized in its entirety. The amendment clarifies that a servicing contract that includes a fee can constitute continuing involvement in a financial asset. An entity must assess the nature of the fee and arrangement against the guidance for continuing involvement in PFRS 7 in order to assess whether the disclosures are required. The amendment is to be applied such that the assessment of which servicing contracts constitute continuing involvement will need to be done retrospectively. However, comparative disclosures are not required to be provided for any period beginning before the annual period in which the entity first applies the amendments.
  - *Amendment to PFRS 7, Applicability of the Amendments to PFRS 7 to Condensed Interim Financial Statements*

This amendment is applied retrospectively and clarifies that the disclosures on offsetting of financial assets and financial liabilities are not required in the condensed interim financial report unless they provide a significant update to the information reported in the most recent annual report.
  - *Amendment to PAS 19, Employee Benefits, Discount Rate: Regional Market Issue*

This amendment is applied prospectively and clarifies that market depth of high quality corporate bonds is assessed based on the currency in which the obligation is denominated, rather than the country where the obligation is located. When there is no deep market for high quality corporate bonds in that currency, government bond rates must be used. These amendments do not have any impact on the Group's financial statements.
  - *Amendment to PAS 34, Interim Financial Reporting, Disclosure of Information 'Elsewhere in the Interim Financial Report'*

The amendment is applied retrospectively and clarifies that the required interim disclosures must either be in the interim financial statements or incorporated by cross-reference between the interim financial statements and wherever they are included within the greater interim financial report (e.g., in the management commentary or risk report).





### Future Changes in Accounting Policies

Pronouncements issued but not yet effective are listed below. Unless otherwise indicated, the Group does not expect that the future adoption of the said pronouncements to have a significant impact on its financial statements. The Group intends to adopt the following pronouncements when they become effective.

#### *Effective beginning on or after January 1, 2017*

- Amendment to PFRS 12, *Clarification of the Scope of the Standard (Part of Annual Improvements to PFRSs 2014 - 2016 Cycle)*

The amendments clarify that the disclosure requirements in PFRS 12, other than those relating to summarized financial information, apply to an entity's interest in a subsidiary, a joint venture or an associate (or a portion of its interest in a joint venture or an associate) that is classified (or included in a disposal group that is classified) as held for sale.

- Amendments to PAS 7, *Statement of Cash Flows, Disclosure Initiative*

The amendments to PAS 7 require an entity to provide disclosures that enable users of financial statements to evaluate changes in liabilities arising from financing activities, including both changes arising from cash flows and non-cash changes (such as foreign exchange gains or losses). On initial application of the amendments, entities are not required to provide comparative information for preceding periods. Early application of the amendments is permitted.

Application of amendments will result in additional disclosures in the 2017 financial statements of the Group.

- Amendments to PAS 12, *Income Taxes, Recognition of Deferred Tax Assets for Unrealized Losses*

The amendments clarify that an entity needs to consider whether tax law restricts the sources of taxable profits against which it may make deductions on the reversal of that deductible temporary difference. Furthermore, the amendments provide guidance on how an entity should determine future taxable profits and explain the circumstances in which taxable profit may include the recovery of some assets for more than their carrying amount.


Entities are required to apply the amendments retrospectively. However, on initial application of the amendments, the change in the opening equity of the earliest comparative period may be recognized in opening retained earnings (or in another component of equity, as appropriate), without allocating the change between opening retained earnings and other components of equity. Entities applying this relief must disclose that fact. Early application of the amendments is permitted.

#### *Effective beginning on or after January 1, 2018*

- Amendments to PFRS 2, *Share-based Payment, Classification and Measurement of Share-based Payment Transactions*

The amendments to PFRS 2 address three main areas: the effects of vesting conditions on the measurement of a cash-settled share-based payment transaction; the classification of a share-based payment transaction with net settlement features for withholding tax obligations; and the accounting where a modification to the terms and conditions of a share-based payment transaction changes its classification from cash settled to equity settled.





On adoption, entities are required to apply the amendments without restating prior periods, but retrospective application is permitted if elected for all three amendments and if other criteria are met. Early application of the amendments is permitted.

The Group is assessing the potential effect of the amendments on its financial statements.

- Amendments to PFRS 4, *Insurance Contracts*, *Applying PFRS 9*, *Financial Instruments*, with *PFRS 4*

The amendments address concerns arising from implementing PFRS 9, the new financial instruments standard before implementing the forthcoming insurance contracts standard. They allow entities to choose between the overlay approach and the deferral approach to deal with the transitional challenges. The overlay approach gives all entities that issue insurance contracts the option to recognize in other comprehensive income, rather than profit or loss, the volatility that could arise when PFRS 9 is applied before the new insurance contracts standard is issued. On the other hand, the deferral approach gives entities whose activities are predominantly connected with insurance an optional temporary exemption from applying PFRS 9 until the earlier of application of the forthcoming insurance contracts standard or January 1, 2021.

The overlay approach and the deferral approach will only be available to an entity if it has not previously applied PFRS 9.

- PFRS 9, *Financial Instruments*

PFRS 9 reflects all phases of the financial instruments project and replaces PAS 39, *Financial Instruments: Recognition and Measurement*, and all previous versions of PFRS 9. The standard introduces new requirements for classification and measurement, impairment, and hedge accounting. PFRS 9 is effective for annual periods beginning on or after January 1, 2018, with early application permitted. Retrospective application is required, but providing comparative information is not compulsory. For hedge accounting, the requirements are generally applied prospectively, with some limited exceptions.

The adoption of PFRS 9 will have an effect on the classification and measurement of the Group's financial assets and impairment methodology for financial assets, but will have no impact on the classification and measurement of the Group's financial liabilities. The adoption will also have an effect on the Group's application of hedge accounting and on the amount of its credit losses. The Group is currently assessing the impact of adopting this standard.


- PFRS 15, *Revenue from Contracts with Customers*

PFRS 15 establishes a new five-step model that will apply to revenue arising from contracts with customers. Under PFRS 15, revenue is recognized at an amount that reflects the consideration to which an entity expects to be entitled in exchange for transferring goods or services to a customer. The principles in PFRS 15 provide a more structured approach to measuring and recognizing revenue.

The new revenue standard is applicable to all entities and will supersede all current revenue recognition requirements under PFRSs. Either a full or modified retrospective application is required for annual periods beginning on or after January 1, 2018.

The Group is assessing the potential effect of the amendments on its consolidated financial statements.





- Amendments to PAS 28, *Measuring an Associate or Joint Venture at Fair Value* (Part of *Annual Improvements to PFRSs 2014 - 2016 Cycle*)

The amendments clarify that an entity that is a venture capital organization, or other qualifying entity, may elect, at initial recognition on an investment-by-investment basis, to measure its investments in associates and joint ventures at fair value through profit or loss. They also clarify that if an entity that is not itself an investment entity has an interest in an associate or joint venture that is an investment entity, the entity may, when applying the equity method, elect to retain the fair value measurement applied by that investment entity associate or joint venture to the investment entity associate's or joint venture's interests in subsidiaries. This election is made separately for each investment entity associate or joint venture, at the later of the date on which (a) the investment entity associate or joint venture is initially recognized; (b) the associate or joint venture becomes an investment entity; and (c) the investment entity associate or joint venture first becomes a parent. The amendments should be applied retrospectively, with earlier application permitted.

- Amendments to PAS 40, *Investment Property, Transfers of Investment Property*

The amendments clarify when an entity should transfer property, including property under construction or development into, or out of investment property. The amendments state that a change in use occurs when the property meets, or ceases to meet, the definition of investment property and there is evidence of the change in use. A mere change in management's intentions for the use of a property does not provide evidence of a change in use. The amendments should be applied prospectively to changes in use that occur on or after the beginning of the annual reporting period in which the entity first applies the amendments. Retrospective application is only permitted if this is possible without the use of hindsight.

- Philippine Interpretation IFRIC-22, *Foreign Currency Transactions and Advance Consideration*


The interpretation clarifies that in determining the spot exchange rate to use on initial recognition of the related asset, expense or income (or part of it) on the derecognition of a non-monetary asset or non-monetary liability relating to advance consideration, the date of the transaction is the date on which an entity initially recognizes the nonmonetary asset or non-monetary liability arising from the advance consideration. If there are multiple payments or receipts in advance, then the entity must determine a date of the transactions for each payment or receipt of advance consideration. The interpretation may be applied on a fully retrospective basis. Entities may apply the interpretation prospectively to all assets, expenses and income in its scope that are initially recognized on or after the beginning of the reporting period in which the entity first applies the interpretation or the beginning of a prior reporting period presented as comparative information in the financial statements of the reporting period in which the entity first applies the interpretation.

*Effective beginning on or after January 1, 2019*

- PFRS 16, *Leases*

Under the new standard, lessees will no longer classify their leases as either operating or finance leases in accordance with PAS 17, *Leases*. Rather, lessees will apply the single-asset model. Under this model, lessees will recognize the assets and related liabilities for most leases on their balance sheets, and subsequently, will depreciate the lease assets and recognize interest on the lease liabilities in their profit or loss. Leases with a term of 12 months or less or for which the underlying asset is of low value are exempted from these requirements.





The accounting by lessors is substantially unchanged as the new standard carries forward the principles of lessor accounting under PAS 17. Lessors, however, will be required to disclose more information in their financial statements, particularly on the risk exposure to residual value.

Entities may early adopt PFRS 16 but only if they have also adopted PFRS 15. When adopting PFRS 16, an entity is permitted to use either a full retrospective or a modified retrospective approach, with options to use certain transition reliefs.

The Group is currently assessing the impact of adopting PFRS 16.

*Deferred effectivity*

- Amendments to PFRS 10 and PAS 28, *Sale or Contribution of Assets between an Investor and its Associate or Joint Venture*

The amendments address the conflict between PFRS 10 and PAS 28 in dealing with the loss of control of a subsidiary that is sold or contributed to an associate or joint venture. The amendments clarify that a full gain or loss is recognized when a transfer to an associate or joint venture involves a business as defined in PFRS 3, *Business Combinations*. Any gain or loss resulting from the sale or contribution of assets that does not constitute a business, however, is recognized only to the extent of unrelated investors' interests in the associate or joint venture.

On January 13, 2016, the Financial Reporting Standards Council postponed the original effective date of January 1, 2016 of the said amendments until the International Accounting Standards Board has completed its broader review of the research project on equity accounting that may result in the simplification of accounting for such transactions and of other aspects of accounting for associates and joint ventures.

---

#### 4. Summary of Significant Accounting and Financial Reporting Policies

Basis of Consolidation

The consolidated financial statements comprise the financial statements of the Parent Company and its subsidiaries. Control is achieved when the Group is exposed, or has rights, to variable returns from its involvement with the investee and has the ability to affect those returns through its power over the investee. Specifically, the Group controls an investee if, and only if, the Group has:

- power over the investee (i.e., existing rights that give it the current ability to direct the relevant activities of the investee)
- exposure, or rights, to variable returns from its involvement with the investee
- the ability to use its power over the investee to affect its returns

Generally, there is a presumption that a majority of voting rights results in control. To support this presumption and when the Group has less than a majority of the voting or similar rights of an investee, the Group considers all relevant facts and circumstances in assessing whether it has power over an investee, including:

- the contractual arrangements with the other vote holders of the investee
- rights arising from other contractual arrangements
- the Group's voting rights and potential voting rights

The Group re-assesses whether or not it controls an investee if facts and circumstances indicate that there are changes to one or more of the three elements of control.





*Subsidiaries.* Subsidiaries are entities controlled by the Parent Company. Subsidiaries are consolidated from the date of acquisition or incorporation, being the date on which the Group obtains control, and continue to be consolidated until the date such control ceases.

*Non-controlling Interests.* Non-controlling interests represent the portion of profit or loss and net assets in Biohitech in 2016 and 2015 and ARWRI in 2016 that are not held by the Group and are presented separately in the consolidated statements of comprehensive income and consolidated statements of financial position separate from equity attributable to equity holders of the parent.

An acquisition, transfer or sale of a noncontrolling interest is accounted for as an equity transaction. No gain or loss is recognized in an acquisition of a noncontrolling interest. If the Group loses control over a subsidiary, it: (i) derecognizes the assets (including goodwill) and liabilities of the subsidiary, the carrying amount of any non-controlling interest and the cumulative translation differences recorded in equity; (ii) recognizes the fair value of the consideration received, the fair value of any investment retained and any surplus or deficit in the consolidated profit or loss; and (iii) reclassifies the Parent Company's share of components previously recognized in OCI to the consolidated profit or loss or retained earnings, as appropriate.

*Transactions Eliminated on Consolidation.* All intragroup transactions and balances including income and expenses, and unrealized gains and losses are eliminated in full.

*Accounting Policies of Subsidiaries.* The financial statements of subsidiaries are prepared for the same reporting year using uniform accounting policies as those of the Parent Company.

*Functional and Presentation Currency.* The consolidated financial statements are presented in Philippine Peso, which is the Parent Company's functional and presentation currency. Each entity in the Group determines its own functional currency, which is the currency that best reflects the economic substance of the underlying transactions, events and conditions relevant to that entity, and items included in the financial statements of each entity are measured using that functional currency.

#### Business Combinations and Goodwill

Business combinations are accounted for using the acquisition method. The cost of an acquisition is measured as the aggregate of the consideration transferred at acquisition date fair value, and the amount of any noncontrolling interest in the acquiree. For each business combination, the Group elects to measure the noncontrolling interest in the acquiree either at fair value or at the proportionate share of the acquiree's identifiable net assets. Acquisition-related costs are expensed as incurred and included in the profit or loss under "General and administrative expenses" account.

When the Group acquires a business, it assesses the financial assets and liabilities assumed for appropriate classification and designation in accordance with the contractual terms, economic circumstances and pertinent conditions as at the acquisition date. This includes the separation of embedded derivatives in host contracts by the acquiree.

If the business combination is achieved in stages, any previously held equity interest is remeasured at its acquisition date fair value and any resulting gain or loss is recognized in profit or loss.

Any contingent consideration to be transferred by the acquirer will be recognized at fair value at the acquisition date. Contingent consideration classified as an asset or liability that is a financial instrument and within the scope of PAS 39, is measured at fair value with the changes in fair value recognized in the statement of profit or loss.





Goodwill is initially measured at cost (being the excess of the aggregate of the consideration transferred and the amount recognized for non-controlling interests and any previous interest held over the net identifiable assets acquired and liabilities assumed). If the fair value of the net assets acquired is in excess of the aggregate consideration transferred, the Group re-assesses whether it has correctly identified all of the assets acquired and all of the liabilities assumed and reviews the procedures used to measure the amounts to be recognized at the acquisition date. If the reassessment still results in an excess of the fair value of net assets acquired over the aggregate consideration transferred, then the gain is recognized in profit or loss.

After initial recognition, goodwill is measured at cost less any accumulated impairment losses. For the purpose of impairment testing, goodwill acquired in a business combination is, from the acquisition date, allocated to each of the Group's cash-generating units (CGU) that are expected to benefit from the combination, irrespective of whether other assets or liabilities of the acquiree are assigned to those units.

Where goodwill has been allocated to a CGU and part of the operation within that unit is disposed of, the goodwill associated with the disposed operation is included in the carrying amount of the operation when determining the gain or loss on disposal. Goodwill disposed in these circumstances is measured based on the relative values of the disposed operation and the portion of the CGU retained.

When such acquisition is not judged to be an acquisition of business, it is not treated as a business combination. Rather, the cost to acquire the entity is allocated between the identified assets and liabilities of the entity based on their relative fair values at the acquisition date. Accordingly, no goodwill or additional deferred tax arises.

#### Current versus Noncurrent Classification

The Group presents assets and liabilities in the statement of financial position based on current or noncurrent classification. An asset is current when it is:

- expected to be realized or intended to sold or consumed in the normal operating cycle
- held primarily for the purpose of trading
- expected to be realized within twelve months after the reporting period or
- cash or cash equivalent unless restricted from being exchanged or used to settle a liability for at least twelve months after the reporting period

All other assets are classified as noncurrent.

A liability is current when:

- it is expected to be settled in the normal operating cycle
- it is held primarily for the purpose of trading
- it is due to be settled within twelve months after the reporting period or
- there is no unconditional right to defer the settlement of the liability for at least twelve months after the reporting period

The Group classifies all other liabilities as noncurrent.

Deferred income tax assets and liabilities are classified as noncurrent assets and liabilities.



APR 28 2017

### Fair Value Measurement

The Group measures financial instruments at fair value at each reporting date. Additional fair value related disclosures including fair values of financial instruments measured at amortized cost are disclosed in Note 31.

Fair value is the estimated price that would be received to sell an asset or paid to transfer a liability in an orderly transaction between market participants at the measurement date. The fair value measurement is based on the presumption that the transaction to sell the asset or transfer the liability takes place either:

- in the principal market for the asset or liability; or
- in the absence of a principal market, in the most advantageous market for the asset or liability.

The principal or the most advantageous market must be accessible to the Group.

The fair value of an asset or a liability is measured using the assumptions that market participants would use when pricing the asset or liability, assuming that market participants act in their economic best interest.

A fair value measurement of a non-financial asset takes into account a market participant's ability to generate economic benefits by using the asset in its highest and best use or by selling it to another market participant that would use the asset in its highest and best use.

The Group uses valuation techniques that are appropriate in the circumstances and for which sufficient data are available to measure fair value, maximizing the use of relevant observable inputs and minimizing the use of unobservable inputs.

All assets and liabilities for which fair value is measured or disclosed in the financial statements are categorized within the fair value hierarchy, described as follows, based on the lowest level input that is significant to the fair value measurement as a whole:

- Level 1 - Quoted (unadjusted) market prices in active markets for identical assets or liabilities
- Level 2 - Valuation techniques for which the lowest level input that is significant to the fair value measurement is directly or indirectly observable
- Level 3 - Valuation techniques for which the lowest level input that is significant to the fair value measurement is unobservable

For the purpose of fair value disclosures, the Group has determined classes of assets and liabilities on the basis of the nature, characteristics and risks of the asset or liability and the level of the fair value hierarchy as explained above.

### Cash and Cash Equivalents

Cash includes cash on hand and in banks. Cash equivalents are short-term, highly liquid investments that are readily convertible to known amounts of cash with original maturities of three months or less and are subject to an insignificant risk of change in value.


### Financial Assets and Financial Liabilities

The Group recognizes a financial asset or a financial liability in the consolidated statement of financial position when it becomes a party to the contractual provisions of the instrument.

All regular way purchases and sales of financial assets are recognized on the trade date, which is the date that the Group commits to purchase the asset. Regular way purchases or sales are







purchases or sales of financial assets that require delivery of assets within the period generally established by regulation or convention in the market place.

Financial assets and financial liabilities are recognized initially at fair value. Transaction costs are included in the initial measurement of all financial assets and financial liabilities, except for financial instruments measured at Fair value through profit or loss (FVPL). Fair value is determined by reference to the transaction price or other market prices. If such market prices are not readily determinable, the fair value of the consideration is estimated as the sum of all future cash payments or receipts, discounted using the prevailing market rates of interest for similar instruments with similar maturities.

Financial assets are classified into the following categories:

- a. Financial assets at FVPL
- b. Loans and receivables
- c. Held-to-maturity (HTM) investments
- d. AFS financial assets

Financial liabilities, on the other hand, are classified into the following categories:

- a. Financial liabilities at FVPL
- b. Other financial liabilities

As of December 31, 2016 and 2015, the Group has no financial assets or financial liabilities at FVPL and HTM investments.

The Group determines the classification at initial recognition and, where allowed and appropriate, re-evaluates this classification at every reporting date.

*a. Loans and receivables*

This category is the most relevant to the Group. Loans and receivables are non-derivative financial assets with fixed or determinable payments that are not quoted in an active market. After initial measurement, such financial assets are subsequently measured at amortized cost using the effective interest rate (EIR) method, less impairment. Amortized cost is calculated by taking into account any discount or premium on acquisition and fees or costs that are an integral part of the EIR. The EIR amortization is included in finance income in the statements of comprehensive income. The losses arising from impairment are recognized in the consolidated statements of comprehensive income in finance costs for loans and in cost of sales or other operating expenses for receivables.


Included in this category are the Group's cash in banks and cash equivalents, receivables and deposits (presented as part of "Other noncurrent assets" in the consolidated statements of financial position) as of December 31, 2016 and 2015.

*b. AFS financial assets*

AFS financial assets include equity investments and debt securities. Equity investments classified as AFS are those that are neither classified as held-for-trading nor designated at fair value through profit or loss. Debt securities in this category are those that are intended to be held for an indefinite period of time and that may be sold in response to needs for liquidity or in response to changes in the market conditions.

After initial measurement, AFS financial assets are subsequently measured at fair value with unrealized gains or losses recognized in OCI and credited in the AFS reserve until the investment is derecognized, at which time the cumulative gain or loss is recognized in other





operating income, or the investment is determined to be impaired, when the cumulative loss is reclassified from the AFS reserve to the statements of comprehensive income in finance costs. Interest earned whilst holding AFS financial assets is reported as interest income using the EIR method.

The Group evaluates whether the ability and intention to sell its AFS financial assets in the near term is still appropriate. When, in rare circumstances, the Group is unable to trade these financial assets due to inactive markets, the Group may elect to reclassify these financial assets if the management has the ability and intention to hold the assets for foreseeable future or until maturity.

For a financial asset reclassified from the AFS category, the fair value carrying amount at the date of reclassification becomes its new amortized cost and any previous gain or loss on the asset that has been recognized in equity is amortized to profit or loss over the remaining life of the investment using the EIR. Any difference between the new amortized cost and the maturity amount is also amortized over the remaining life of the asset using the EIR. If the asset is subsequently determined to be impaired, then the amount recorded in equity is reclassified to the statement of income.

Unquoted AFS financial assets that do not have ready market prices are measured at cost, less allowance for impairment, if any, since their fair market value cannot be reliably measured.

The Group's AFS financial assets consist of investments in quoted and unquoted equity securities, quoted debt securities, preferred shares and club membership shares as of December 31, 2016 and 2015.

c. *Other financial liabilities*

This category pertains to financial liabilities that are not held for trading or not designated at FVPL upon the inception of the liability. These include liabilities arising from operations (e.g., payables and accruals) or borrowings (e.g., loans and obligations arising from finance lease). The liabilities are recognized initially at fair value and are subsequently carried at amortized cost, taking into account the impact of applying the EIR method of amortization (or accretion) for any related premium (or discount) and any directly attributable transaction costs. Gains and losses on amortization and accretion are recognized in profit or loss.

Included in this category are the Group's short-term loans and borrowings, accounts payable and other liabilities, and due to related parties as of December 31, 2016 and 2015.


Derecognition of Financial Assets and Financial Liabilities

*Financial assets*

A financial asset (or, where applicable, a part of a financial asset or part of a group of similar financial assets) is derecognized when:

- the rights to receive cash flows from the asset have expired; or
- the Group has transferred its rights to receive cash flows from the asset or assumed an obligation to pay the received cash flows in full without material delay to a third party under a 'pass-through' arrangement; and either (a) the Group has transferred substantially all the risks and rewards of the asset, or (b) has neither transferred nor retained substantially all the risks and rewards of the asset, but has transferred control of the asset.





When the Group has transferred its rights to receive cash flows from an asset or has entered into a pass-through arrangement, it evaluates if and to what extent it has retained the risks and rewards of ownership. When it has neither transferred nor retained substantially all of the risks and rewards of the asset, nor transferred control of the asset, the Group continues to recognize the transferred asset to the extent of the Group's continuing involvement. In that case, the Group also recognizes an associated liability. The transferred asset and the associated liability are measured on a basis that reflects the rights and obligations that the Group has retained.

#### *Financial liabilities*

A financial liability is derecognized when the obligation under the liability is discharged or cancelled or has expired.

Where an existing financial liability is replaced by another from the same lender on substantially different terms, or the terms of an existing liability are substantially modified, such an exchange or modification is treated as a derecognition of the original liability and the recognition of a new liability, and the difference in the respective carrying amounts is recognized in profit or loss.

#### Impairment of Financial Assets

The Group assesses, at each reporting date, whether there is objective evidence that a financial asset or a group of financial assets is impaired. An impairment exists if one or more events that has occurred since the initial recognition of the asset (an incurred 'loss event'), has an impact on the estimated future cash flows of the financial asset or the group of financial assets that can be reliably estimated. Evidence of impairment may include indications that the debtors or a group of debtors is experiencing significant financial difficulty, default or delinquency in interest or principal payments, the probability that they will enter bankruptcy or other financial reorganization and observable data indicating that there is a measurable decrease in the estimated future cash flows, such as changes in arrears or economic conditions that correlate with defaults. The Group assesses at each reporting date whether a financial asset or group of financial assets is impaired.


#### *Assets carried at amortized cost*

For financial assets carried at amortized cost, the Group first assesses whether impairment exists individually for financial assets that are individually significant, or collectively for financial assets that are not individually significant. If the Group determines that no objective evidence of impairment exists for an individually assessed financial asset, whether significant or not, it includes the asset in a group of financial assets with similar credit risk characteristics and collectively assesses them for impairment. Assets that are individually assessed for impairment and for which an impairment loss is, or continues to be, recognized are not included in a collective assessment of impairment.

The amount of any impairment loss identified is measured as the difference between the asset's carrying amount and the present value of estimated future cash flows (excluding future expected credit losses that have not yet been incurred). The present value of the estimated future cash flows is discounted at the financial asset's original effective interest rate.

The carrying amount of the asset is reduced through the use of an allowance account and the loss is recognized in the statements of comprehensive income. Interest income (recorded as finance income in the statement of income) continues to be accrued on the reduced carrying amount and is accrued using the rate of interest used to discount the future cash flows for the purpose of measuring the impairment loss. Loans together with the associated allowance are written off when there is no realistic prospect of future recovery and all collateral has been realized or has been transferred to the Group. If, in a subsequent year, the amount of the estimated impairment loss





increases or decreases because of an event occurring after the impairment was recognized, the previously recognized impairment loss is increased or reduced by adjusting the allowance account. If a write-off is later recovered, the recovery is credited to finance costs in the statement of income.

*Assets carried at cost*

If there is objective evidence that an impairment loss on an unquoted equity instrument that is not carried at fair value or on a derivative asset that is linked to and must be settled by delivery of such unquoted equity instrument has been incurred, the amount of the loss is measured as the difference between the asset's carrying amount and the present value of estimated cash flows discounted at the current market rate of return for a similar financial asset.

*AFS financial assets*

For AFS financial assets, the Group assesses at each reporting date whether there is objective evidence that an investment or a group of investments is impaired.

In the case of equity investments classified as AFS, objective evidence would include a significant or prolonged decline in the fair value of the investment below its cost. 'Significant' is evaluated against the original cost of the investment and 'prolonged' against the period in which the fair value has been below its original cost. When there is evidence of impairment, the cumulative loss - measured as the difference between the acquisition cost and the current fair value, less any impairment loss on that investment previously recognized in the statements of comprehensive income, is removed from OCI and recognized in the statement of income. Impairment losses on equity investments are not reversed through profit or loss; increases in their fair value after impairment are recognized in OCI.

The determination of what is 'significant' or 'prolonged' requires judgment. In making this judgment, the Group evaluates, among other factors, the duration or extent to which the fair value of an investment is less than its cost.

In the case of debt instruments classified as AFS, the impairment is assessed based on the same criteria as financial assets carried at amortized cost. However, the amount recorded for impairment is the cumulative loss measured as the difference between the amortized cost and the current fair value, less any impairment loss on that investment previously recognized in the consolidated statements of comprehensive income.

Future interest income continues to be accrued based on the reduced carrying amount of the asset, using the rate of interest used to discount the future cash flows for the purpose of measuring the impairment loss. The interest income is recorded as part of finance income. If, in a subsequent year, the fair value of a debt instrument increases and the increase can be objectively related to an event occurring after the impairment loss was recognized in the consolidated statements of comprehensive income, the impairment loss is reversed through the consolidated statements of comprehensive income.

Offsetting Financial Instruments

Financial assets and financial liabilities are offset and the net amount is reported in the consolidated statement of financial position if there is a currently enforceable legal right to set off the recognized amounts and there is intention to settle on a net basis, or to realize the asset and settle the liability simultaneously. The Group assesses that it has a currently enforceable right of offset if the right is not contingent on a future event, and is legally enforceable in the normal course of business, event of default, and event of insolvency or bankruptcy of the Group and all of the counterparties.



APR 26 2017

### Inventories

Inventories include real estate inventories, food and beverages inventory, and gamefowls which are valued at the lower of cost and net realizable value (NRV).

#### *Real Estate Inventories*

Real estate inventories include completed and on-going projects of the Group, and are stated at the lower of cost and net realizable value. Cost of real estate inventories pertains to the cost of land. Real estate inventories include properties held for future development and properties being constructed for sale in the ordinary course of business, rather than to be held for rental or capital appreciation.

The carrying values of revalued real estate properties as of January 1, 2004 transferred to real estate inventories in 2005 were considered as the assets' deemed cost as of the said date in accordance with PFRS 1, *First-time Adoption of Philippine Financial Reporting Standards*.

### Investments in Associates and Joint Ventures

Investment in an associate in which the Group exercises significant influence and which is neither a subsidiary nor a joint venture of the Group is accounted for under the equity method of accounting.

A joint venture is a type of joint arrangement whereby the parties that have joint control of the arrangement have rights to the net assets of the joint venture. The Group's investment in a joint venture is accounted for using the equity method.

Under the equity method, the investments in associates and joint ventures are carried in the consolidated balance sheet at cost plus post-acquisition changes in the Group's share of the net assets of the associates and joint ventures. The Group's share in the associates' and joint ventures' post-acquisition profits or losses is recognized in the consolidated statement of income, and its share of post-acquisition movements in the associates' and joint ventures' equity reserves is recognized directly in other comprehensive income. When the Group's share of losses in the associate and joint venture equals or exceeds its interest in the associate and joint venture, including any other unsecured receivables, the Group does not recognize further losses, unless it has incurred legal or constructive obligations or made payments on behalf of the associate and joint venture. Profits and losses resulting from transactions between the Group and the associates and joint ventures are eliminated to the extent of the interest in the associates and joint ventures.


The reporting dates of the associate, the joint venture and the Parent Company are identical and the accounting policies of the associate and joint venture conform to those used by the Group for like transactions and events in similar circumstances.

Upon loss of joint control over the joint venture and loss of significant influence over the associate, the Group measures and recognizes any retained investment at its fair value. Any difference between the carrying amount of the joint venture and the associate upon loss of joint control and significant influence, respectively, and the fair value of the retained investment and proceeds from disposal is recognized in profit or loss.

For interest in joint operation, the Group accounts for each assets, liabilities, revenue, share in revenue and expense separately. The Group would recognize in relation to its interest its:

- Assets which include real estate inventories, developed office units and retail development units presented under "Investment Properties" account (see Notes 8 and 13)
- Liabilities, including its share of any liabilities jointly incurred, recorded as "Accrued Expenses"





- Revenue from the sale of its share of the real estate inventories, recorded as “Real Estate Revenue”
- Share of the revenue from services rendered jointly, recorded as part of the “Rental Income”
- Expenses, including its share of expenses incurred jointly, recorded as part of “Selling Expenses”

These joint operations do not involve the establishment of a corporation, partnership or other entity, or a financial structure that is separate from the operators themselves. Each operator has control over its share of future economic benefits through its share of the results of the joint operation.

#### Property and Equipment

Property and equipment, except for land, is stated at cost, net of accumulated depreciation and accumulated impairment losses, if any. The initial cost of property and equipment comprises its purchase price, nonrefundable taxes, any related capitalizable borrowing costs, and other directly attributable costs of bringing the property and equipment to its working condition and location for its intended use. Land is stated at cost.

Expenditures incurred after the property and equipment have been put into operation, such as repairs and maintenance costs, are normally charged to income in the period in which the costs are incurred. In situations where it can be clearly demonstrated that the expenditures have resulted in an increase in the future economic benefits expected to be obtained from the use of an item of property and equipment beyond its originally assessed standard of performance, the expenditures are capitalized as an additional cost of property and equipment.

Depreciation commences when an asset is in its location and condition capable of being operated in the manner intended by the management. Depreciation ceases at the earlier of the date that the asset is classified as held for sale in accordance with PFRS 5, *Non-current Asset Held for Sale and Discontinued Operations*, and the date the asset is derecognized.

Depreciation is computed on a straight-line basis over the estimated useful lives of the assets as follows:


	No. of Years
Land improvements	5 to 25
Building and improvements	5 to 25
Machinery and equipment	3 to 10
Transportation equipment	5 to 10
Furniture and fixtures	5

The residual values and useful lives of property and equipment are reviewed at each financial year end and adjusted prospectively, if appropriate.

An item of property, plant and equipment and any significant part initially recognized is derecognized upon disposal or when no future economic benefits are expected from its use or disposal. Any gain or loss arising on derecognition of the asset (calculated as the difference between the net disposal proceeds and the carrying amount of the asset) is included in the consolidated statement of comprehensive income when the asset is derecognized.

Construction in progress is stated at cost. This includes cost of construction, borrowing costs incurred during the development or construction phase and other direct costs. Borrowing costs are





capitalized until the property is completed and becomes available for use. Construction in progress is not depreciated until such time as the relevant assets are completed and are available for use. The capitalized interest is amortized over the estimated useful life of the related assets.

#### Investment Properties

The Group's investment properties consist of land that is not used in operations and land and building held for lease. Investment properties are measured initially at cost, including transaction costs. The revalued amount of the land is taken as its deemed cost in accordance with PFRS 1 as of the date of adoption.

Investment properties, except land, are subsequently measured at cost less accumulated depreciation and any accumulated impairment in value. Land is subsequently carried at cost less any impairment in value.

Depreciation of investment properties commences once they become available for use and is calculated on a straight-line basis over the estimated useful life of 25 years.

Depreciation ceases at the earlier of the date that the asset is classified as held for sale in accordance with PFRS 5 and the date the asset is derecognized. The estimated useful life and depreciation method are reviewed periodically to ensure that the period and method of depreciation are consistent with the expected pattern of economic benefits from the items of investment property.

Investment properties are derecognized when either they have been disposed of or when the investment properties are permanently withdrawn from use or no future economic benefit is expected from its disposal. Any gain or loss on the retirement or disposal of investment properties is recognized in profit or loss in the year of retirement or disposal.

Transfers are made from investment properties when and only when, there is a change in use, evidenced by commencement of owner occupation or commencement of development with a view to sell. When an entity decides to dispose of an investment property without development, it continues to treat the property as an investment property until it is derecognized (eliminated from the consolidated statement of financial position) and does not treat it as inventory. Similarly, if an entity begins to redevelop an existing investment property for continued future use as investment property, the property remains as investment property and is not reclassified as owner-occupied property during the redevelopment.

Transfers between investment property, owner-occupied property and inventories do not change the carrying amount of the property transferred and they do not change the cost of that property for measurement or disclosure purposes.

#### Franchise Fee

The franchise fee, presented as part of "Other noncurrent assets" in the consolidated statements of financial position, is accounted for at cost less accumulated amortization and any accumulated impairment in value. Costs incurred for the renewal of the Parent Company's franchise for another 25 years starting November 23, 1997 have been capitalized and are amortized over the period covered by the new franchise. The carrying value of the franchise is reviewed for impairment when there are indicators of impairment and any impairment loss is recognized in the profit or loss.





### Impairment of Nonfinancial Assets

The Group assesses, at each reporting date, whether there is an indication that its investment in associates, interest in joint ventures, property and equipment, investment properties and franchise fee may be impaired. If indication exists, or when annual impairment testing for an asset is required, the Group makes an estimate of the asset's recoverable amount. An asset's recoverable amount is the higher of an asset's or CGU's fair value less costs to sell and its value in use and is determined for an individual asset, unless the asset does not generate cash inflows that are largely independent of those from other assets or groups of assets. Where the carrying amount of an asset exceeds its recoverable amount, the asset is considered impaired and is written down to its recoverable amount. In assessing value in use, the estimated future cash flows are discounted to their present value using a pre-tax discount rate that reflects current market assessments of the time value of money and the risks specific to the asset. Impairment losses are recognized in profit or loss in those expense categories consistent with the function of the impaired asset.

An assessment is made at each reporting date as to whether there is any indication that previously recognized impairment losses may no longer exist or may have decreased. If such indication exists, the recoverable amount is estimated. A previously recognized impairment loss is reversed only if there has been a change in the estimates used to determine the asset's recoverable amount since the last impairment loss was recognized. If that is the case, the carrying value of the asset is increased to its recoverable amount. That increased amount cannot exceed the carrying amount that would have been determined, net of depreciation and amortization, had no impairment loss been recognized for the asset in prior years. Such reversal is recognized in the profit or loss. After such a reversal, the depreciation and amortization charge is adjusted in future periods to allocate the asset's revised carrying amount, less any residual value, on a systematic basis over its remaining useful life.

### Capital Stock and Additional Paid-in Capital

Capital stock represents the portion of the paid in capital representing the total par value of the shares issued. When the Parent Company issues more than one class of stock, a separate account is maintained for each class of stock and the number of shares issued. Incremental costs incurred directly attributable to the issuance of new shares are shown in equity as a deduction from proceeds, net of tax.

When the shares are sold at a premium, the difference between the proceeds and the par value is credited to "Additional paid-in capital" account. When shares are issued for a consideration other than cash, the proceeds are measured by the fair value of the consideration received. In case the shares are issued to extinguish or settle the liability of the Parent Company, the shares shall be measured either at the fair value of the shares issued or fair value of the liability settled, whichever is more reliably determinable.

### Retained Earnings

Retained earnings represent the cumulative balance of net income or loss, dividend distributions and effects of changes in accounting policy.

Unappropriated retained earnings represent that portion which is free and can be declared as dividends to stockholders, after adjustments for any unrealized items, which are considered not available for dividend declaration.

Appropriated retained earnings represent that portion which has been restricted and therefore is not available for any dividend declaration.





APR 26 2017

#### Dividend Distribution

Dividends are recognized as a liability and deducted from equity when declared by the BOD of the Company. Dividends for the year that are declared after the reporting date are dealt with as a non-adjusting event after the reporting date.

#### Earnings Per Share (EPS)

Basic EPS is computed by dividing the net income attributable to equity holders of the Parent Company for the year by the weighted average number of common shares outstanding during the year after giving retroactive effect to stock dividends declared and stock rights exercised during the year, if any.

Diluted EPS is calculated by dividing the net income attributable to equity holders of the Parent Company for the year by the weighted average number of common shares outstanding during the year plus the weighted average number of common shares that would be issued on conversion of all the dilutive potential common shares into common shares.

The Parent Company currently does not have potential dilutive common shares.

#### Revenue Recognition

Revenue is recognized to the extent that it is probable that the economic benefits will flow to the Group and the revenue can be reliably measured. Revenue is measured at the fair value of the consideration received, excluding discounts and sales taxes. The Group assesses its revenue arrangements against specific criteria in order to determine if it is acting as principal or agent.

The Group has concluded that it is acting as an agent in its club racing and cockfighting operations and as principal in all other arrangements (i.e., real estate sales and rental services).

The following specific recognition criteria must also be met before revenue is recognized:

##### *Commission income from club races*

Revenue is recognized as earned based on a percentage of gross receipts from ticket sales from horse racing operations in accordance with the Parent Company's franchise agreement.

##### *Commission income from cockfighting*

Revenue is recognized as earned based on a percentage of gross receipts from ticket sales of cockfighting operations.

##### *Revenue from food and beverages*


Revenue from food and beverages are recognized when services are rendered or the goods are sold.

##### *Real estate sales*

The Parent Company assesses whether it is probable that the contract price (which embodies economic benefits) will flow to the Company. Collectability of the contract price is demonstrated by the buyer's commitment to pay, which is supported by the buyer's initial and continuous investments that motivates the buyer to honor its obligation. Collectability is also assessed by considering factors such as collections and credit standing of the buyer.

Revenue from sales of completed real estate projects from the joint venture is accounted for using the full accrual method. In accordance with Philippine Interpretations Committee Q&A No. 2006-01, the percentage-of-completion method is used to recognize income from sales of





projects where the Company has material obligations under the sales contract to complete the project after the property is sold, the equitable interest has been transferred to the buyer, construction is beyond preliminary stage (i.e., engineering, design work, construction contracts execution, site clearance and preparation, excavation and the building foundation are finished), and the costs incurred or to be incurred can be measured reliably. Under this method, revenue is recognized as the related obligations are fulfilled, measured principally on the basis of the estimated completion of a physical proportion of the contract work.

Any excess of collections over the recognized revenue are included in the “Trade payable and buyers’ deposits” under the “Accounts payable and other liabilities” account in the consolidated statements of financial position. If any of the criteria under the full accrual or percentage-of-completion method is not met, the deposit method is applied until all the conditions for recording a sale are met. Pending recognition of sale, cash received from buyers are presented under the “Trade payable and buyers’ deposits” under the “Accounts payable and other liabilities” account in the consolidated statements of financial position.

Cost of real estate sales pertains to the cost of the land and is recognized under the percentage-of-completion method, if the criteria of the full accrual method are not satisfied. The cost of inventory recognized in the consolidated statements of comprehensive income upon sale is determined with reference to the costs of the land contributed for the property, allocated to saleable area based on relative size and takes into account the percentage of completion used for revenue recognition purposes.

For income tax purposes, full recognition is applied when more than 25% of the selling price has been collected in the year of sale. Otherwise, the installment method is applied.

*Rental income from stables, building and other facilities*

Revenue from the lease of stables, building and other facilities is recognized in the consolidated statements of comprehensive income on a straight-line basis over the lease term.

*Interest income*

Revenue is recognized as the interest accrues taking into account the effective yield on the asset.

*Dividend income*

Revenue is recognized when the Parent Company’s right to receive the payment is established.

Cost of Sales and Services and Expenses

Cost of club races, cost of cockfighting, cost of rental services and expenses are recognized in the consolidated statement of comprehensive income at the date they are incurred.


General and administrative expenses constitute cost of administering the business. Selling expense pertains to the marketing fees related to the real estate sales.

Other Comprehensive Income (OCI)

Items of income and expense (including items previously presented under the consolidated statements of changes in equity) that are not recognized in the profit or loss for the year are recognized as OCI and are presented as OCI in the consolidated statements of comprehensive income.

The OCI of the Group pertains to gains and losses on remeasuring AFS financial assets and actuarial gains (losses) on remeasurement of retirement plan.





Retirement Benefits Cost

The Parent Company has noncontributory funded defined benefit plans, administered by trustees, covering substantially all of its regular employees.

The cost of providing benefits under the defined benefit plans is determined separately for each plan using the projected unit credit actuarial valuation method. Projected unit credit method reflects services rendered by employees to the date of valuation and incorporates assumptions concerning employees' projected salaries.

Defined benefit costs comprise service cost, net interest on the net defined benefit liability or asset and remeasurements of net defined benefit liability or asset.

Service costs which include current service costs, past service costs and gains or losses on non-routine settlements are recognized as expense in profit or loss. Past service costs are recognized when plan amendment or curtailment occurs. These amounts are calculated periodically by independent qualified actuaries.

Net interest on the net defined benefit liability or asset is the change during the period in the net defined benefit liability or asset that arises from the passage of time which is determined by applying the discount rate based on government bonds to the net defined benefit liability or asset. Net interest on the net defined benefit liability or asset is recognized as expense or income in profit or loss.

Remeasurements comprising actuarial gains and losses, return on plan assets and any change in the effect of the asset ceiling (excluding net interest on defined benefit liability) are recognized immediately in OCI in the period in which they arise. Remeasurements are not reclassified to profit or loss in subsequent periods.

Plan assets are assets that are held by a long-term employee benefit fund or qualifying insurance policies. Plan assets are not available to the creditors of the Group, nor can they be paid directly to the Group. Fair value of plan assets is based on market price information. When no market price is available, the fair value of plan assets is estimated by discounting expected future cash flows using a discount rate that reflects both the risk associated with the plan assets and the maturity or expected disposal date of those assets (or, if they have no maturity, the expected period until the settlement of the related obligations). If the fair value of the plan assets is higher than the present value of the defined benefit obligation, the measurement of the resulting defined benefit asset is limited to the present value of economic benefits available in the form of refunds from the plan or reductions in future contributions to the plan.


Leases

The determination of whether the arrangement is, or contains, a lease is based on the substance of the arrangement at inception date of whether the fulfillment of the arrangement is dependent on the use of a specific asset or assets or the arrangement conveys a right to use the asset.

A reassessment is made after inception of the lease only if one of the following applies:

- a. there is a change in contractual terms, other than a renewal or extension of the arrangement
- b. a renewal option is exercised or extension is granted, unless the term of the renewal or extension was initially included in the lease term
- c. there is a change in the determination of whether fulfillment is dependent on a specified asset or
- d. there is substantial change to the asset





When a reassessment is made, lease accounting shall commence or cease from the date when the change in circumstances gives rise to reassessment for scenario (a), (c) or (d) and at the date of renewal or extension period for scenario (b).

*The Group as a lessee*

Leases, where the lessor retains substantially all the risks and benefits of ownership of the asset, are classified as operating leases. Operating lease payments are recognized as an expense in profit or loss on a straight-line basis over the lease term.

*The Group as a lessor*

Leases where the Group does not transfer substantially all the risks and benefits of ownership of the asset are classified as operating leases. Rental income is recognized in profit or loss on a straight-line basis over the lease term. Initial direct costs incurred in negotiating an operating lease are added to the carrying amount of the leased asset and recognized over the lease term on the same basis as rental income. Contingent rents are recognized as revenue in the period in which these are earned.

Borrowing Costs

Borrowing costs directly attributable to the acquisition, construction or production of an asset that necessarily takes a substantial period of time to get ready for its intended use or sale are capitalized as part of the cost of the asset. All other borrowing costs are expensed as incurred. Borrowing costs consist of interest and other costs that an entity incurs in connection with the borrowing of funds.

Taxes

*Current tax*

Current tax assets and liabilities for the current and prior periods are measured at the amount expected to be recovered from or paid to the taxation authorities. The tax rates and tax laws used to compute the amount are those that are enacted or substantively enacted at the reporting date.

For income tax purposes, full revenue recognition on real estate sales is applied when more than 25% of the contract price has been collected in the year of sale; otherwise, the installment method is applied, where real estate sales are recognized based on collection multiplied by the gross profit rates of the individual sales contracts.


*Deferred tax*

Deferred tax is recognized using the liability method, on all temporary differences at the reporting date between the tax bases of assets and liabilities and their carrying amounts for financial reporting purposes.

Deferred tax liabilities are recognized for all taxable temporary differences, including asset revaluations. Deferred tax assets are recognized for all deductible temporary differences, carryforward benefits of unused tax credits from excess minimum corporate income tax (MCIT) over the regular corporate income tax (RCIT) and unused net operating loss carryover (NOLCO), to the extent that it is probable that sufficient future taxable income will be available against which the deductible temporary differences and carryforward benefits of unused tax credits and unused tax losses can be utilized.

The carrying amount of deferred tax assets is reviewed at each reporting date and reduced to the extent that it is no longer probable that sufficient future taxable income will be available to allow all or part of the deferred tax asset to be utilized. Unrecognized deferred tax assets are reassessed





at each reporting date and are recognized to the extent that it has become probable that sufficient future taxable income will allow the deferred tax assets to be recovered.

Deferred tax assets and deferred tax liabilities are measured at the tax rates that are expected to apply to the year when the assets are realized or the liabilities are settled, based on tax rates (and tax laws) that have been enacted or substantially enacted at the reporting date.

Deferred tax assets and deferred tax liabilities are offset if a legally enforceable right exists to offset current tax assets against current tax liabilities and the related deferred taxes relate to the same taxable entity and the same taxation authority.

Income tax relating to items recognized directly in equity is recognized in equity and not in profit or loss.

#### *VAT*

Revenue, expenses and assets are recognized net of the amount of VAT except where the VAT incurred on a purchase of assets or services are not recoverable from the taxation authority, in which case the VAT is recognized as part of the cost of acquisition of the asset or as part of the expense item as applicable.

#### Foreign Currency Denominated Transactions and Translations

Transactions denominated in foreign currency are recorded using the exchange rate at the date of the transaction. Outstanding monetary assets and liabilities denominated in foreign currencies are translated using the closing exchange rate at reporting date. All foreign exchange gains and losses are recognized in profit or loss.

#### Provisions

Provisions are recognized when: (1) the Group has a present obligation (legal or constructive) as a result of a past event; (2) it is probable that an outflow of resources embodying economic benefits will be required to settle the obligation; and (3) a reliable estimate of the amount of the obligation can be made. If the effect of the time value of money is material, provisions are determined by discounting the expected future cash flows at a pre-tax rate that reflects current market assessment of the time value of money and, where appropriate, the risks specific to the liability.

When discounting is used, the increase in the provision due to the passage of time is recognized as an interest expense. When the Group expects a provision or loss to be reimbursed, the reimbursement is recognized as a separate asset but only when the reimbursement is virtually certain and its amount is estimable.

#### Contingencies

Contingent liabilities are not recognized in the consolidated financial statements but are disclosed unless the possibility of an outflow of resources embodying economic benefits is remote.

Contingent assets are not recognized in the consolidated financial statements but are disclosed when an inflow of economic benefits is probable. Contingent assets are assessed continually to ensure that developments are appropriately reflected in the consolidated financial statements. If it has become virtually certain that an inflow of economic benefits will arise, the asset and the related income are recognized in the consolidated financial statements.

#### Segment Reporting

The Group's operating businesses are organized and managed separately according to the nature of the products and services provided, with each segment representing a strategic business unit



APR 26 2017

that offers different products and serves different markets. Financial information on the Group's operating segments is presented in Note 29 to the consolidated financial statements.

#### Events After the Reporting Date

Events after the reporting date that provide additional information about the Group's financial position at the reporting date (adjusting events), if any, are reflected in the consolidated financial statements. Events after the reporting date that are not adjusting events are disclosed in the notes to the consolidated financial statements when material.

---

## 5. Significant Accounting Judgments, Estimates and Assumptions

The preparation of the consolidated financial statements in accordance with PFRS requires the Group to make judgments, estimates and assumptions that affect the amounts reported in the consolidated financial statements and accompanying notes. The judgments, estimates and assumptions used are based on management's evaluation of relevant facts and circumstances as of the date of the consolidated financial statements. Actual results could differ from the estimates and assumptions used. The effects of any change in estimates or assumptions are reflected in the consolidated financial statements when these become reasonably determinable.

Estimates and judgments are continually evaluated and are based on historical experience and other factors, including expectations of future events that are believed to be reasonable under the circumstances.

#### Judgments

In the process of applying the Group's accounting policies, management has made the following judgments, apart from those involving estimations, which have the most significant effect on amounts recognized in the consolidated financial statements.

#### *Determination if control exists in an investee company*

Control is presumed to exist when an investor is exposed, or has rights, to variable returns from its involvement with the investee and has the ability to affect those returns through its power over the investee. On the other hand, joint control is presumed to exist when the investors contractually agreed sharing of control of an arrangement, which exists only when decisions about the relevant activities require the unanimous consent of the parties sharing control. Management has determined that it has control by virtue of its power to cast the majority votes at meetings of the BOD in all of its subsidiaries (see Note 1).

#### *Determination if joint control exists in a joint venture*

Joint control is the contractually agreed sharing of control of an arrangement, which exists only when decisions about the relevant activities require the unanimous consent of the parties sharing control. Management has determined that it has joint control in San Lazaro BPO Complex Joint Venture and Gamespan Inc. since the strategic financial and operating decisions of the entity are made jointly for all relevant activities by the venturers through its BOD (see Note 1).

#### *Determination if significant influence exist in an associate*

Significant influence exist when an investor has the power to participate in the financial and operating policy decisions of the investee but is not control or joint control. Management has determined that the Group has significant influence in MIC since the Group has the power to appoint representatives to the BOD of MIC to participate in the financial and operating policy decision (see Note 1).





*Determination of joint venture or joint operation*

A joint operation is a joint arrangement whereby the parties that have joint control of the arrangement (i.e., joint operators) have rights to the assets, and obligations for the liabilities, relating to the arrangement. A joint venture is a joint arrangement whereby the parties that have joint control of the arrangement (i.e., joint venturers) have rights to the net assets of the arrangement.

Management has determined that arrangement for ventures with Avida, Alveo and CCC are classified as joint operations since the Group have rights to the assets and obligations for the liabilities relating to the arrangement and not to the net assets of the arrangement.

*Determination of Acquisition of Group of Assets as a Business in Accordance with PFRS 3.*

Management uses judgment in assessing if the group of assets and liabilities acquired would constitute a business. In accordance with PFRS 3, business is defined as an integrated set of activities and assets that is capable of being conducted and managed for the purpose of providing a return in the form of dividends, lower costs or other economic benefits directly to investors or other owners, members or participants.

On August 25, 2016, the Parent Company acquired 56.87 percent of the total capital stock of Apo Reef World Resorts, Inc. for ₱89.9 million. The acquisition did not qualify as an acquisition of a business in accordance with PFRS 3 since the Parent Company acquired only inputs in the form of parcels of land situated in Mamburao, Mindoro and was not able to acquire any processes. There were no indicators of substantive processes and/or services acquired or provided as of acquisition date (see Note 13).

*Classification of leases*

Management exercises judgment in determining whether substantially all the significant risks and rewards of ownership of the leased assets are transferred to the Group. Lease agreements which transfer to the Group substantially all the risks and rewards incidental to ownership of the leased items are accounted for as finance leases. Otherwise, these are considered as operating leases.

a. *Operating lease commitments - the Group as a lessor*

The Group has entered into lease agreements on certain items of its property and equipment and investment properties. The Group has determined that it retains all the significant risks and rewards of ownership of these properties. i.e. ownership of the assets remains with the Group at the end of the lease terms. Accordingly, the lease agreements are accounted for as operating leases (see Notes 12, 13 and 30).

b. *Operating lease commitments - the Parent Company as lessee*

The Parent Company has entered into a lease agreement for the lease of office and parking lots where it has determined that the risks and rewards related to the leased assets are retained by the lessor. i.e. ownership of the assets remains with the lessor at the end of the lease term. As such, the lease agreement was accounted for as an operating lease (see Note 30).

*Impairment of noncurrent nonfinancial assets*

The Group assesses at each reporting date whether there is any indication that its interest in associates and joint ventures, property and equipment, investment properties and franchise fee may be impaired. Indication of impairment includes: (a) decline in the asset's market value that is significantly higher than would be expected from normal use; (b) evidence of obsolescence or physical damage; (c) internal reports indicate that the economic performance of the asset will be worse than expected; etc. If such indication exists, the entity shall estimate the recoverable





amount of the asset, which is the higher of an asset's or CGU's fair value less costs to sell and its value in use.

There are no impairment of noncurrent nonfinancial assets in 2016, 2015 and 2014. The carrying values of the Group's interest in associates and joint ventures, property and equipment, investment properties, and franchise fee of December 31, 2016 and 2015 are disclosed in Notes 10, 12, 13 and 14 to the consolidated financial statements, respectively.

#### Estimates and Assumptions

The key assumptions concerning the future and other key sources of estimation and uncertainty at the reporting date that have a significant risk of causing a material adjustment to the carrying amounts of assets and liabilities within the next financial year are discussed below.

#### *Estimation of allowance for doubtful accounts*

The allowance for doubtful accounts relating to receivables is estimated based on two methods. The amounts calculated using each of these methods are combined to determine the total allowance to be provided. First, specific accounts are evaluated based on information that certain customers may be unable to meet their financial obligations. In these cases, judgment is used based on the best available facts and circumstances, including but not limited to, the length of relationship with the customer and the customer's current credit status based on third party credit reports and known market factors, to record specific reserves against amounts due to reduce receivable amounts expected to be collected. These specific reserves are re-evaluated and adjusted as additional information received impacts the amounts estimated. Second, a collective assessment of historical collection, write-off, experience and customer payment terms is made. The amount and timing of recorded expenses for any period could therefore differ based on the judgments or estimates made. An increase in the Group's allowance for doubtful accounts will increase its recorded operating expenses and decrease its current assets.

As of December 31, 2016 and 2015, the carrying value of receivables (including noncurrent portion of real estate receivables), net of allowance for doubtful accounts, are disclosed in Note 7 to the consolidated financial statements.

In 2016, 2015, and 2014, provision for doubtful accounts are disclosed in Notes 7 and 18 to the consolidated financial statements, and written off receivable accounts without previous impairment allowance are disclosed in Notes 7 and 24 to the consolidated financial statements.


#### *Determination of NRV of real estate inventories*

The Group's estimates of the NRVs of real estate inventories are based on the most reliable evidence available at the time the estimates are made of the amount that the inventories are expected to be realized. These estimates consider the fluctuations of price or cost directly relating to events occurring after the end of the period to the extent that such events confirm conditions existing at the end of the period. A new assessment is made of the NRV in each subsequent period. When the circumstances that previously caused inventories to be written down below cost no longer exist or when there is a clear evidence of an increase in NRV because of change in economic circumstances, the amount of the write-down is reversed so that the new carrying amount is the lower of the cost and the revised NRV.

As of December 31, 2016 and 2015, the cost of the real estate inventories, the amount written down to NRV and the carrying value of the real estate inventories are disclosed in Note 8 to the consolidated financial statements.







*Estimation of impairment of AFS financial assets*

The Group treats AFS financial assets as impaired when there has been a significant or prolonged decline in the fair value below their cost or where other objective evidence of impairment exists.

The determination of what is 'significant' or 'prolonged' requires judgment.

The Group treats 'significant' generally as 20% or more of original cost and 'prolonged' as greater than 12 months. In addition, the Group evaluates other factors, including normal volatility in share price for quoted equity securities and the future cash flows and the discount factors for unquoted equity securities.

As of December 31, 2016 and 2015, the carrying value of the Group's AFS financial assets are disclosed in Note 11 to the consolidated financial statements. Impairment loss of ₱2.0 million was recognized in 2016 and nil in 2015 and 2014.

*Estimation of the useful lives of property and equipment and investment properties (excluding Land)*

The Group estimates the useful lives of property and equipment and investment property based on the internal technical evaluation and experience with similar assets. Estimated useful lives of property and equipment and investment property (the period over which the assets are expected to be available for its intended use) are reviewed periodically and are updated if expectations differ from previous estimates due to physical wear and tear, technical and commercial obsolescence and other limits on the use of the assets.

There were no changes in the useful lives of property and equipment and investment properties in 2016, 2015, and 2014. As of December 31, 2016 and 2015 the carrying amount of depreciable property and equipment are disclosed in Note 12 to the consolidated financial statements. The carrying amount of depreciable investment property as of December 31, 2016 and 2015 are disclosed in Note 13 to the consolidated financial statements.

*Recognition of deferred tax assets*

The Group reviews the carrying amount of the deferred tax assets at each reporting date and adjusts to the extent that it is no longer probable that sufficient future taxable profit will be available to allow all or part of the deferred tax assets to be utilized.


As of December 31, 2016 and 2015, the Parent Company's deferred tax assets and subsidiaries' unrecognized deferred tax assets are disclosed in Note 25 to the consolidated financial statements.

*Estimation of retirement benefits cost and obligations*

The determination of the obligation and cost for retirement benefits cost is dependent on management's selection of certain assumptions used by the actuary in calculating such amounts. Those assumptions are described in Note 21 and include among others, discount rates, expected rate of return on plan assets and expected rate of salary increase. Actual results that differ from the Group's assumptions are accumulated and amortized over the future periods and therefore generally affect the recognized expense and recorded obligation in such future period. While the Group believes that the assumptions are reasonable and appropriate, significant differences in actual experience or significant changes in assumptions may materially affect the Group's retirement and other retirement obligations.

As of December 31, 2016 and 2015, the carrying value of accrued retirement benefits are disclosed in Note 21 to the consolidated financial statements. Retirement benefits cost in 2016, 2015 and 2014 are disclosed in Note 21 to the consolidated financial statements.





**6. Cash and Cash Equivalents**

This account consists of:

	2016	2015
Cash on hand	P13,676,015	P9,742,835
Cash in banks	133,995,064	95,908,691
Cash equivalents	24,166,563	28,819,236
	<b>P171,837,642</b>	<b>P134,470,762</b>


Cash in banks generally earns interest at the respective bank deposit rates. Cash equivalents are short-term deposits made for varying periods of up to three months and earn interest at the respective short-term deposit rates. Interest income earned amounted to P0.6 million, P2.0 million, and P1.8 million in 2016, 2015 and 2014, respectively (see Note 22).

**7. Receivables**

This account consists of:

	2016	2015
<b>Trade</b>		
Real estate receivables - current portion	P136,036,096	P168,468,704
Rent receivables (see Notes 12 and 13)	11,192,382	9,253,915
Receivables from off-track betting (OTB) operators	9,498,330	1,150,427
Receivable from Philippine Amusement and Gaming Corporation (PAGCOR) (Note 30)	6,996,536	8,061,391
<b>Non-trade</b>		
Receivable from third parties	15,252,500	1,969,000
Advances and loans to officers and employees (Note 26)	14,892,438	6,201,609
Receivable from contractors	7,141,495	7,796,446
Dividends receivable (Note 10)	5,772,409	3,640,837
Due from related parties (Note 26)	4,999,109	4,116,424
Claims for tax credit certificates (TCC)	2,252,054	2,252,054
Advances to suppliers	1,735,093	2,296,102
Receivable from Metro Manila Turf Club (MMTC) (Note 30)	-	653,863
Others	10,522,758	8,761,323
	<b>226,291,200</b>	<b>224,622,095</b>
Less allowance for doubtful accounts	37,855,574	24,552,613
	<b>P188,435,626</b>	<b>P200,069,482</b>





Real Estate Receivables

The real estate receivables of the Parent Company are as follows:

	2016	2015
Current	₱136,036,096	₱168,468,704
Noncurrent	108,575,994	45,121,918
	<b>₱244,612,090</b>	<b>₱213,590,622</b>

Real estate receivables, which are collectible in monthly installments, represent noninterest-bearing receivables with average term ranging from two to three years. Titles to condominium properties are not transferred to the buyers until full payment is made.

Interest income from accretion of real estate receivables amounted to ₱7.9 million, ₱2.6 million, ₱10.4 million in 2016, 2015, and 2014, respectively (see Note 22).

Receivable from Third Parties

Receivable from third parties bear an interest of 12% per annum and are generally settled within 30-90 day term. Interest income earned on receivable from third parties amounted to ₱2.1 million in 2016, ₱0.1 million in 2015, and nil in 2014 (see Note 22).

Advances and Loans to Officers and Employees

The Parent Company grants salary loans and advances to its officers, payable through salary deductions. The loans bear an average interest rate of 9% per annum. Interest income earned on advances and loans to officers and employees amounted to ₱0.6 million in 2016 and ₱0.2 million in 2015 and 2014 (see Note 22).

Receivable from contractors

This pertains to deposits made by the Parent Company to the contractors not yet deducted from the billings of the Parent Company

Claims for TCC

The Parent Company accrued ₱2.3 million for its claim against the City of Manila for a tax refund for undue payment of franchise tax on race tracks, amusement taxes on admission and real property taxes levied against the Parent Company for the years 1994 and 1995 pursuant to Manila Revenue Code of 1993 (Ordinance No. 7794).

The Trial Court rendered a decision in favor of the Parent Company on March 7, 1997 ordering the City of Manila to grant the Parent Company a tax refund of ₱2.3 million and for which a *writ of execution* was already issued on May 12, 2003 by the Trial Court. Prior to the implementation of the *writ of execution*, the Parent Company entered into a compromise agreement with the City of Manila for an out-of-court settlement. The *writ of execution* issued by the Trial Court has not been implemented as of April 25, 2017.


Advances to Suppliers

Advances to suppliers are noninterest-bearing payments, which is normally within twelve months or within the normal operating cycle.

Other Receivables

Other receivables include accrued interest and other various individually insignificant items.





Allowance for Doubtful Accounts

The following table shows the rollforward of the allowance for doubtful accounts as of December 31, 2016 and 2015:

	2016	2015
Balance at beginning of year	P24,552,613	P11,664,616
Provision during the year (Note 18)	13,658,247	13,249,397
Amounts written off during the year	(276,673)	(324,890)
Recovery of doubtful accounts	(78,613)	(36,510)
<b>Balance at end of year</b>	<b>P37,855,574</b>	<b>P24,552,613</b>

Details of allowance for doubtful accounts per class of receivable are as follows:

	2016	2015
Trade	P24,386,627	P11,393,551
Non-trade	13,468,947	13,159,062
<b>Balance at end of year</b>	<b>P37,855,574</b>	<b>P24,552,613</b>

Allowance for doubtful accounts as of December 31, 2016 and 2015 were based on collective assessment made by management.

The Parent Company directly wrote-off receivables amounting to P0.5 million, P1.4 million, and P5.0 million in 2016, 2015, and 2014 respectively (see Note 24).

**8. Inventories**

This account consists of:

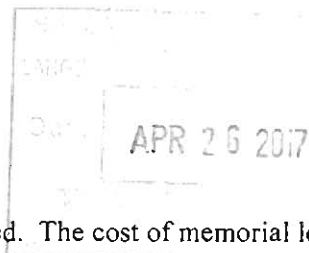
	2016	2015
Real estate:		
Land held for development - at cost	P38,189,898	P38,189,898
Condominium units for sale - at cost	30,233,390	42,771,653
Memorial lots for sale - at net realizable value	8,379,931	8,449,965
Residential units for sale - at cost	4,516,933	4,318,107
	<b>81,320,152</b>	<b>93,729,623</b>
Food and beverages - at cost	561,832	527,629
Gamefowls - at cost	2,052,000	547,000
	<b>P83,933,984</b>	<b>P94,804,252</b>

Condominium units for sale and residential units for sale pertain to the completed condominium and residential projects of the Parent Company. In 2016 and 2015, revenue from real estate pertains to sale of completed condominium units and residential units.

The movements in the real estate inventories account are as follows:

	2016	2015
Balance at beginning of year	P93,729,623	P94,737,701
Cost of real estate sold (Note 17)	12,409,471	1,008,078
<b>Balance at end of year</b>	<b>P81,320,152</b>	<b>P93,729,623</b>





In 2016, 2015 and 2014, no impairment loss was recognized. The cost of memorial lots for sale as at December 31, 2016 and 2015 amounted to ₱9.8 million.

The Parent Company entered into agreements with certain real estate developers to develop their properties located in Sta. Cruz, Manila and Carmona, Cavite into condominium units and residential complexes. Significant provisions of the agreements are discussed below.

Condominium units for sale

On February 26, 2005, the Parent Company entered into Joint Development Agreements (JDAs) with Avida Land Corporation (Avida) and Alveo Land Corporation (Alveo) for the development of 5.2 hectares and 1.3 hectares (the “Project Areas”), respectively, of the Parent Company’s 11.6-hectare property located in Sta. Cruz, Manila, into a primary residential complex consisting of condominium buildings and townhouses (the “Project”). Under the JDAs, the Parent Company agreed and contributed its rights, title and interest in the Project and the Project Areas, while Avida and Alveo agreed and provided the necessary capital to finance the Project and expertise to develop the Project Areas. In return for their respective contributions to the Project, the Parent Company, Avida and Alveo received their respective allocation as described in the JDAs.

Towers 1 to 5 of AVIDA and Towers 1 and 2 of Alveo are fully completed as of December 31, 2016 and 2015. The construction of Tower 3 of Alveo is 88.10%, 63.00% and 39.82% complete as of December 31, 2016, 2015 and 2014, respectively.

Residential units for sale

On February 24, 2004, the Parent Company entered into an agreement with Century Communities Corporation (CCC) for the development of 17.09 hectares of the Parent Company’s 33-hectare property in Carmona, Cavite into an exclusive residential subdivision with some commercial areas. As of December 31, 2016, the project is 100% complete.

Marketing expense, presented as “Selling expense” in the consolidated statements of comprehensive income, is the share of the Parent Company in the marketing cost pertaining to real estate operations. The amount of marketing cost in 2016, 2015 and 2014 amounted to ₱9.7 million, ₱4.4 million, and ₱7.2 million, respectively.

Gamefowls

The movements in the gamefowl inventory account are as follows:

	2016	2015
Balance at beginning of year	₱547,000	₱-
Purchases	12,020,520	1,623,000
Cost of gamefowls used (Note 17)	10,515,520	1,076,000
<b>Balance at end of year</b>	<b>₱2,052,000</b>	<b>₱547,000</b>

There were no write-down of inventories in 2016 and 2015.



APR 26 2017

9. **Other Current Assets**

This account consists of:

	2016	2015
Prepaid expenses	P5,993,868	P6,099,400
Prepaid income tax	4,048,517	4,968,118
Input VAT	681,327	72,548
Deposit	351,569	80,000
Others	177,294	111,570
	<b>P11,252,575</b>	<b>P11,331,636</b>

Prepaid expenses include prepayments made for insurance and licenses.

Others include prepaid insurance and rental deposit.


10. **Investment in Associates and Joint Ventures**

Investment in associates and joint ventures consist of:

	2016	2015
<b>Cost</b>	<b>P2,312,510,445</b>	<b>P2,312,510,445</b>
<b>Equity in net earnings (losses) of associates and joint ventures</b>		
Beginning balance	(11,248,401)	(2,362,409)
Equity in net earnings (losses) during the year	(70,529,999)	12,478,009
Share on dividends declared	(25,336,438)	(21,364,001)
	<b>(107,114,838)</b>	<b>(11,248,401)</b>
	<b>P2,205,395,607</b>	<b>P2,301,262,044</b>

	2016	2015
<b>Investment in associates</b>		
MIC	P2,185,285,142	P2,282,630,067
Techsystems	-	-
	<b>2,185,285,142</b>	<b>2,282,630,067</b>
<b>Investment in joint ventures</b>		
Gamespan	9,792,161	9,792,161
SLLBPO	10,318,304	8,839,816
	<b>20,110,465</b>	<b>18,631,977</b>
	<b>P2,205,395,607</b>	<b>P2,301,262,044</b>





Investment in Associates

*MIC.* Investment in MIC pertains to the Group's 22.31% interest in MIC as of December 31, 2016 and 2015. MIC started its commercial operations on January 6, 2016. The movements and details of the accounts are as follows:

	2016	2015
Investment in associate	P2,282,630,067	P2,294,664,038
Equity in net losses of the associate	(97,344,925)	(12,033,971)
	<b>P2,185,285,142</b>	<b>P2,282,630,067</b>

The summarized financial information of MIC is as follows:

	2016	2015
Current assets	P796,509,099	P2,164,115,672
Noncurrent assets	5,894,901,689	3,902,539,758
Current liabilities	660,273,522	625,230,122
Noncurrent liabilities	3,472,787,465	2,475,451,860
Equity	2,558,349,801	2,965,973,448
Income	223,525,258	4,767,659
Expenses	669,888,624	58,707,468
Net loss	446,363,366	53,939,809

Movement in equity pertains to collection of subscription receivable amounting to P38.7 million in 2016.

The difference between the carrying values of investment in MIC against the share in net asset of MIC as of December 31, 2016 and December 31, 2015 represents goodwill amounting to P1.6 billion.

Fair value of the investment in MIC as of December 31, 2016 and 2015 amounted to P2.47 billion and P2.48 billion, respectively.

*Techsystems.* The investment in associate, Techsystems, pertains to the acquisition cost of P1.0 million representing 33.33% ownership of the Parent Company. Techsystems undertakes to facilitate the short message service betting or online betting for the races conducted by the Parent Company. As of December 31, 2016 and 2015, investment in Techsystems is fully provided with allowance. As of December 31, 2016, Techsystems has not yet started commercial operations.


The summarized financial information of Techsystems is as follows:

	2016	2015
Total liabilities	P5,184,317	P5,167,650
Capital deficiency	(5,184,317)	(5,167,650)

Investment in Joint Ventures

*Gamespan.* Gamespan was incorporated on June 20, 2012 to operate and manage the totalizator hardware and software owned by the Parent Company, set-up new media infrastructure for offering and taking bets in horse racing and other sports. It shall also have the exclusive broadcast





rights to all the races and other games operated by the Parent Company which it may distribute to different broadcasters to maximize viewership and participation. As of December 31, 2016, Gamespan has not yet started its commercial operations.

The summarized financial information of the Gamespan is as follows:

	2016	2015
Current assets	<b>₱20,184,979</b>	₱20,184,979
Noncurrent assets	<b>29,167</b>	29,167
Current liabilities	<b>629,824</b>	629,824
Equity	<b>19,584,322</b>	19,584,322

Equity in joint venture in Gamespan amounted to ₱9.8 million in 2016 and 2015. Equity in net earnings amounted to nil in 2015 and 2016.

*SLBPO.* On December 12, 2008, the Parent Company entered into a JVA with Ayala Land, Inc. (ALI) to create SLBPO, an incorporated entity, for the purpose of leasing, managing and administering the developed office units and retail development area in the building complex at the Sta. Cruz property (the Building Complex). The Building Complex was also constructed and developed under a JDA with ALI.

The movement of the equity in joint venture of the San Lazaro JV for period ended December 31, 2016 and 2015 is as follows:

	2016	2015
Balance at beginning of year	<b>₱8,839,816</b>	₱5,691,837
Equity in net earnings for the year	<b>26,814,926</b>	24,511,980
Share on dividends declared	<b>(25,336,438)</b>	(21,364,001)
Balance at end of year	<b>₱10,318,304</b>	₱8,839,816

Dividend receivable from the JV amounted to ₱5.8 million and ₱3.6 million in 2016 and 2015, respectively (see Note 7).

The summarized financial information of the San Lazaro JV is as follows:

	2016	2015
Current assets	<b>₱172,139,600</b>	₱170,004,540
Noncurrent assets	<b>18,603,188</b>	15,837,279
Current liabilities	<b>113,616,679</b>	107,827,582
Noncurrent liabilities	<b>27,628,073</b>	33,444,496
Equity	<b>49,498,036</b>	44,569,741
Dividends	<b>84,454,792</b>	71,213,336
Income	<b>147,950,707</b>	95,060,877
Expenses	<b>58,567,620</b>	13,354,278
Net income	<b>89,383,087</b>	81,706,599







Equity in net earnings (losses) of associates and joint ventures

	2016	2015	2014
MIC	(P97,344,925)	(P12,033,971)	(P6,856,407)
SLBPO	26,814,926	24,511,980	23,955,135
Gamespan	-	-	-
	<b>(P70,529,999)</b>	<b>P12,478,009</b>	<b>P17,098,728</b>

**11. AFS Financial Assets**

This account consists of:

	2016	2015
At fair value:		
Quoted equity securities	<b>P12,628,515</b>	P14,772,592
Quoted debt securities	-	16,536,916
At cost:		
Unquoted equity securities	633,297	633,297
	<b>P13,261,812</b>	<b>P31,942,805</b>

The reconciliation of the carrying amounts of AFS financial assets is as follows:

	2016	2015
Balance at beginning of year	<b>P31,942,805</b>	P22,067,765
Additions during the year	-	21,297,900
Disposal during the year	(17,663,916)	(11,713,950)
Unrealized mark-to-market gains (losses) during the year	(1,017,077)	291,090
Balance at end of year	<b>P13,261,812</b>	<b>P31,942,805</b>

The movements in net cumulative changes in fair values of AFS financial assets are as follows:

	2016	2015
Balance at beginning of year	<b>P3,923,214</b>	P5,216,306
Impairment loss reclassified to profit or loss (see Note 24)	1,983,500	-
Unrealized mark-to-market gains (losses) during the year	(1,017,077)	291,090
Realized mark-to-market gains (losses) during the year	72,984	(1,584,182)
Balance at end of year	<b>P4,962,621</b>	<b>P3,923,214</b>

The fair values of quoted AFS financial assets are determined based on published prices in an active market. AFS financial assets that are unquoted and do not have ready market prices are measured at cost, less allowance for impairment, if any, since their fair value cannot be reliably measured.

Gain on sale of AFS financial assets amounted to P0.4 million in 2016, P2.6 million in 2015, and P1.3 million in 2014 (see Note 24). Dividend income from these investments amounted to



APR 26 2017

₱0.5 million in 2016, ₱0.4 million in 2015, and ₱0.8 million in 2014 (see Note 24). Interest income on quoted debt securities amounted to ₱0.4 million in 2016, ₱0.2 million in 2015, and ₱0.4 million in 2014 (see Note 22).

## 12. Property and Equipment

Movements in this account are as follows:

### 2016


	January 1	Additions	Disposals	Reclassifications and adjustments	December 31
<b>Cost</b>					
Land	₱304,869,383	₱-	₱-	₱-	₱304,869,383
Land improvements	347,337,228	-	-	85,359	347,422,587
Building and improvements	668,447,375	702,164	-	2,783,733	671,933,272
Machinery and equipment	524,608,616	22,650,720	-	-	547,259,336
Transportation equipment	34,790,311	4,962,533	(2,432,758)	(412,500)	36,907,586
Furniture and fixtures	25,870,761	1,101,243	-	-	26,972,004
	<b>1,905,923,674</b>	<b>29,416,660</b>	<b>(2,432,758)</b>	<b>2,456,592</b>	<b>1,935,364,168</b>
<b>Accumulated depreciation</b>					
Land improvements	166,660,852	14,782,216	-	-	181,443,068
Building and improvements	311,790,077	27,312,783	-	-	339,102,860
Machinery and equipment	441,554,463	23,259,819	-	-	464,814,282
Transportation equipment	26,876,141	2,876,524	(2,432,758)	-	27,319,907
Furniture and fixtures	21,762,364	1,625,614	-	-	23,387,978
	<b>968,643,897</b>	<b>69,856,956</b>	<b>(2,432,758)</b>	<b>-</b>	<b>1,036,068,095</b>
Net book value	937,279,777	(40,440,296)	-	2,456,592	899,296,073
Construction in progress	19,928,012	4,584,082	-	(2,869,092)	21,643,002
	<b>₱957,207,789</b>	<b>(₱35,856,214)</b>	<b>₱-</b>	<b>(₱412,500)</b>	<b>₱920,939,075</b>

### 2015

	January 1	Additions	Disposals	Reclassifications and adjustments	December 31
<b>Cost</b>					
Land	₱304,869,383	₱-	₱-	₱-	₱304,869,383
Land improvements	337,492,757	1,237,262	-	8,607,209	347,337,228
Building and improvements	661,605,396	1,407,286	-	5,434,693	668,447,375
Machinery and equipment	555,443,590	6,362,671	(37,197,645)	-	524,608,616
Transportation equipment	29,804,488	4,985,823	-	-	34,790,311
Furniture and fixtures	25,183,095	687,666	-	-	25,870,761
	<b>1,914,398,709</b>	<b>14,680,708</b>	<b>(37,197,645)</b>	<b>14,041,902</b>	<b>1,905,923,674</b>
<b>Accumulated depreciation</b>					
Land improvements	152,708,178	13,952,674	-	-	166,660,852
Building and improvements	284,186,659	27,603,418	-	-	311,790,077
Machinery and equipment	417,945,108	23,609,355	-	-	441,554,463
Transportation equipment	25,064,785	1,811,356	-	-	26,876,141
Furniture and fixtures	20,032,161	1,730,203	-	-	21,762,364
	<b>899,936,891</b>	<b>68,707,006</b>	<b>-</b>	<b>-</b>	<b>968,643,897</b>
Net book value	1,014,461,818	(54,026,298)	(37,197,645)	14,041,902	937,279,777
Construction in progress	13,565,089	20,404,825	-	(14,041,902)	19,928,012
	<b>₱1,028,026,907</b>	<b>(₱33,621,473)</b>	<b>(₱37,197,645)</b>	<b>₱-</b>	<b>₱957,207,789</b>

Gain on sale of transportation equipment amounted to ₱0.5 million in 2016 and nil in 2015 and 2014 (see Note 24).





Depreciation Charges

The amount of depreciation is allocated as follows:

	2016	2015	2014
Cost of club races (Notes 17 and 19)	<b>₱39,173,091</b>	₱38,200,787	₱38,249,637
Cost of rental services (Notes 17 and 19)	<b>12,513,033</b>	14,256,668	10,347,828
General and administrative expenses (Notes 18 and 19)	<b>17,163,151</b>	15,648,673	16,291,028
Cost of cockfighting (Notes 17 and 19)	<b>613,941</b>	146,087	-
Cost of food and beverages (Notes 17 and 19)	<b>393,740</b>	454,791	464,330
	<b>₱69,856,956</b>	₱68,707,006	₱65,352,823

Construction in Progress

Construction in progress pertains to costs of constructed long-term assets that are accumulated until they are ready for use.

Capitalized Borrowing Costs

No interest on loans was capitalized in 2016 and 2015. Undepreciated capitalized interest relating to land improvements, building and improvements and machinery and equipment as of December 31, 2016 and 2015 amounted to ₱35.4 million and ₱38.3 million, respectively.

Land

In 2001, the Parent Company acquired a parcel of land located in Carmona, Cavite from Royal Asia Land, Inc. (RALI), formerly known as KPPI Land Corporation, valued at ₱523.6 million payable in 12 equal quarterly installments from 2001 to 2004. The remaining installment payments due in 2004 were rescheduled as part of the requirements of the term loan obtained from a local bank. Total payments made by the Parent Company amounted to ₱433.7 million. No payments were made in 2016, 2015 and 2014. The outstanding balance of ₱89.9 million as of December 31, 2016 and 2015 is included under "Accounts payable and other liabilities" in the consolidated statements of financial position (see Note 16).

In 2016, the Parent Company acquired new short-term loans amounting to ₱88.0 million. These loans are secured by real estate mortgages on land with carrying value of ₱216.0 million as of December 31, 2016.

Assets Under Operating Lease

The Parent Company has various operating lease agreements for its building improvements, specifically, cluster stables, with horse owners. The lease agreements provide for fixed monthly payments which are subject to rental escalations and renewal options. The carrying value of the cluster stables that are leased out on these operating leases amounted to ₱26.6 million and ₱28.3 million as of December 31, 2016 and 2015, respectively. Rent income from stable rentals in 2016, 2015, and 2014 amounted to ₱46.4 million, ₱44.3 million, and ₱43.5 million respectively.

The Parent Company has various operating lease agreements with concessionaires to lease certain areas within the Turf Club. The lease shall be for a period of two to five years. Rent income from concessionaires amounted to ₱0.5 million in 2016 and 2015 and ₱0.6 million in 2014.





Operating Lease Commitment with PAGCOR - the Parent Company as Lessor

In 2013, the Parent Company entered a lease contract for three years commencing July 10, 2013 with PAGCOR to lease an area of 189.231 square meters (sqm.) for a monthly fixed rental of ₱510.51 per sqm. for its casino and related activities. As of December 31, 2016, the lease contract is still under renewal.

Rent income from PAGCOR amounted to ₱1.2 million in 2016, 2015, and 2014 (see Note 30).

Lease of Equipment with PAGCOR

In October 2013, the Parent Company entered into a lease agreement with PAGCOR to lease 1,427 sqm. property, with modern slot machines, including the rights to a proprietary system of linking and networking the said slot machines in Turf Club Bldg., San Lazaro Leisure Park, Carmona, Cavite. The Parent Company shall receive monthly variable rent equivalent to thirty-five percent (35%) of revenues less winnings/prizes and five (5%) franchise tax. The agreement shall be effective until December 31, 2016. In 2016, 2015 and 2014, income from the lease agreement with PAGCOR amounted to ₱26.5 million, ₱28.1 million, and ₱26.1 million, respectively.

**13. Investment Properties**

This account consists of:

	2016	2015
<b>Land:</b>		
Sta. Cruz property held for capital appreciation	₱359,631,580	₱359,631,580
Sta. Cruz property held for lease	238,168,692	238,168,692
Carmona property (Note 15)	109,750,785	109,750,785
Mamburao property (Note 1)	113,709,881	-
Undivided interest in a parcel of land in Batangas	56,723,976	56,723,976
	<b>877,984,914</b>	<b>764,275,033</b>
<b>Building:</b>		
Developed office units (Note 10)	187,651,509	198,076,593
Retail development area (Note 10)	34,002,848	36,004,389
	<b>221,654,357</b>	<b>234,080,982</b>
	<b>₱1,099,639,271</b>	<b>₱998,356,015</b>

The movements in the carrying amount of investment properties are shown below:

	2016		
	Land	Building	Total
<b>Cost</b>			
Balance at beginning of year	₱764,275,033	₱310,665,629	₱1,074,940,662
Additions	113,709,881	-	113,709,881
Balance at end of year	877,984,914	310,665,629	1,188,650,543
<b>Accumulated Depreciation</b>			
Balance at beginning of year	-	76,584,647	76,584,647
Depreciation (Notes 17 and 19)	-	12,426,625	12,426,625
Balance at end of year	-	89,011,272	89,011,272
<b>Net Book Value</b>	<b>₱877,984,914</b>	<b>₱221,654,357</b>	<b>₱1,099,639,271</b>





	<b>2016</b>		
	<b>Land</b>	<b>Building</b>	<b>Total</b>
	<b>2015</b>		
	Land	Building	Total
<b>Cost</b>	₱764,275,033	₱310,665,629	₱1,074,940,662
<b>Accumulated Depreciation</b>			
Balance at beginning of year	-	64,158,022	64,158,022
Depreciation (Notes 17 and 19)	-	12,426,625	12,426,625
Balance at end of year	-	76,584,647	76,584,647
<b>Net Book Value</b>	₱764,275,033	₱234,080,982	₱998,356,015

Depreciation amounting to ₱12.4 million for the period ended December 31, 2016 and 2015, are included as part of “Cost of rental services” (see Note 17). Direct operating expenses related to the investment properties amounted to ₱0.1 million in 2016, 2015 and 2014.

Philippine Economic Zone Authority (PEZA) zones

*Carmona Property.* Presidential Proclamation No. 1517, signed on May 26, 2008, created and designated several parcels of land of the private domain situated at Barangay Lantic, Municipality of Carmona, Province of Cavite as Tourism Economic Zone pursuant to R.A. No. 7916 as amended by R.A. No. 8748.

The registration as an Econozone Developer/Operator shall entitle the Parent Company to establish, develop, construct, administer, manage and operate a Special Economic Zone to be known as San Lazaro Leisure and Business Park (SLLBP) with an area of 542,294 square meters.

*Sta. Cruz Property.* Presidential Proclamation No. 1727, dated February 13, 2009, created and designated several parcels of land owned by the Parent Company at the site of the former San Lazaro race track in Sta. Cruz, Manila consisting of 74,244 square meters, as a tourism economic zone with information technology component and to be known as the San Lazaro Tourism and Business Park.


Pursuant to the proclamation, the Parent Company and the PEZA signed the Registration Agreement to entitle the Parent Company to develop and operate the aforementioned special economic zone on February 29, 2009. A certificate of registration was thereafter issued.

Sta. Cruz Property - Held for Lease

On March 26, 2007, the Parent Company entered into a JDA with ALI (amended and supplemented on July 18, 2007) for the construction, financing, development and operation of a building complex on the parcel of land located at Sta. Cruz, Manila. The Building Complex shall consist of two office buildings with a retail development area to primarily cater business process outsourcing companies.

Under the JDA, the Parent Company agreed to contribute the necessary cash to fully finance the construction and development of the retail development area and its corresponding share (30%) of the development of the office units. In return for their respective contributions, the parties will distribute and allocate the developed units among themselves. As of December 31, 2016 and 2015, the Parent Company’s contribution to the JDA amounting to ₱310.7 million is presented as the cost of “Building” under “Investment properties” in the consolidated statements of financial position.





On December 12, 2008, the Parent Company and ALI executed a Deed of Partition for the distribution and allocation of the developed units. The entire retail development area and the appurtenant parking lots were allocated to the Parent Company in return for its contribution for the construction and development of the said area. For the Parent Company's contribution in the construction and development of the office building, the Parent Company was allocated with developed office building with gross leasable area of 5,793 square meters located at various floors and the appurtenant parking lots. In 2016, 2015 and 2014, rental income amounted to ₱15.4 million, ₱13.1 million and ₱14.7 million, respectively.

Undepreciated capitalized interest relating to the Building Complex as of December 31, 2016 and 2015 amounted to ₱5.7 million and ₱6.1 million respectively.

Fair Market Values

As of December 31, 2016 and 2015, the aggregate fair value of the Parent Company's investment properties amounted to ₱8.7 billion. Fair values of the Carmona property, Sta. Cruz properties and the building as of August 5, 2016 and August 10, 2016 have been determined based on valuation performed by independent professional appraisers using replacement cost approach method and market data approach method. Management believes that there are no material changes in fair value on these investment properties as of December 31, 2016 from the most recent revaluations performed by independent appraisers.

Carrying value of the Mamburao property amounting to ₱113.7 million as of December 31, 2016 approximates its fair value since the property is only acquired in 2016.

Investment property was classified as Level 3 in 2016 and 2015 as to the qualification of fair value hierarchy.

---

**14. Other Noncurrent Assets**

This account consists of:

	2016	2015
Franchise fee (Note 1)	₱10,796,839	₱12,590,839
Deferred input VAT	9,290,729	9,512,949
Deposits	9,064,990	8,619,765
Others	236,428	236,428
	<b>₱29,388,986</b>	<b>₱30,959,981</b>


Franchise Fee

Movements in the carrying amounts of franchise fees are shown below:

	2016	2015
Acquisition cost	₱44,850,000	₱44,850,000
Accumulated amortization:		
Balance at beginning of year	32,259,161	30,465,161
Amortization for the year (Note 17)	1,794,000	1,794,000
Balance at end of year	<b>34,053,161</b>	32,259,161
	<b>₱10,796,839</b>	<b>₱12,590,839</b>

Franchise fee has a remaining amortization period of 6 years as of December 31, 2016.





**15. Short-term Loans and Borrowings**

As of December 31, 2016 and 2015, outstanding balance of short-term loans and borrowings amounted to ₱90.0 million and ₱39.0 million, respectively. These loans were obtained for working capital requirements and bear average interest of 3.0% and 3.5% in 2016 and 2015, respectively. The promissory notes covering these loans have terms of one year or less and are renewed upon maturity.

In 2016, the Parent Company acquired new short-term loans amounting to ₱88.0 million. These loans are secured by real estate mortgages on the land with carrying value of ₱216.0 million as of December 31, 2016.

MCI also acquired a new short-term loan amounting to ₱10.0 million in 2016. This loan was obtained for working capital requirements and bear average interest of 3.0%. The promissory note covering said loan has a term of 3 months and shall be subject for renewal on maturity date.

Short-term loans amounting to ₱47.0 million and ₱35.4 million were paid in 2016 and 2015, respectively.

Interest expense on short-term loans amounted to ₱2.3 million, ₱1.9 million, and ₱2.7 million in 2016, 2015 and 2014, respectively (see Note 23).

There were no long-term loans acquired in 2016. Long-term loans were fully paid in 2015. Interest expense on long-term loans amounted to nil, ₱0.4 million, and ₱0.9 million in 2016, 2015 and 2014, respectively (see Note 23).

**16. Accounts Payable and Other Liabilities**

This account consists of:

	2016	2015
Due to RALI (Note 12)	₱89,900,000	₱89,900,000
Accounts payable	86,988,490	85,568,757
Cash bond on OTB operators	28,529,268	30,398,961
Documentary stamps payable	20,647,935	22,354,124
Accrued expenses	14,864,114	12,244,673
Percentage tax payable	10,720,733	79,708
Trade payable and buyers' deposits	10,379,338	5,888,432
Unclaimed winnings	10,175,431	5,642,733
Due to concessionaires	9,579,415	8,619,334
Due to contractors	7,083,538	7,083,538
Taxes on winnings	4,979,896	6,576,083
Dividends payable (Note 27)	4,341,602	3,590,898
VAT payable	2,272,339	1,095,862
Retention payable	1,960,343	2,211,943
Due to OTB operators	1,808,509	1,983,749
Due to horse owners	1,378,580	1,238,769
Probable losses	-	13,135,947
Others	6,778,097	3,513,449
	<b>₱312,387,628</b>	<b>₱301,126,960</b>





Accounts payable are noninterest-bearing and are normally settled within the next financial year.

Accrued expenses include normal and recurring expenses incurred by the Group and will be utilized in the next financial year.

Trade payable and buyers' deposits represent cash received by the Parent Company from real estate sales where the criterion of full accrual method on revenue recognition is not satisfied as of reporting period.

Cash bond on OTB operators, documentary stamp payable, unclaimed winnings, due to concessionaire, due to contractors, taxes on winnings, VAT payable, retention payable, due to OTB operator and due to horse owners are payable within the next calendar year.

---

**17. Cost of Sales and Services**

Cost of club races consists of:

	2016	2015	2014
Personnel costs (Note 20)	<b>₱52,157,866</b>	₱52,318,151	₱50,120,651
Depreciation (Notes 12 and 19)	<b>39,173,091</b>	38,200,787	38,249,637
Commission	<b>19,374,126</b>	21,043,268	23,750,220
Utilities	<b>17,565,093</b>	21,127,337	21,008,302
Transportation and travel	<b>6,716,499</b>	7,308,208	7,318,151
Contracted services	<b>4,850,812</b>	4,703,036	4,841,069
Meetings and conferences	<b>3,553,408</b>	2,953,576	2,596,248
Repairs and maintenance	<b>3,417,993</b>	2,446,007	2,458,525
Rent (Note 30)	<b>2,768,240</b>	4,142,214	3,358,549
Security services	<b>2,067,864</b>	1,790,698	2,206,574
Gas, fuel and oil	<b>1,820,590</b>	1,286,808	1,679,311
Amortization of franchise fee (Note 14)	<b>1,794,000</b>	1,794,000	1,794,000
Supplies	<b>1,426,712</b>	3,918,577	3,145,157
Software license	<b>1,399,763</b>	3,178,613	2,640,815
Taxes and licenses	<b>929,895</b>	1,293,589	789,978
Others	<b>8,375,067</b>	7,607,007	2,698,861
	<b>₱167,391,019</b>	₱175,111,876	₱168,656,048

Cost of real estate sold amounted to ₱12.4 million, ₱1.0 million, ₱4.3 million in 2016, 2015 and 2014, respectively (see Note 8).








Cost of cockfighting consists of:

	2016	2015	2014
Percentage tax	<b>₱21,669,555</b>	₱79,708	₱-
Support guarantee prize	<b>14,117,719</b>	-	-
Commission	<b>10,610,873</b>	10,921	-
Gamefowls (Note 8)	<b>10,515,520</b>	1,076,000	-
Teller's allowances	<b>7,017,375</b>	-	-
Professional fees	<b>5,183,273</b>	1,317,292	-
Communication	<b>2,200,853</b>	11,140	-
Transportation and travel	<b>2,138,074</b>	61,047	-
Rent (Note 30)	<b>1,469,159</b>	181,850	-
Supplies	<b>1,275,201</b>	93,743	-
Security services	<b>1,004,237</b>	-	-
Depreciation (Notes 12 and 19)	<b>613,941</b>	146,087	-
Taxes and licenses	<b>511,556</b>	-	-
Semi expendable equipment	<b>345,620</b>	234,162	-
Repairs and maintenance	<b>237,518</b>	7,083	-
Fuel and oil	<b>277,525</b>	130,478	-
Others	<b>3,380,984</b>	494,477	-
	<b>₱82,568,983</b>	<b>₱3,843,988</b>	<b>₱-</b>

Cost of rental services consists of:

	2016	2015	2014
Depreciation (Notes 12, 13 and 19)	<b>₱24,939,658</b>	₱26,683,293	₱22,774,453
Utilities	<b>9,767,528</b>	11,878,061	13,390,309
Meetings and conferences	<b>6,142,331</b>	6,129,034	4,936,448
Contracted services	<b>4,410,255</b>	4,181,523	4,859,511
Personnel costs (Note 20)	<b>3,183,738</b>	2,923,951	3,173,929
Rent (Note 30)	<b>2,619,677</b>	2,164,512	1,061,590
Repairs and maintenance	<b>1,939,274</b>	2,183,892	2,025,954
Security services	<b>1,703,955</b>	1,714,771	1,862,542
Franchise tax - gaming	<b>1,324,861</b>	1,404,724	1,302,495
Software license	<b>1,055,849</b>	2,474,021	1,609,638
Others	<b>2,046,942</b>	863,060	2,582,753
	<b>₱59,134,068</b>	<b>₱62,600,842</b>	<b>₱59,579,622</b>





Cost of food and beverages consists of:


	2016	2015	2014
Purchased stocks	P6,067,167	P6,561,429	P7,423,966
Utilities	4,272,947	2,405,963	1,460,291
Contracted services	4,265,731	4,048,458	2,924,445
Personnel cost (Note 20)	1,465,083	1,988,168	2,288,610
Meetings and conferences	785,919	1,060,192	517,763
Depreciation (Notes 12 and 19)	393,740	454,791	464,330
Supplies	223,124	124,080	140,853
Communication	191,787	172,190	172,028
Semi-expendable equipment	118,880	256,241	39,053
Repairs and maintenance	118,835	1,119,074	35,165
Others	975,530	1,134,303	1,201,134
	<b>P18,878,743</b>	<b>P19,324,889</b>	<b>P16,667,638</b>

**18. General and Administrative Expenses**

This account consists of:

	2016	2015	2014
Personnel costs (Note 20)	P69,933,935	P64,642,134	P64,020,163
Depreciation (Notes 12 and 19)	17,163,151	15,648,673	16,291,028
Contracted services	13,707,990	12,399,938	12,540,743
Provision for doubtful accounts (Note 7)	13,658,247	13,249,397	3,278,413
Utilities	11,098,944	11,374,415	12,667,071
Service fee	9,395,943	199,286	-
Repairs and maintenance	8,874,026	7,060,877	6,836,035
Professional fees	8,823,025	12,896,290	6,464,221
Rent (Note 30)	8,740,857	7,975,468	5,868,550
Meetings and conferences	7,685,300	7,063,883	6,755,242
Security services	6,810,480	4,099,370	4,460,809
Gas, fuel and oil	4,315,708	7,396,709	8,554,734
Patronage fee	4,197,231	-	-
Transportation and travel	3,911,430	3,438,746	3,993,268
Taxes and licenses	2,060,452	2,253,275	1,424,653
Entertainment, amusement, and recreation	1,953,741	1,976,390	2,025,655
Supplies	1,787,468	1,544,309	1,174,165
Advertising	1,559,931	1,657,669	1,945,147
Insurance	1,003,235	1,327,166	1,213,943
Directors' fee	919,500	1,044,000	965,500
Membership dues	887,739	1,058,473	1,326,341
Semi-expendable equipment	658,274	317,459	533,874
Others	9,687,652	9,911,968	9,510,406
	<b>P208,834,259</b>	<b>P188,535,895</b>	<b>P171,849,961</b>





**19. Depreciation**

This account consists of:

	2016	2015	2014
Cost of club races (Notes 12 and 17)	₱39,173,091	₱38,200,787	₱38,249,637
Cost of rental services (Notes 12, 13 and 17)	24,939,658	26,683,293	22,774,453
General and administrative expense (Notes 12 and 18)	17,163,151	15,648,673	16,291,028
Cost of cockfighting (Notes 12 and 17)	613,941	146,087	-
Cost of food and beverages (Notes 12 and 17)	393,740	454,791	464,330
	<b>₱82,283,581</b>	<b>₱81,133,631</b>	<b>₱77,779,448</b>

**20. Personnel Costs**

This account consists of:


	2016	2015	2014
Salaries and wages	₱105,222,332	₱101,681,488	₱99,106,227
Retirement benefits costs (Note 21)	9,129,671	8,646,931	7,578,888
Other employee benefits	12,388,619	11,543,985	12,918,238
	<b>₱126,740,622</b>	<b>₱121,872,404</b>	<b>₱119,603,353</b>

**21. Retirement Benefits Costs**

The Parent Company has four tax-qualified, funded, noncontributory retirement plans covering both regular permanent and race day operation employees. The retirement plans provide for benefits on retirement, death and disability equivalent to a certain percentage of salary for every year of service based on the final monthly salary of the employee at the time of retirement, death or disability. An independent actuary, using the projected unit credit method, conducted the actuarial valuation of the fund. The latest actuarial valuation reports are as of December 31, 2016. The details of the retirement benefits costs are as follows:

	2016	2015	2014
Current service costs	₱6,057,113	₱6,189,686	₱5,762,681
Interest costs – net of interest income	2,299,051	2,457,245	1,816,207
Past service costs	773,507	-	-
	<b>₱9,129,671</b>	<b>₱8,646,931</b>	<b>₱7,578,888</b>





The components of remeasurements included in the consolidated statements of comprehensive income are as follows:

	2016	2015	2014
Actuarial loss (gain) in defined benefit obligation	(P5,669,926)	(P2,190,324)	P7,799,913
Remeasurement loss (gain) in plan assets	2,080,391	1,509,502	(2,470,090)
	(3,589,535)	(680,822)	5,329,823
Less tax effect	(1,076,860)	(204,247)	1,598,947
	<b>(P2,512,675)</b>	<b>(P476,575)</b>	<b>P3,730,876</b>

The details of accrued retirement benefits are as follows:

	2016	2015
Defined benefit obligation	P82,671,995	P77,267,484
Fair value of plan assets	(38,636,219)	(38,285,254)
	<b>P44,035,776</b>	<b>P38,982,230</b>


Movements in the accrued retirement benefits are as follows:

	2016	2015
Balance at beginning of year	P38,982,230	P42,512,894
Net retirement benefits costs for the year	9,129,671	8,646,931
Contributions for the year	(486,590)	(11,496,773)
Defined benefit income recognized in OCI	(3,589,535)	(680,822)
Balance at end of year	<b>P44,035,776</b>	<b>P38,982,230</b>

Changes in present value of defined benefit obligation are as follows:

	2016	2015
Defined benefit obligation at beginning of year	P77,267,484	P75,474,088
Current service costs	6,057,113	6,189,686
Interest costs	4,829,218	4,362,402
Past service cost	773,507	-
Actuarial loss (gain) due to:		
Change in financial assumptions	1,095,432	(1,253,639)
Experience adjustments	(6,703,681)	(935,617)
Change in demographic assumptions	(61,678)	(1,068)
Benefits paid	(585,400)	(6,568,368)
Defined benefit obligation at end of year	<b>P82,671,995</b>	<b>P77,267,484</b>





Changes in fair value of plan assets are as follows:

	2016	2015
Fair value of plan assets at beginning of year	P38,285,254	P32,961,194
Interest income	2,530,167	1,905,157
Contributions	486,590	11,496,773
Actuarial loss	(2,080,391)	(1,509,502)
Benefits paid	(585,401)	(6,568,368)
Fair value of plan assets at end of year	<b>38,636,219</b>	38,285,254
Actual return on plan assets	<b>P449,776</b>	P395,655

The plan assets of the Group are being held by its trustee banks. The investing decisions of the plan are made by the authorized officers of the Group.

The following table presents the carrying amounts and fair values of the combined assets of the plan less liabilities:

	2016	2015
Cash and cash equivalents	P4,622,944	P4,025,980
Investment in unit investment trust fund	13,101,924	7,840,192
Investment in government securities	19,079,491	21,967,957
Others	2,307,298	4,932,186
	<b>39,111,657</b>	38,766,315
Liabilities	(475,438)	(481,061)
	<b>P38,636,219</b>	P38,285,254

The plan assets' carrying amount approximates its fair value since these are either short-term in nature or mark-to-market. The plan's assets consist of the following:

- Cash and cash equivalents, which includes regular savings and time deposits;
- Investments in corporate debt instruments, consisting of both short-term and long-term corporate loans, notes and bonds, which bears variable interest rates ranging from 2.5% to 8.5% and have maturities from 2017 to 2031; and,
- AFS financial assets consist of investments in government securities.

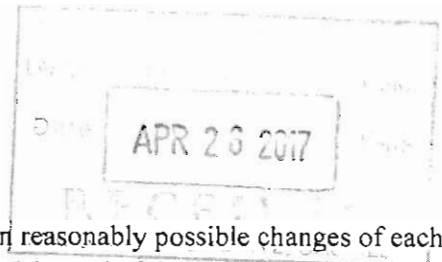
The carrying amounts of investments in government securities also approximate their fair values since they are mark-to-market.

- Other financial assets held by the plan are primarily accrued interest income on cash deposits and debt securities held by the plan; and
- Liabilities of the plan pertain to trust fee payable and retirement benefits payable.

The principal assumptions used in determining retirement benefits costs of the Parent Company as of December 31 are as follows:

	2016	2015	2014
Discount rates	5.68%	6.25%	5.78%
Expected rate of salary increase			
Monthly employees	3.50%	4.00%	4.00%
Race day employees	4.00%	4.00%	4.00%





The sensitivity analysis below has been determined based on reasonably possible changes of each significant assumption on the defined benefit obligation as of the end of the reporting period, assuming all other assumptions were held constant. Established on historical data, the behavior in error of the standard deviation is within the range:

	Effect on Net Retirement Liability		
	Increase (decrease)	2016	2015
Discount rate	+1.00%	<b>(P4,693,511)</b>	<b>(P2,467,679)</b>
	-1.00%	<b>5,326,282</b>	<b>2,745,803</b>
Salary increase rate	+1.00%	<b>5,079,249</b>	<b>2,444,585</b>
	-1.00%	<b>(4,571,443)</b>	<b>(2,249,893)</b>

The weighted average duration of the defined benefit obligation as of December 31, 2016 and 2015 are 6.4 and 5.7 years, respectively.

Shown below are the expected future benefit payments as of December 31, 2016 and 2015, respectively:


	2016	2015
Less than 1 year	<b>P20,164,043</b>	<b>P13,813,061</b>
More than 1 year to 5 years	<b>31,580,630</b>	<b>15,807,390</b>
More than 5 years to 10 years	<b>46,672,109</b>	<b>38,862,367</b>
Over 10 years	<b>161,982,592</b>	<b>114,269,065</b>

## 22. Interest Income

Interest income related to:

	2016	2015	2014
Real estate receivables (Note 7)	<b>P7,884,098</b>	<b>P2,598,375</b>	<b>P10,444,722</b>
Receivable from third parties (Note 7)	<b>2,087,197</b>	<b>124,784</b>	<b>-</b>
Advances and loans to officers and employees (Note 7)	<b>616,727</b>	<b>211,148</b>	<b>194,972</b>
Cash and cash equivalents (Note 6)	<b>581,369</b>	<b>2,026,420</b>	<b>1,751,575</b>
AFS quoted debt securities (Note 11)	<b>351,217</b>	<b>182,347</b>	<b>428,750</b>
	<b>P11,520,608</b>	<b>P5,143,074</b>	<b>P12,820,019</b>





**23. Finance Costs**

Interest expense related to:

	2016	2015	2014
Short-term loans (Note 15)	₱2,339,387	₱1,940,073	₱2,679,558
Bank charges and others	102,945	59,897	125,616
Long-term loans (Note 15)	-	385,494	928,296
	<b>₱2,442,332</b>	<b>₱2,385,464</b>	<b>₱3,733,470</b>

**24. Other Income - net**


	2016	2015	2014
Gain on reversal of provision for probable losses (Note 30)	₱13,135,947	₱-	₱8,004,970
Tenant's reimbursement	4,378,979	2,788,823	4,673,359
Income from advertising campaign	3,587,638	2,409,600	1,937,560
Parking fees	3,258,631	229,048	-
Income due to cancellations	2,773,254	1,208,089	-
Impairment loss on AFS financial assets (Note 11)	(1,983,500)	-	-
Entrance fee	1,038,712	407,774	347,521
Loss on receivable write-off (Note 7)	(496,128)	(1,436,242)	(4,976,169)
Income from Mega Sports World (MSW)	487,453	-	-
Gain on sale of transportation equipment (Note 12)	467,712	-	-
Dividend income from AFS financial assets (Note 11)	451,750	350,485	798,013
Gain on sale of AFS financial assets (Note 11)	364,020	2,582,792	1,250,360
Foreign exchange loss - net	(187,421)	(97,482)	(1,675)
Service income	-	15,484,115	18,018,089
Gain on use of usufruct rights	-	-	14,196,429
Others - net	629,383	4,249,690	(893,063)
	<b>₱27,906,430</b>	<b>₱28,176,692</b>	<b>₱43,355,394</b>

Tenant's reimbursements refer to the payment of utility charges by the tenants of the Building Complex at Sta. Cruz, Manila which the Parent Company recognizes as income when collected, net of remittances to SLBPO.

Income from advertising campaign pertains to advertising placement rights granted by the Group to third parties.

Service income pertains to technical services rendered by the Parent Company to MMTC.





Gain on use of usufruct rights in 2014 pertains to payments for the use of the roads within the property of the Parent Company in Carmona, Cavite.

Others include various individually insignificant items of income and expenses.

**25. Income Taxes**

a. The components of the Group's net deferred tax liabilities are as follows:

	2016	2015
Deferred tax assets on:		
Accrued retirement benefits	P13,210,733	P11,694,669
Allowance for doubtful accounts	11,303,620	7,365,784
Advance rentals and non-refundable deposits	2,873,824	-
Unamortized past service cost	1,961,562	2,288,622
PAS 17 adjustment on rent expense	484,946	-
Provision for inventory write-down	435,297	435,841
Allowance for impairment on investment in associate	300,000	300,000
PAS 17 adjustment on rent income	220,442	187,179
Unearned income	164,797	-
Impairment loss on AFS financial assets	141,000	-
Unrealized foreign exchange loss - net	56,227	25,059
Unearned income	-	635,233
NOLCO	-	3,506,815
MCIT	-	3,952,823
	<b>31,152,448</b>	<b>30,392,025</b>
Deferred tax liabilities on:		
Unrealized gain from real estate transactions	(57,828,697)	(51,845,496)
Undepreciated capitalized borrowing costs	(12,353,556)	(13,297,122)
PAS 17 adjustment on rent expense	-	(1,037,494)
Deferred tax liabilities on (recognized directly in other comprehensive income):		
Unrealized deemed cost adjustment on real estate properties*	(189,643,141)	(192,790,473)
	<b>(259,825,394)</b>	<b>(258,970,585)</b>
<b>Net deferred tax liabilities</b>	<b>(P228,672,946)</b>	<b>(P228,578,560)</b>


\* Reversal of deferred tax liabilities is through profit or loss, except for investment properties (see Note 27).

b. The provision for current tax consists of the following:

	2016	2015	2014
RCIT	P10,346,248	P10,254	P19,134,654
Final tax on interest income	221,119	403,198	430,310
MCIT	2,539	3,952,823	-
	<b>P10,569,906</b>	<b>P4,366,275</b>	<b>P19,564,964</b>







- c. The Group's NOLCO, on which DTA were recognized and which is available for deduction against future taxable income, are as follows:

Year Incurred	Amount	Incurred	Applied	Ending Balance	Available Until
2015	₱11,689,383	₱-	₱-	₱11,689,383	2018
<b>2016</b>	<b>-</b>	<b>-</b>	<b>11,689,383</b>	<b>(11,689,383)</b>	<b>2019</b>
	<b>₱11,689,383</b>	<b>₱-</b>	<b>₱11,689,383</b>	<b>₱-</b>	

- d. The Group's MCIT, on which DTA were recognized and which can be applied against future income tax due are as follows:

Year Incurred	Amount	Incurred	Applied	Ending Balance	Available Until
2015	₱3,952,823	₱-	₱-	₱3,952,823	2018
<b>2016</b>	<b>-</b>	<b>-</b>	<b>3,952,823</b>	<b>(3,952,823)</b>	<b>2019</b>
	<b>₱3,952,823</b>	<b>₱-</b>	<b>₱3,952,823</b>	<b>₱-</b>	

- e. The Group's NOLCO, on which no DTA were recognized since management believes that they may not have sufficient future taxable profits available to allow all or part of them to be utilized in the future, are as follows:

Year Incurred	Amount	Incurred	Applied	Ending Balance	Available Until
2013	₱271,986	₱-	₱271,986	₱-	2016
2014	2,521,273	-	1,252,312	1,268,961	2017
2015	7,972,055	-	4,238,167	3,733,888	2018
<b>2016</b>	<b>-</b>	<b>2,562,986</b>	<b>-</b>	<b>2,562,986</b>	<b>2019</b>
	<b>₱10,765,314</b>	<b>₱2,562,986</b>	<b>₱5,762,465</b>	<b>₱7,565,835</b>	

- f. The Group's MCIT, on which no DTA were recognized since management believes that they may not have sufficient future taxable profits available to allow all or part of them to be utilized in the future, are as follows:

Year Incurred	Amount	Incurred	Applied	Ending Balance	Available Until
2016	₱-	₱ 2,539	₱-	₱2,539	2019

- g. Biohitech and SLLPHI have no provision for income tax in 2016, 2015 and 2014.



APR 26 2017

- h. The reconciliation of the Group's provision for (benefit from) income tax at statutory tax rate to the provision for (benefit from) income tax shown in the consolidated statements of comprehensive income is as follows:

	2016	2015	2014
Provision for (benefit from) income tax at statutory rate	(P20,361,861)	(P17,526,751)	P1,268,527
Additions to (reductions in) income tax resulting from tax effects of:			
Nondeductible expenses	32,408,585	11,640,825	3,302,659
Nontaxable income	(7,703,598)	(7,289,185)	(2,001,960)
MCIT applied	3,952,823	-	-
Interest income subjected to final tax	(94,244)	(187,719)	(95,169)
Movements in unrecognized deferred tax assets	1,360,563	-	-
Expired NOLCO	25,165	-	-
Provision for (benefit from) income tax	<b>P9,587,433</b>	<b>(P13,362,830)</b>	<b>P2,474,057</b>

## 26. Related Party Transactions

Transactions between related parties are on an arm's-length basis or on terms similar to those offered to non-related entities in an economically comparable market. The following are the transactions with related parties:


	Nature	Amount		Receivable/(Payable)		Terms	Conditions
		2016	2015	2016	2015		
<b>Affiliates:</b>							
Arco Management Development Corporation (AMDC)	Lease of office space <sup>(a)</sup>	P11,431,401	P6,884,042	P-	P-	Noninterest-bearing	Unsecured, impaired
Advances from shareholders	Advances	(14,734,481)	-	(14,734,481)	-	Noninterest-bearing	Unsecured, impaired
<b>Associates:</b>							
MIC	Advances <sup>(b)</sup>	873,851	2,028,930	4,980,943	4,107,091	Noninterest-bearing	Unsecured, impaired
Techsystems	Advances <sup>(b)</sup>	8,333	8,333	18,166	9,333	Noninterest-bearing	Unsecured, impaired

<sup>(a)</sup>The Parent Company has a lease agreement with AMDC, an affiliate under common control, in the lease of office space and four parking lots (see Note 30).

<sup>(b)</sup>Included in the "Receivables" account (see Note 7)

Compensation of key management personnel of the Parent Company amounted to P62.2 million, P65.3 million and P52.8 million in 2016, 2015 and 2014, respectively. The Parent Company has no standard arrangement with regard to the remuneration of its directors. The BOD received a total of P9.8 million in 2016, 2015, and 2014. Advances and loans to officers and employees amounted to P14.9 million and P6.2 million as of December 31, 2016 and 2015, respectively (see Note 7).





## 27. Equity

### Capital Stock

The details of the Parent Company's capital stock as of December 31, 2016 and 2015 are as follows:

	2016		2015	
	Number of Shares	Amount	Number of Shares	Amount
Common shares - ₱1 par value				
Authorized - 1,000,000,000 shares				
Issued and outstanding (held by 978 and 974 equity holders in 2016 and 2015)	996,170,748	₱996,170,748	996,170,748	₱996,170,748
	<b>996,170,748</b>	<b>₱996,170,748</b>	<b>996,170,748</b>	<b>₱996,170,748</b>

### Retained Earnings

In accordance with SEC Memorandum Circular No. 11 issued in December 2008, the Parent Company's retained earnings available for dividend declaration as of December 31, 2016 and 2015 amounted to ₱1.1 billion and ₱1.2 billion, respectively.

Retained earnings account is restricted for the payment of dividends to the extent of the cost of shares held in treasury, fair value adjustment gain due to remeasurement of interest in 2013 and deemed cost adjustment amounting to ₱2.0 billion as of December 31, 2016 and 2015.

The components of the deemed cost adjustment are as follows:

	2016	2015
Real estate inventories	₱66,069,794	₱76,560,900
Investment properties	566,074,010	566,074,010
Revaluation increment	632,143,804	642,634,910
Deferred income tax liability	(189,643,141)	(192,790,473)
Deemed cost adjustment	<b>₱442,500,663</b>	<b>₱449,844,437</b>

The deemed cost adjustment will be realized through sales for both real estate inventories and land under investment properties. The amount of the deemed cost adjustment and undistributed earnings included in the balance of the unappropriated retained earnings are restricted and not available for dividend declaration.


### Declaration of Dividends

The following are the details of the dividends declared in 2016 and 2015:

Type of Dividend	Date of Declaration	Date of Record	Dividends per Share
Cash	June 30, 2016	June 10, 2016	₱0.05
	March 6, 2015	March 20, 2015	₱0.05

As of December 31, 2016 and 2015, outstanding dividends payable amounted to ₱4.3 million and ₱3.6 million, respectively (see Note 16).





**28. Basic/Diluted EPS**

Basic/diluted earnings (loss) per share were computed as follows:

	2016	2015	2014
Net income (loss) attributable to equity holders of the Parent Company	(₱77,077,258)	(₱45,721,993)	₱1,754,367
Divided by weighted average number of outstanding common shares	996,170,748	996,170,748	996,170,748
Basic/diluted earnings (loss) per share	(₱0.0774)	(₱0.0459)	₱0.0018

The Parent Company does not have potential dilutive common shares as of December 31, 2016, 2015 and 2014. Therefore, the basic and diluted earnings (loss) per share are the same as of those dates.

**29. Operating Segment Information**

The Group's operating businesses are organized and managed separately according to the nature of the products and services provided. The Group's five reportable operating segments are the operation and maintenance of race tracks and holding of horse races, cockfighting operations, the development and sale of real estate properties, rental of stables, building and other facilities, and the food and beverage services provided in its casino and restaurant. No operating segments were aggregated to form these reportable operating segments. There have been no inter-segment sales and transfers. All sales and rendering of services are made to external customers and the Group does not have any major customers.

Management monitors the operating results of its operating segments separately for the purpose of making decisions about resource allocation and performance assessment. Segment performance is evaluated based on net income or loss and is measured consistently with the total comprehensive income in the consolidated financial statements.

As of December 31, 2016, 2015 and 2014, the Group has no transactions between reportable segments. The Group measures the segment net income or loss, segment assets and segment liabilities for each reportable segment in a manner similar to the measurement of the Group's total comprehensive income.

The Group's asset-producing revenues are located in the Philippines (i.e., one geographical location). Therefore, geographical segment information is no longer presented.



APR 20 2017

Segment Revenue and Expenses

The segment results for the years ended December 31 are as follows:

2016							
	Club Races	Cockfighting	Real Estate	Rent	Food and Beverage	Unallocated	Total
Segment revenue	₱188,544,440	₱120,386,579	₱121,705,673	₱89,991,462	₱16,179,911	₱37,836,145	₱574,644,210
Cost and expenses	(167,623,262)	(88,373,329)	(29,085,335)	(59,134,068)	(18,878,743)	(279,422,342)	(642,517,079)
Income (loss) before income tax	20,921,178	32,013,250	92,620,338	30,857,394	(2,698,832)	(241,586,197)	(67,872,869)
Provision for income tax	-	-	-	-	-	9,587,433	9,587,433
Net income (loss)	₱20,921,178	₱32,013,250	₱92,620,338	₱30,857,394	(₱2,698,832)	(₱251,173,630)	(₱77,460,302)

2015							
	Club Races	Cockfighting	Real Estate	Rent	Food and Beverage	Unallocated	Total
Segment revenue	₱199,811,373	₱442,821	₱49,166,094	₱87,163,618	₱18,972,040	₱61,575,717	₱417,131,663
Cost and expenses	(175,111,876)	(4,680,988)	(12,454,347)	(62,600,842)	(19,324,889)	(201,381,225)	(475,554,167)
Income (loss) before income tax	24,699,497	(4,238,167)	36,711,747	24,562,776	(352,849)	(139,805,508)	(58,422,504)
Benefit from income tax	-	-	-	-	-	(13,362,830)	(13,362,830)
Net income (loss)	₱24,699,497	(₱4,238,167)	₱36,711,747	₱24,562,776	(₱352,849)	(₱126,442,678)	(₱45,059,674)

2014							
	Club Races	Cockfighting	Real Estate	Rent	Food and Beverage	Unallocated	Total
Segment revenue	₱223,888,768	₱-	₱45,833,650	₱86,065,488	₱17,520,185	₱82,516,187	₱455,824,278
Cost and expenses	(168,656,048)	-	(11,513,971)	(59,579,622)	(16,667,638)	(195,178,575)	(451,595,854)
Income (loss) before income tax	55,232,720	-	34,319,679	26,485,866	852,547	(112,662,388)	4,228,424
Provision for income tax	-	-	-	-	-	2,474,057	2,474,057
Net income (loss)	₱55,232,720	₱-	₱34,319,679	₱26,485,866	₱852,547	(₱115,136,445)	(₱1,754,367)

Finance costs, other income - net and income taxes are not allocated to individual segments as the underlying instruments are managed on a group basis and are not provided to the chief operating decision maker at the operating segment level in 2016, 2015 and 2014. Equity in net earnings (losses) of associate and joint ventures amounting to (₱70.5 million), ₱12.5 million, and ₱17.1 million in 2016, 2015 and 2014, respectively, are included in the segment revenue of operating segment "Unallocated." Pre-operating cost of certain subsidiaries are also included in cost and expense of operating segment "Unallocated".

Segment Assets and Liabilities and Other Information

The segment assets, liabilities and capital expenditures for the years ended December 31 are as follows:

2016							
	Club Races	Cockfighting	Real Estate	Rent	Food and Beverage	Unallocated	Total
Assets	₱894,309,981	₱62,655,084	₱341,055,237	₱526,905,926	₱7,632,035	₱3,000,102,309	₱4,832,660,572
Liabilities	64,299,449	60,522,035	257,274,879	75,095,428	-	233,211,126	690,402,917
Capital expenditures	6,201,624	12,650,156	-	2,011,254	-	36,713,516	57,576,550
Depreciation	39,173,091	613,941	-	24,939,658	393,740	17,163,151	82,283,581

2015							
	Club Races	Cockfighting	Real Estate	Rent	Food and Beverage	Unallocated	Total
Assets	₱919,607,441	₱13,818,143	₱320,509,238	₱539,713,516	₱3,710,302	₱3,008,168,044	₱4,805,526,684
Liabilities	62,275,800	18,871,718	62,275,801	76,415,780	-	387,855,557	607,694,656
Capital expenditures	2,735,191	1,835,143	-	-	124,971	30,390,228	35,085,533
Depreciation	38,200,787	151,817	20,269,133	20,269,133	454,791	1,787,970	81,133,631





	Club Races	Cockfighting	Real Estate	Rent	Food and Beverage	Unallocated	Total
Assets	P1,037,878,879	P-	P368,266,081	P530,051,513	P3,951,380	P3,179,171,658	P5,119,319,511
Liabilities	110,663,282	-	264,308,647	88,906,656	-	361,924,645	825,803,230
Capital expenditures	8,689,013	-	-	-	458,571	68,922,507	78,070,091
Depreciation	38,249,637	-	-	24,214,523	464,330	14,850,958	77,779,448

### 30. Commitments and Contingencies

#### Commitments

The following are the significant commitments of the Group:

a. Operating Lease Commitment - the Parent Company as Lessee

On January 1, 2008, the Parent Company renewed its lease agreement with AMDC, an affiliate under common control, for the lease of office space and four parking lots. The lease is for a period of five years starting 2008 and includes an annual escalation rate of 5.0%. The monthly rate of the lease for the year 2012 amounted to P385,923. The lease contract expired in December 2012 and the Parent Company renewed its lease agreement with AMDC on February 5, 2013 with a monthly rate of P427,550, subject to an annual escalation rate of 5.0%, and will expire on December 31, 2017.

The future minimum lease payments under this operating lease as of December 31 are as follows:

	2016	2015
Within one year	<b>P6,236,274</b>	P5,939,308
After one year but not more than five years	-	6,236,274
	<b>P6,236,274</b>	<b>P12,175,582</b>

On January 1, 2011, the Parent Company entered into another lease agreement with AMDC for another office space. The lease is for a period of five years starting 2011 and has ended on December 31, 2015. The contract was renewed for another five years from January 1, 2016 to December 31, 2020. The monthly rate of the lease for 2016 is P301,403, subject to an annual escalation rate of 5.0%.

The future minimum lease payments under this operating lease as of December 31 are as follows:

	2016	2015
Within one year	<b>P3,797,680</b>	P3,616,838
After one year but not more than five years	<b>12,570,797</b>	16,368,477
	<b>P16,368,477</b>	<b>P19,985,315</b>

b. Operating Lease Commitment with PAGCOR - the Parent Company as Lessor

In 2013, the Parent Company entered into a lease contract for three years commencing July 10, 2013 with PAGCOR to lease an area of 189.231 square meters (sqm.) for a monthly fixed rental of P510.51 per sqm. for its casino and related activities. As of December 31, 2016, the lease contract is still under renewal.



APR 26 2017

Rent income from PAGCOR amounted to ₱1.2 million in 2016 and 2015.

- c. In October 2013, the Parent Company entered into a lease agreement with PAGCOR to lease 1,427 sqm. property, with modern slot machines, including the rights to a proprietary system of linking and networking the said slot machines in Turf Club Bldg., San Lazaro Leisure Park, Carmona, Cavite. The Parent Company shall receive monthly variable rent equivalent to thirty-five percent (35%) of revenues less winnings/prizes and five (5%) franchise tax. The agreement shall be effective until June 30, 2016. In 2016, 2015 and 2014, income from the lease agreement with PAGCOR amounted to ₱26.5 million, ₱28.1 million, and ₱26.1 million, respectively.
- d. In 2014, the Parent Company, together with MMTC, entered into an agreement that allows horse racing aficionados from both clubs to place bets on either clubs' race day using the telephone betting (TELEBET) account of the bettor from the other club, provided that the account has a balance upon placing of wagers.

As of December 31, 2016 and 2015, receivables from MMTC amount to nil and ₱0.7 million, respectively, while payable to MMTC amounted to nil (see Note 7).

e. Claims and Legal Actions

As of December 31, 2016 and 2015, there are pending claims and legal actions against or in favor of the Parent Company arising from the normal course of business, in addition to the matters already mentioned elsewhere in these consolidated financial statements. In the opinion of the Parent Company's management and its legal counsel, liabilities arising from these claims, if any, would not have any material effect on the Parent Company and any liability or loss arising therefrom would be taken up when the final resolution of the claims and actions are determined.

Significant Contracts between MIC and PAGCOR

The following are the significant contracts between MIC, an associate, and PAGCOR:

- a) Permit to Operate granted to MIC  
On March 18, 2010, MIC was granted a Permit to Operate (PTO) by PAGCOR for the establishment, maintenance and operation of PAGCOR San Lazaro. The PTO shall be for a period of 15 years commencing on January 6, 2016, the date of actual operation of PAGCOR San Lazaro. MIC's management assessed that MIC is the operator of PAGCOR San Lazaro, as embodied in the provision of the PTO.

As the operator of PAGCOR San Lazaro, MIC shall undertake the following:

- a) Shoulder the cost of designing and furnishing the PAGCOR San Lazaro;
- b) Shoulder the cost of maintaining PAGCOR San Lazaro, including the required major and minor repairs to the gaming facility;
- c) Acquire, install, maintain and upgrade to keep abreast with the worldwide industry of casino gaming the following to be used for the operation of PAGCOR San Lazaro, as provided and deemed necessary by PAGCOR;
  - At least ten (10) gaming tables, table layout, chairs and other equipment, and paraphernalia. The number of tables maybe adjusted subject to PAGCOR's approval;



DATE: APR 26 2017


- A minimum of two hundred (200) new slot machines and an online tokenless system of linking and networking all slot machines. MIC shall on its account train the technical personnel of PAGCOR for the operation, repair and maintenance of the slot machine networking system and shall ensure the transfer of appropriate and necessary technology, for this purpose;
  - Playing cards and playing chips, the design of which shall be separate and distinct from PAGCOR's playing cards and chips;
  - Surveillance equipment and paraphernalia; and
  - All other capital expenditures such as treasury vaults, furniture and other office equipment and paraphernalia, and other pre-operating requirements, necessary for the operation of PAGCOR San Lazaro.
- d) Shoulder any illegitimate slot credit/payout of payers which may arise due to malfunction or error in the slot machine online tokenless system provided by MIC for the operations of PAGCOR San Lazaro;
  - e) Bear the cost of maintenance and minor repairs of the equipment, furniture and fixtures installed at PAGCOR San Lazaro, and shall be responsible for replacing such equipment, furniture and fixtures, which are deemed to be beyond repair. MIC shall also make available to PAGCOR, at any time of the day, repair and maintenance services, to address the immediate needs of PAGCOR San Lazaro;
  - f) Shoulder the costs of all shipping and freight charges, as well as the covering marine insurance, relative to all the gaming and non-gaming equipment, furnishing and fixtures to be brought into the Philippines to be installed at PAGCOR San Lazaro;
  - g) Shoulder the cost of insurance for loss or damaged gaming equipment, slot machines or other gaming paraphernalia, and the network system, due to force majeure including but not limited to fire, typhoons, and other incidents and calamities;
  - h) Shoulder any restoration that maybe required by the building owner after cessation of the casino operation
  - i) Provide the required cash capital for PAGCOR San Lazaro;
  - j) Shoulder and provide for other operating expenses necessary in the operation of the casino including but not limited to space rental, utilities expenses;
  - k) Secure all necessary local permits required for the renovation of PAGCOR San Lazaro;
  - l) Provide hotel accommodation for PAGCOR San Lazaro's guests;
  - m) Provide required communication facilities at the casino offices and gaming areas;
  - n) Hold PAGCOR free and harmless from third party claims for injuries and damages suffered within the premises resulting from, or occasioned by any faulty construction, non-maintenance or any defect that pertains to the building, structural integrity or of the PAGCOR casino premises, and to indemnify and hold PAGCOR harmless from and against costs of defending any such action suit or proceedings including legal fees and other legal expenses incurred in relation to such third party claims.

The same agreement provides that while MIC is in the process of forming its own management team and is cognizant of PAGCOR's expertise, experience and competence in gaming operations, MIC requested PAGCOR to manage PAGCOR San Lazaro by giving PAGCOR an exclusive and direct control to supervise and manage PAGCOR San Lazaro's casino operations.

For the duration of the agreement, MIC shall receive forty percent (40%) of PAGCOR San Lazaro's monthly gross revenues after deducting the players' winnings/ prizes, the







taxes that may be imposed on these winnings/prizes, franchise tax, and applicable subsidies and rebates.

Upon revocation or termination of the agreement for PAGCOR to manage PAGCOR San Lazaro and if the same is without fault of MIC or PAGCOR, PAGCOR shall surrender to MIC PAGCOR San Lazaro's premises, furnishing and equipment without delay subject to proper accounting and auditing of liabilities of PAGCOR and MIC.

Should PAGCOR unreasonably delay or unjustifiably fail to immediately surrender said contributions, MIC shall have the right to take possession of PAGCOR San Lazaro's premises, furnishing and equipment from PAGCOR. This is without prejudice to PAGCOR's right to take possession of the properties from MIC and apply the same for payment or satisfaction of its claims against MIC.

Furthermore, upon revocation, termination or expiration of the PTO, MIC undertakes to ship out of the Philippine territory, the gaming equipment and gaming paraphernalia in pursuance of Presidential Decree 519 and Letter of Instruction 1176 within 60 calendar days from the date of receipt or possession of the gaming equipment and gaming paraphernalia.

For income tax purposes, as the entity granted the permit to operate PAGCOR San Lazaro, MIC's income from casino operations is exempt from income tax in accordance with Section 13 of P.D. 1869, as amended, otherwise known as the PAGCOR Charter. Under P.D. 1869, earnings derived from the operation of casinos shall be imposed a 5% franchise tax, in lieu of all kinds of taxes, levies, fees or assessments of any kind, nature or description, levied, established or collected by any municipal, provincial, or national government authority.

b) Traditional Bingo Operation

On January 19, 2015, MIC was granted by PAGCOR the right to operate a traditional bingo operation at Winford Hotel and Casino. The terms of the bingo operation shall be coterminous with the term of the PTO. Under the agreement, MIC shall remit monthly to PAGCOR 15% of the total gross receipt from sale of bingo tickets and cards, including electronically stored bingo cards played through an electronic device, instant game tickets and bingo game variant cards.


The agreement provides, among others, that all capital and operating expenditure (including the prizes) related to the bingo operation shall be for the sole account of MIC.

c) Junket Agreement granted to Trafalgar Square and Leisure Corp. (a wholly owned subsidiary of MIC) (TSLC)

On May 16, 2016, TSLC was granted by PAGCOR the authority to bring in pre-registered foreign players to play in designated junket gaming areas in Winford Hotel and Casino with an initial Gaming Table Mix of four (4) junket gaming tables. Operation of gaming tables in excess of the initial Gaming Table Mix shall be subject to PAGCOR's approval. The agreement is effective for a period of three years, commencing on day 1 of the gaming operation at the junket area but not later than six months from the date of the agreement.

In consideration of the grant by PAGCOR, TSLC shall pay PAGCOR higher of (a) a monthly Minimum Guarantee Fee of US\$10 thousand per table or (b) ten percent (10%) of





the monthly gross winnings generated from the junket gaming operations. In addition to the monthly fee, TSLC shall remit five percent (5%) of the Monthly Gross Winnings of the Junket Gaming Operations to PAGCOR as Franchise Tax.

TSLC shall also deposit to PAGCOR the following:

- a) an amount equivalent to six (6) months of the Minimum Guarantee Fee of the Table Gaming Mix in the Junket Gaming Operation prior to the actual operation of the junket tables.
- b) an Administrative Charge Deposit in the amount equivalent to six months manpower cost of PAGCOR's Monitoring Team for the Junket Gaming Operation prior to the actual operation, which shall be made to cover TSLC's share in the cost of salaries and benefits of PAGCOR personnel assigned at the junket area in case the junket operations are suspended for reasons other than force majeure or fortuitous event.
- c) a cash bond in the amount of ₱1.0 million upon execution of the Junket Agreement in favor of PAGCOR to ensure and secure TSLC's compliance with the terms and conditions of the agreement and PAGCOR's pre-operating requirements.

Should TSLC cease operations, for reasons such as violation of terms or conditions as stated in the agreement with PAGCOR, one year or more after the commencement of the agreement but before the end of its term, only TSLC's cash bond and administrative charge deposit shall be forfeited in favor of PAGCOR. The gaming deposit shall be returned to TSLC after deducting any unpaid fees owed by the TSLC to PAGCOR.

All interest income accruing out of the above deposits shall pertain to PAGCOR.

#### Contingencies

##### *Unclaimed Dividends on Winnings*

Under PR58D of the *Rules and Regulations on Horse Racing* promulgated by the Philippine Racing Commission (PHILRACOM), the latter claims control over the disposition of unclaimed dividends.

The Parent Company disputed the legality of PR58D in its letters to PHILRACOM dated June 14, 2012 and July 13, 2012. The Parent Company maintained that there is no law authorizing PHILRACOM to determine the proper use or disposition of the unclaimed dividends and PHILRACOM exceed its rule-making authority in issuing PR58D. The Parent Company likewise contended that unclaimed dividends are private funds as these funds are not included in the amounts that are supposed to be remitted to or held by the Parent Company for the government under its charter.

Furthermore, a *Notice* appears in the dorsal portion of the Parent Company's betting tickets which state that winning tickets must be claimed within thirty days from date of purchase, otherwise, the prize shall be forfeited in favor of the Parent Company. This provision is a valid agreement between the Parent Company and the bettor under the principle of autonomy of contracts.

As part of its audit of the PHILRACOM, the Commission on Audit (COA) issued an *Independent Auditor's Report* dated March 27, 2013 wherein COA opined that unclaimed dividends of winning bettors should be forfeited in favor of the government and should form part of the National Treasury. However, in the same report, COA acknowledged the absence of any legislative mandate as regards the disposition of unclaimed dividends. Thus, COA required the PHILRACOM to request for a Declaratory Relief from the Department of Justice to resolve the issue on the nature of unclaimed dividends.





To resolve the foregoing issue, the Company filed a *Petition for Declaratory Relief* on November 6, 2013.

On July 27, 2016, the Regional Trial Court of Bacoor, Cavite granted the petition in favor of the Parent Company. Hence, unclaimed dividends and/or winnings within thirty days were declared to be private funds of the Parent Company (see Notes 16 and 24).

### 31. Financial Instruments

The following tables provide the fair value hierarchy of the Group's AFS financial assets, and loans and borrowings:

	2016				
	Carrying Amounts	Fair Value	Fair value measurement using		
			Quoted Prices in Active Market (Level 1)	Significant Observable Inputs (Level 2)	Significant Unobservable Inputs (Level 3)
AFS financial assets	₱12,628,515	₱12,628,515	₱12,628,515	₱-	₱-
Loans and borrowings	90,000,000	90,000,000	-	-	90,000,000
	<b>₱102,628,515</b>	<b>₱102,628,515</b>	<b>₱12,628,515</b>	<b>₱-</b>	<b>₱90,000,000</b>

	2015				
	Carrying Amounts	Fair Value	Fair value measurement using		
			Quoted Prices in Active Market (Level 1)	Significant Observable Inputs (Level 2)	Significant Unobservable Inputs (Level 3)
AFS financial assets	₱31,309,508	₱31,309,508	₱31,309,508	₱-	₱-
Loans and borrowings	39,000,000	39,000,000	-	-	39,000,000
	<b>₱70,309,508</b>	<b>₱70,309,508</b>	<b>₱31,309,508</b>	<b>₱-</b>	<b>₱39,000,000</b>

As of December 31, 2016 and 2015, the Parent Company's AFS financial assets measured at fair value under the Level 1 hierarchy totaled ₱12.6 million and ₱31.3 million, respectively. There were no financial instruments measured at fair value under the Level 2 and Level 3 hierarchy.

Unquoted AFS shares amounted to ₱0.6 million as of December 31, 2016 and 2015. Carrying amount of these shares is equal to its fair value as at December 31, 2016 and 2015, respectively.

In 2016 and 2015, the carrying value of cash and cash equivalents (except cash on hand), receivables, deposits, accounts payable and other liabilities (except statutory liabilities) and due to related parties approximate their fair value due to the short-term nature of the accounts.

### 32. Financial Risk Management Objectives and Policies

The Group's financial instruments comprise cash and cash equivalents (except cash on hand), receivables, AFS financial assets, deposits, accounts payable and other liabilities, interest-bearing loans and borrowings and due to related parties. The main purpose of these financial instruments is to finance the Group's operations.



APR 26 2017

The main risks arising from the use of these financial instruments include cash flow interest rate risk, equity price risk, foreign currency risk, credit risk and liquidity risk. The Group's BOD reviews and approves the policies for managing these risks and these are summarized below.

*Cash flow interest rate risk*

Cash flow interest rate risk is the risk that the future cash flows of a financial instrument will fluctuate because of changes in market interest rates. The Group has no exposure to the risk of changes in market interest rate because the Group's interest-bearing loans and borrowings carry fixed interest rates (see Note 15).

*Equity price risk*

Equity price risk is the risk that the fair values of quoted equity securities will fluctuate because of changes in the level of indices and the value of individual stocks. The Group is exposed to equity price risk because of quoted equity investments held by the Group, which are classified in the consolidated statements of financial position as held for trading investments and AFS financial assets.

The following table demonstrates the sensitivity of the Group's equity to a reasonably possible change in the PSE index (PSEi), with all other variables held constant, for the years ended December 31, 2016 and 2015:

	Increase (decrease) in PSEi	Effect on equity
2016	+14%	P1,777,757
	-14%	(1,777,757)
2015	+14%	4,309,074
	-14%	(4,309,074)

*Foreign currency risk*

Foreign currency risk is the risk that the fair value or future cash flows from the Group's foreign-currency denominated assets or liabilities may fluctuate due to changes in foreign exchange rates.

The Group's foreign currency risk relates to its foreign currency-denominated cash in banks. To manage this risk, management closely monitors the movements in exchange rates and regularly assesses future foreign exchange rate movements.

The Group's outstanding foreign currency-denominated financial asset pertaining to cash in banks as of December 31 and its Peso equivalent are as follows:

	United States (US) Dollar	Philippine Peso
2016	US\$5,290	P263,022
2015	9,287	437,046

As of December 31, 2016 and 2015, the applicable closing exchange rates were P49.72 and P47.06 to US\$1, respectively. Net foreign exchange loss amounted to P180,770, P97,482, and P1,675 in 2016, 2015 and 2014, respectively.

The sensitivity of the Group's income before income tax to a reasonably possible change in the US Dollar exchange rate against the Peso, with all other variables held constant, has no significant effect in the financial statements for the years ended December 31, 2016 and 2015.



APR 26 2017

*Credit risk*

Credit risk arises because the counterparty may fail to discharge its contractual obligations. The Group transacts only with related parties and recognized and creditworthy third parties. Receivable balances are monitored on an ongoing basis. Further, management intensifies its collection efforts to collect from defaulting third parties.

The Group's policy is to enter into transactions with a diversity of creditworthy parties to mitigate any significant concentration of credit risk. There is no significant concentration of credit risk in the Group.

The table below shows the maximum gross exposure to credit risk of the Group as of December 31, 2016 and 2015.

	2016	2015
Loans and receivables:		
Cash and cash equivalents:		
Cash in banks	P133,995,064	P95,908,691
Cash equivalents	24,166,563	28,819,236
	<b>158,161,627</b>	124,727,927
Receivables:		
Real estate receivables*	221,882,204	204,002,832
Receivable from third parties	15,252,500	1,969,000
Advances and loans to officers and employees	14,892,438	6,171,609
Rent receivables	9,668,945	7,448,153
Receivables from OTB operators	9,365,026	1,150,427
Receivable from PAGCOR	6,996,536	8,061,391
Dividends receivable	5,772,409	3,640,837
Due from related parties	4,999,109	4,116,424
Advances to suppliers	1,735,093	2,296,102
Advances and others	555,654	30,000
Others	5,891,700	6,304,625
	<b>297,011,614</b>	245,191,400
Deposits**	3,375,580	3,375,580
	<b>P458,548,821</b>	P373,294,907

\*Includes non-current real estate receivables.

\*\*Included in "Other noncurrent assets" account in the consolidated statements of financial position.

The tables below show the credit quality of financial assets as of December 31, 2016 and 2015.

	2016			Total
	Standard Grade	Past Due but not Individually Impaired	Individually Impaired	
Loans and receivables:				
Cash and cash equivalents:				
Cash in banks	P133,995,064	P-	P-	P133,995,064
Cash equivalents	24,166,563	-	-	24,166,563
	<b>158,161,627</b>	<b>-</b>	<b>-</b>	<b>158,161,627</b>
Receivables:*				
Real estate receivable	221,882,204	-	22,729,886	244,612,090
Receivable from third parties	15,252,500	-	-	15,252,500

(Forward)



APR 26 2017

	2016			
	Standard Grade	Past Due but not Individually Impaired	Individually Impaired	Total
Advances and loans to officers and employees	₱14,892,438	₱-	₱-	₱14,892,438
Receivables from OTB operators	9,365,026	-	133,304	9,498,330
Rent receivables	9,668,945	-	1,523,437	11,192,382
Receivable from PAGCOR	6,996,536	-	-	6,996,536
Dividends receivable	5,772,409	-	-	5,772,409
Due from related parties	4,999,109	-	-	4,999,109
Advances to suppliers	1,735,093	-	-	1,735,093
Advances and others	555,654	-	-	555,654
Others	5,891,700	-	9,105,378	14,997,078
	297,011,614	-	33,492,005	330,503,619
Deposits**	3,375,580	-	-	3,375,580
AFS financial assets	12,628,515	-	-	12,628,515
	₱471,177,336	₱-	₱33,492,005	₱504,669,341

\*Amounts are exclusive of nonfinancial assets amounting to ₱4.4 million.

\*\*Included in "Other noncurrent assets" account in the consolidated statements of financial position.

	2015			
	Standard Grade	Past Due but not Individually Impaired	Individually Impaired	Total
Loans and receivables:				
Cash and cash equivalents:				
Cash in banks	₱95,908,691	₱-	₱-	₱95,908,691
Cash equivalents	28,819,236	-	-	28,819,236
	124,727,927	-	-	124,727,927
Receivables*:				
Real estate receivable	204,002,832	-	9,587,790	213,590,622
Receivable from PAGCOR	8,061,391	-	-	8,061,391
Rent receivables	7,448,153	-	1,805,762	9,253,915
Advances and loans to officers and employees	6,171,609	-	-	6,171,609
Due from related parties	4,116,424	-	-	4,116,424
Dividends receivable	3,640,837	-	-	3,640,837
Advances to suppliers	2,296,102	-	-	2,296,102
Receivables from OTB operators	1,150,427	-	-	1,150,427
Receivable from MMTC	653,863	-	-	653,863
Others	7,649,762	-	9,128,594	16,778,356
	245,191,400	-	20,522,146	265,713,546
Deposits**	3,375,580	-	-	3,375,580
AFS financial assets	31,309,508	-	-	31,309,508
	₱404,604,415	₱-	₱20,522,146	₱425,126,561

\*Amounts are exclusive of nonfinancial assets amounting to ₱4.0 million.


\*\*Included in "Other noncurrent assets" account in the consolidated statements of financial position.

The credit quality of the financial assets was determined as follows:

*Financial instruments and cash deposits*

Credit risk from balances with banks and financial institutions is managed by the Group's treasury department in accordance with the Group's policy. Investments of surplus funds are made only with approved counterparties and within credit limits assigned to each counterparty. Counterparty credit limits are reviewed by the Group's Board of Directors on an annual basis, and may be updated throughout the year subject to approval of the Group's Finance Committee. The limits are set to minimize the concentration of risks and therefore mitigate financial loss through a counterparty's potential failure to make payments.





*Receivables*

Credit risk from receivables is managed by the Group through an established policy, procedures and control relating to credit risk management of receivables from customers, OTB operators, lessees, related parties and other counterparties.

An impairment analysis is performed at each reporting date. In addition, a large number of minor receivables are grouped into homogenous groups and assessed for impairment collectively. The calculation is based on actual incurred historical data. The maximum exposure to credit risk at the reporting date is the carrying value of each class of financial assets disclosed in Note 7. The Group does not hold collateral as security. The Group evaluates the concentration of risk with respect to trade receivables as low, as its customers are in different industries and none of which holds at least 5% of the total receivables.

These receivables have no history of significant default or delinquency in collections but have a reasonable probability of non-collectability.

Past due but not impaired loans and receivables amounted to nil as of December 31, 2016 and 2015.

*Liquidity risk*

The Group monitors and maintains a certain level of cash and cash equivalents to finance the Group's operation, ensure continuity of funding and to mitigate the effect of fluctuations in cash flows. It maintains a balance between continuity of funding and flexibility by regularly evaluating its projected and actual cash flows through the use of bank loans and extension of suppliers' credit terms. The Group maximizes the net cash inflows from operations to finance its working capital requirements.

The tables below summarize the maturity profile of the Group's financial liabilities as of December 31, 2016 and 2015 based on contractual undiscounted payments (principal and interest) and the profile of the financial assets used to manage the Group's liquidity risk.

**December 31, 2016**

	Within 1 year	>1 year to <3 years	3 years to <5 years	5 years and more	Total
Loans and borrowings:					
Bank loans*	₱92,700,000	₱-	₱-	₱-	₱92,700,000
Accounts payable and other liabilities**	249,234,339	-	-	-	249,234,339
	<b>₱341,934,339</b>	<b>₱-</b>	<b>₱-</b>	<b>₱-</b>	<b>₱341,934,339</b>

\* Amounts are inclusive of interest amounting to ₱2.7 million.


\*\* Amounts are exclusive of nonfinancial liabilities amounting to ₱63.2 million.

	Within 1 year	>1 year to <3 years	3 years to <5 years	5 years and more	Total
Loans and receivables:					
Cash in banks	₱133,995,064	₱-	₱-	₱-	₱133,995,064
Cash equivalents	24,166,563	-	-	-	24,166,563
Receivables*	297,011,614	-	-	-	297,011,614
Deposits**	-	-	3,375,580	-	3,375,580
	455,173,241	-	3,375,580	-	458,548,821
AFS financial assets	12,628,515	-	-	-	12,628,515
	<b>₱467,801,756</b>	<b>₱-</b>	<b>₱3,375,580</b>	<b>₱-</b>	<b>₱471,1A77,336</b>

\* Amounts are exclusive of nonfinancial assets amounting to ₱4.4 million.

\*\* Included in the "Other non-current assets" in the consolidated statements of financial position.





December 31, 2015

	Within 1 year	>1 year to <3 years	3 years to <5 years	5 years and more	Total
Loans and borrowings:					
Bank loans*	P40,365,000	P-	P-	P-	P40,365,000
Accounts payable and other liabilities**	242,096,215	-	-	-	242,096,215
	<b>P282,461,215</b>	<b>P-</b>	<b>P-</b>	<b>P-</b>	<b>P282,461,215</b>

\* Amounts are inclusive of interest amounting to P1.4 million.

\*\* Amounts are exclusive of nonfinancial liabilities amounting to P59.0 million.

	Within 1 year	>1 year to <3 years	3 years to <5 years	5 years and more	Total
Loans and receivables:					
Cash in banks	P95,908,691	P-	P-	P-	P95,908,691
Cash equivalents	28,819,236	-	-	-	28,819,236
Receivables*	245,191,400	-	-	-	245,191,400
Deposits**	-	-	3,375,580	-	3,375,580
	369,919,327	-	3,375,580	-	373,294,907
AFS financial assets	-	-	-	31,309,508	31,309,508
	<b>P369,919,327</b>	<b>P-</b>	<b>P3,375,580</b>	<b>P31,309,508</b>	<b>P404,604,415</b>

\* Amounts are exclusive of nonfinancial assets amounting to P4.0 million.

\*\* Included in the "Other non-current assets" in the consolidated statements of financial position.

### 33. Capital Management

The Group considers the total equity as its capital. The Group maintains a capital base to cover risks inherent in the business. The Group manages its capital structure and makes adjustments to it in light of changes in economic conditions and the risk characteristics of its activities. In order to maintain or adjust the capital structure, the Group may adjust the amount of dividend payments to shareholders, return capital to shareholders or issue capital securities.

The following table summarizes the total capital considered by the Group:

	2016	2015
Capital stock	<b>P996,170,748</b>	P996,170,748
Additional paid-in capital	<b>27,594,539</b>	27,594,539
Net cumulative changes in fair values of AFS financial assets	<b>4,962,621</b>	3,923,214
Remeasurement on retirement benefits	<b>24,133,722</b>	21,621,047
Retained earnings	<b>3,023,263,901</b>	3,150,149,222
Treasury shares	<b>(7,096)</b>	(7,096)
Noncontrolling interest	<b>66,139,220</b>	(1,619,647)
	<b>P4,142,257,655</b>	<b>P4,197,832,027</b>

No changes were made in the objectives, policies and processes from the previous years.





APR 26 2017

---

**34. Other Matters**


On April 4, 2014, a MOA was executed between the Parent Company and the Philippine Football Federation, Inc. (PFF) to jointly develop a football complex on a portion of MJC's SLLBP in Carmona, Cavite. This is in consonance with MJC's over-all plan to develop SLLBP into a leisure, gaming and entertainment hub.

The football complex shall consist of a pitch of Federacion Internationale de Football Association (FIFA) two star international standards, a training center and other football support facilities. It is envisioned to be the site of national and international matches and friendlies sanctioned by the FIFA, ASEAN Football Federation (AFF) and Asian Football Confederation (AFC).

PFF is responsible for the governance, development and promotion of football in the Philippines and the sole controlling body of all provincial football associations. It is a regular member of FIFA, AFF, AFC and the Philippine Olympic Committee.



**INDEPENDENT AUDITOR'S REPORT  
ON SUPPLEMENTARY SCHEDULES**



The Stockholders and the Board of Directors  
Manila Jockey Club, Inc.  
San Lazaro Leisure Park  
Brgy. Lantic, Carmona, Cavite

We have audited in accordance with Philippine Standards on Auditing (PSAs), the accompanying consolidated financial statements of Manila Jockey Club, Inc. and Subsidiaries (the Group) as at December 31, 2016 and 2015 and for each of the three years in the period ended December 31, 2016 included in this Form 17-A and have issued our report thereon dated April 25, 2017. Our audits were made for the purpose of forming an opinion on the consolidated financial statements taken as a whole. The schedules listed in the Index to Consolidated Financial Statements and Supplementary Schedules are the responsibility of the management of the Group. These schedules are presented for purposes of complying with Securities Regulation Code Rule 68, As Amended (2011), and are not part of the consolidated financial statements. These schedules have been subjected to the auditing procedures applied in the audit of the consolidated financial statements and, in our opinion, fairly state, in all material respects, the information required to be set forth therein in relation to the consolidated financial statements taken as a whole.

SYCIP GORRES VELAYO & CO.

Adeline D. Lumbres  
Partner  
CPA Certificate No. 0107241  
SEC Accreditation No. 1555-A (Group A),  
April 14, 2016, valid until April 14, 2019  
Tax Identification No. 224-024-746  
BIR Accreditation No. 08-001998-118-2016,  
February 15, 2016, valid until February 14, 2019  
PTR No. 5908715, January 3, 2017, Makati City

April 25, 2017



**MANILA JOCKEY CLUB, INC. AND SUBSIDIARIES**  
**Schedule A. Marketable Securities**  
**As of December 31, 2016**

Financial Assets	Name of Issuing Entity and Association of Each Issue	Number of Shares or Principal Amount of Bonds and Notes	Amount Shown in the Balance Sheet	Value Based on Market Quotation at End of Reporting Period	Income Received and Accrued
AFS investments					
Quoted Equity Shares					
	Dizon Copper Silvermines, Inc.	82	1,015	1,015	-
	Ayala Corporation (Class "B" Series 2 Perpetual Preferred Shares)	10,000	5,430,000	5,430,000	278,755
	PLDT	1,500	2,047,500	2,047,500	159,000
	Manila Southwoods	1	1,100,000	1,100,000	-
	Sta. Elena Golf	1	3,200,000	3,200,000	-
	Tagaytay Highland	1	550,000	550,000	-
	Club Filipino	1	170,000	170,000	-
	Tower Club, Inc	1	130,000	130,000	-
Unquoted Equity Shares (at cost)					
	PLDT (Subscriber's Plan)	1	370,047	370,047	-
	PLDT (10% Cumulative Convertible Preferred Stock)	6,975	69,750	69,750	-
	Banahaw Cable Car	1	5,000	5,000	-
	Metropolitan Theater - Membership	1	20,000	20,000	-
	PLDT (Subs. Investment Plan)	1	165,500	165,500	-
	Executive Suites Stocks - Membership	1	3,000	3,000	-
<b>Total</b>			<b>13,261,812</b>	<b>13,261,812</b>	<b>437,755</b>

APR 20 2017

**MANILA JOCKEY CLUB, INC. AND SUBSIDIARIES**

**Schedule B. Amounts Receivable from Directors, Officers, Employees, Related Parties and Principal Stockholders (Other than Affiliates)  
As of December 31, 2016**

Name and Designation of Debtor	Balance at Beginning of Period	Additions	Deductions		Current	Not Current	Balance at End of Period
			Amounts Collected	Amounts Written Off			
Various	6,201,609	8,690,829	-	-	14,892,438	-	14,892,438
<hr/>							
<hr/>							
<hr/>							

APR 20 2017

**MANILA JOCKEY CLUB, INC. AND SUBSIDIARIES**

**Schedule C. Amounts Receivable from Related Parties which are eliminated during the Consolidation of Financial Statements**

As of December 31, 2016

Name of Debtor	Designation of debtor	Balance at the Beginning of the Period	Additions	Deductions		Current	Not Current	Balance at End of Period
				Amounts Collected	Amounts Written Off			
Biohitech Philippines, Inc	Subsidiary	9,333	8,833	-	-	18,166	-	18,166
SLLP Holdings, Inc.	Subsidiary	9,333	8,833	-	-	18,166	-	18,166
MJC Forex Corporation	Subsidiary	-	102,500	-	-	102,500	-	102,500
Manilacockers Club, Inc.	Subsidiary	17,807,354	31,674,874	24,142,731	-	25,339,497	-	25,339,497
Gametime Sports and Technologies, Inc.	Subsidiary	7,286,119	18,651,933	-	-	25,938,052	-	25,938,052
Hi-Tech Harvest Limited	Subsidiary	208,795	-	-	-	208,795	-	208,795
New Victor Technology, Ltd	Subsidiary	2,518,874	915,853	-	-	3,434,727	-	3,434,727
Apo Reef World Resorts, Inc	Subsidiary	-	1,450,421	-	-	1,450,421	-	1,450,421
MJC Investment Corporation	Associate	4,107,091	873,852	-	-	4,980,943	-	4,980,943
Techsystems, Inc.	Associate	9,333	8,833	-	-	18,166	-	18,166
<b>TOTAL</b>		<b>31,956,232</b>	<b>53,695,932</b>	<b>24,142,731</b>	<b>-</b>	<b>61,509,433</b>	<b>-</b>	<b>61,509,433</b>

APR 26 2017

**MANILA JOCKEY CLUB, INC. AND SUBSIDIARIES**  
**Schedule D. Intangible Assets — Other Assets**  
**As of December 31, 2016**

Description	Beginning Balance	Additions at Cost	Charged to Cost and Expenses	Charged to Other Accounts	Other Changes		Ending Balance
					Additions / (Deductions)		
Not Applicable							

APR 26 2017

**MANILA JOCKEY CLUB, INC. AND SUBSIDIARIES**  
**Schedule E. Long-term Debt**  
**As of December 31, 2016**

Title of Issue and Type of Obligation	Amount Authorized by Indenture	Amount Shown Under Caption "Current Portion of Long-term Debt" in Related Balance Sheet	Amount Shown Under Caption "Long-term Debt" in Related Balance Sheet
---------------------------------------	--------------------------------	---	--

Not Applicable

APR 26 2017

**MANILA JOCKEY CLUB, INC. AND SUBSIDIARIES**  
 Schedule F. Indebtedness to Affiliates and Related Parties (Long-term Loans from Related Companies)  
 As of December 31, 2016

Name of Related Party	Balance at Beginning of Period	Balance at End of Period
<div style="border: 1px solid black; padding: 20px 100px;">Not Applicable</div>		

APR 26 2017



**MANILA JOCKEY CLUB, INC. AND SUBSIDIARIES**  
 Schedule G. Guarantees of Securities of Other Issuers  
 As of December 31, 2016

Name of Issuing Entity of Securities Guaranteed by the Company for which this Statement is Filed	Title of Issue of Each Class of Securities Guaranteed	Total Amount Guaranteed and Outstanding	Amount Owned by Person for which this Statement is Filed	Nature of Guarantee
<div style="border: 1px solid black; padding: 20px; display: inline-block;"> <p><b>Not Applicable</b></p> </div>				



**MANILA JOCKEY CLUB, INC. AND SUBSIDIARIES**

Schedule H. Capital Stock

As of December 31, 2016

Title of issue	Number of shares authorized	Number of shares issued and outstanding and shown under related balance sheet caption	Number of shares reserved for options, warrants, conversion and other rights	Number of shares held by related parties	Directors, officers and employees	Treasury
Common Stock	1,000,000,000	996,170,748	-	-	84,212,775	9,462

APR 26 2017

**MANILA JOCKEY CLUB, INC. AND SUBSIDIARIES**  
**Schedule I. Amounts Payable to Related Parties which are Eliminated during the Consolidation of Financial Statements**  
**As of December 31, 2016**

Name of Creditor	Balance at the Beginning of the Period	Additions	Deductions		Current	Not Current	Balance at End of Period
			Amounts Paid	Others			
New Victor Technology, Ltd	2,570,715	-	-	-	2,570,715	-	2,570,715
Manilacockers Club, Inc	4,242,354	376,459,458	374,292,421	-	6,409,391	-	6,409,391
Gametime Sports and Technologies, Inc.	-	5,837,350	-	-	5,837,350	-	5,837,350
	<b>6,813,069</b>	<b>382,296,808</b>	<b>374,292,421</b>	<b>-</b>	<b>14,817,456</b>	<b>-</b>	<b>14,817,456</b>

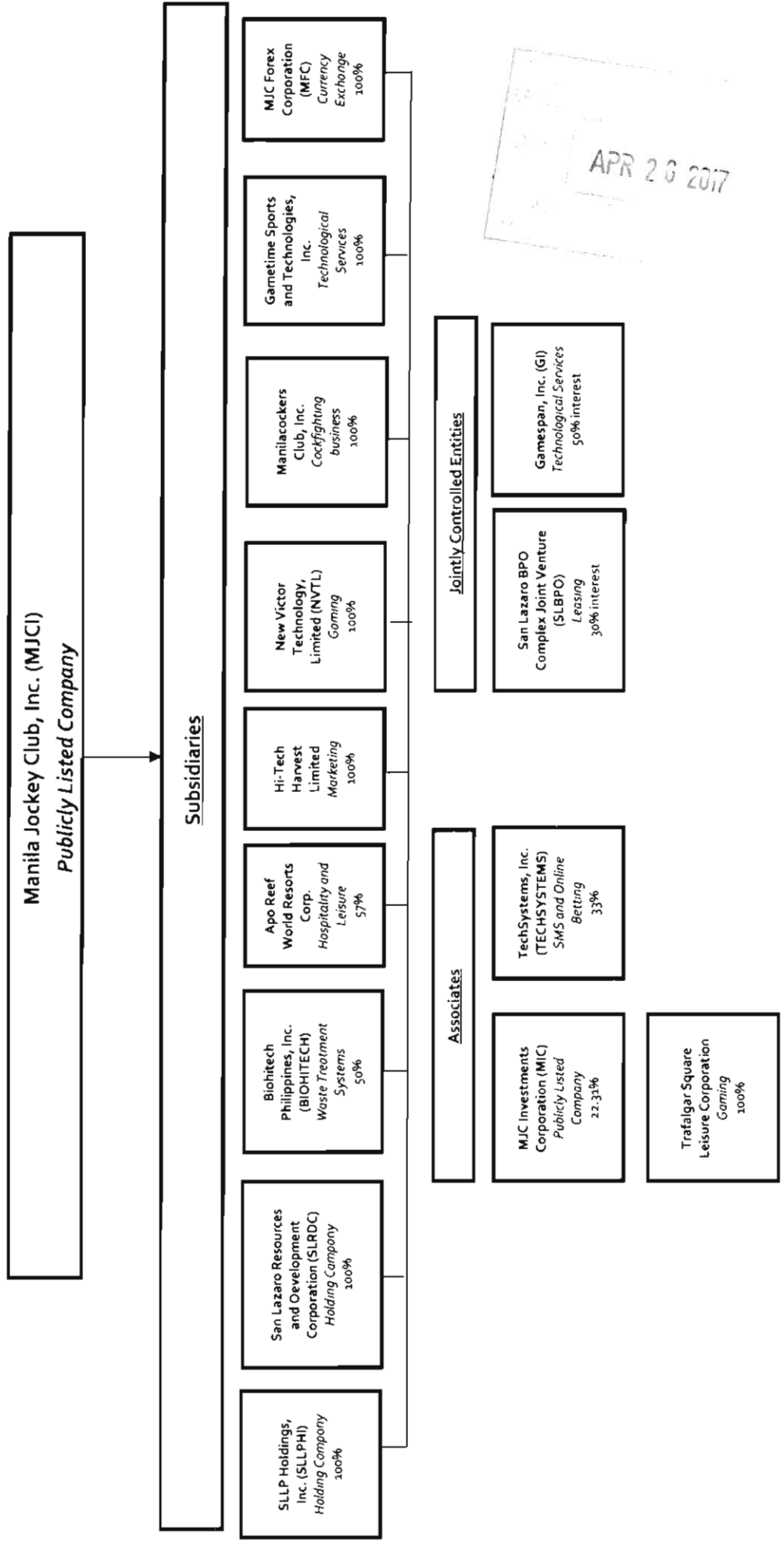


**MANILA JOCKEY CLUB, INC. AND SUBSIDIARIES**  
 Schedule J. Parent Company Retained Earnings Available for Dividend Declaration  
 As at and for the year ended December 31, 2016

Unappropriated retained earnings, beginning	P1,588,163,519
Add (less): Net income actually earned/realized during the year	21,486,712
Deemed cost adjustment on real estate properties realized through sale, net of	(442,500,663)
Deferred income tax	(31,106,860)
Unrealized foreign exchange loss - net	(191,722)
Treasury shares	(7,096)
Unappropriated retained earnings, as adjusted to amount available for dividend declaration	1,135,843,890
Less: Cash dividends declared during the year	(49,808,065)
<b>Unappropriated retained earnings available for dividend declaration, ending</b>	<b>P1,086,035,825</b>

APR 26 2017  
 MR. STRAICH

**MANILA JOCKEY CLUB, INC. AND SUBSIDIARIES**  
 Schedule K. Map of Subsidiaries, Joint Ventures and Associates  
 As of December 31, 2016



**MANILA JOCKEY CLUB, INC. AND SUBSIDIARIES**

**SCHEDULE OF ALL EFFECTIVE STANDARDS AND INTERPRETATIONS AS OF DECEMBER 31, 2016**

APR 26 2017

PHILIPPINE FINANCIAL REPORTING STANDARDS AND INTERPRETATIONS Effective as at January 1, 2016		Adopted	Not Adopted	Not Applicable
<b>Framework for the Preparation and Presentation of Financial Statements</b> Conceptual Framework Phase A: Objectives and qualitative characteristics		✓		
<b>PFRSs Practice Statement Management Commentary</b>				✓
<b>Philippine Financial Reporting Standards</b>				
<b>PFRS 1 (Revised)</b>	First-time Adoption of Philippine Financial Reporting Standards			✓
	Amendments to PFRS 1 and PAS 27: Cost of an Investment in a Subsidiary, Jointly Controlled Entity or Associate			✓
	Amendments to PFRS 1: Additional Exemptions for First-time Adopters			✓
	Amendment to PFRS 1: Limited Exemption from Comparative PFRS 7 Disclosures for First-time Adopters			✓
	Amendments to PFRS 1: Severe Hyperinflation and Removal of Fixed Date for First-time Adopters			✓
	Amendments to PFRS 1: Government Loans			✓
	Amendments to PFRS 1: Borrowing Costs			✓
	Amendments to PFRS 1: Meaning of Effective PFRS			✓
<b>PFRS 2</b>	Share-based Payment			✓
	Amendments to PFRS 2: Vesting Conditions and Cancellations			✓
	Amendments to PFRS 2: Group Cash-settled Share-based Payment Transactions			✓
	Amendments to PFRS 2: Definition of Vesting Conditions			✓
	Amendment to PFRS 2: Share-based Payment, Classification and Measurement of Share-based Payment Transactions	Not early adopted		
<b>PFRS 3 (Revised)</b>	Business Combinations	✓		
	Amendments to PFRS 3: Accounting for Contingent Consideration in a Business Combination			✓
	Amendments to PFRS 3: Scope Exceptions for Joint Arrangements			✓
<b>PFRS 4</b>	Insurance Contracts			✓
	Amendments to PAS 39 and PFRS 4: Financial Guarantee Contracts			✓



Date: APR 26 2017  
 Adopted  
 Not Adopted  
 Not Applicable

PHILIPPINE FINANCIAL REPORTING STANDARDS AND INTERPRETATIONS Effective as at January 1, 2016		Adopted	Not Adopted	Not Applicable
	Amendment to PFRS 4: Applying PFRS 9, Financial Instruments with PFRS 4	Not early adopted		
PFRS 5	Non-current Assets Held for Sale and Discontinued Operations			✓
	Amendments to PFRS 5: Changes in Methods of Disposal			✓
PFRS 6	Exploration for and Evaluation of Mineral Resources			✓
PFRS 7	Financial Instruments: Disclosures	✓		
	Amendments to PAS 39 and PFRS 7: Reclassification of Financial Assets			✓
	Amendments to PAS 39 and PFRS 7: Reclassification of Financial Assets - Effective Date and Transition			✓
	Amendments to PFRS 7: Improving Disclosures about Financial Instruments	✓		
	Amendments to PFRS 7: Disclosures - Transfers of Financial Assets	✓		
	Amendments to PFRS 7: Disclosures - Offsetting Financial Assets and Financial Liabilities	✓		
	Amendments to PFRS 7: Mandatory Effective Date of PFRS 9 and Transition Disclosures	✓		
	Amendments to PFRS 7: Servicing Contracts	✓		
	Amendments to PFRS 7: Applicability of the Amendments to PFRS 7 to Condensed Interim Financial Statements	✓		
PFRS 8	Operating Segments	✓		
	Amendments to PFRS 8: Aggregation of Operating Segments and Reconciliation of the Total of the Reportable Segments' Assets to the Entity's Assets	✓		
PFRS 9	Financial Instruments	Not early adopted		
	Amendments to PFRS 9: Mandatory Effective Date of PFRS 9 and Transition Disclosures	Not early adopted		
PFRS 10	Consolidated Financial Statements	✓		
	Amendments to PFRS 10: Investment Entities	✓		
	Amendments to PFRS 10: Sale or Contribution of Assets between an Investor and its Associate or Joint Venture	Not early adopted		
	Amendments to PFRS 10: Applying the Consolidation Exception			✓
PFRS 11	Joint Arrangements	✓		





PHILIPPINE FINANCIAL REPORTING STANDARDS AND INTERPRETATIONS Effective as at January 1, 2016		Adopted	Not Adopted	Not Applicable
	Amendments to PFRS 11: Accounting for Acquisitions of Interests in Joint Operations			✓
PFRS 12	Disclosure of Interests in Other Entities	✓		
	Amendments to PFRS 12: Investment Entities	✓		
	Amendments to PFRS 12: Applying the Consolidation Exception			✓
	Amendments to PFRS 12 – Clarification of the Scope of the Standard	Not early adopted		
PFRS 13	Fair Value Measurement (2013 Version)	✓		
	Amendments to PFRS 13: Short-term Receivables and Payables	✓		
	Amendments to PFRS 13: Portfolio Exception	✓		
PFRS 14	Regulatory Deferral Accounts			✓
PFRS 15	Revenue from Contracts with Customers	Not early adopted		
PFRS 16	Leases	Not early adopted		
<b>Philippine Accounting Standards</b>				
PAS 1 (Revised)	Presentation of Financial Statements	✓		
	Amendment to PAS 1: Capital Disclosures	✓		
	Amendments to PAS 32 and PAS 1: Puttable Financial Instruments and Obligations Arising on Liquidation	✓		
	Amendments to PAS 1: Presentation of Items of Other Comprehensive Income	✓		
	Amendments to PAS 1: Clarification of the Requirements for Comparative Presentation	✓		
PAS 2	Inventories	✓		
PAS 7	Statement of Cash Flows	✓		
	Amendment to PAS 7: Disclosure Initiative	Not early adopted		
PAS 8	Accounting Policies, Changes in Accounting Estimates and Errors	✓		
PAS 10	Events after the Reporting Period	✓		
PAS 11	Construction Contracts	✓		
PAS 12	Income Taxes	✓		
	Amendment to PAS 12 - Deferred Tax: Recovery of Underlying Assets	✓		
	Amendment to PAS 12 – Recognition of Deferred Tax Assets for Unrealized Losses	Not early adopted		
PAS 16	Property, Plant and Equipment	✓		
	Amendment to PAS 16: Classification of Servicing	✓		





APR 26 2017

PHILIPPINE FINANCIAL REPORTING STANDARDS AND INTERPRETATIONS Effective as at January 1, 2016		Adopted	Not Adopted	Not Applicable
	Equipment			
	Amendment to PAS 16: Revaluation Method - Proportionate Restatement of Accumulated Depreciation	✓		
	Amendment to PAS 16: Clarification of Acceptable Methods of Depreciation	✓		
	Amendment to PAS 16: Bearer Plants			✓
PAS 17	Leases	✓		
PAS 18	Revenue	✓		
PAS 19	Employee Benefits	✓		
(Amended)	Amendments to PAS 19: Defined Benefit Plans: Employee Contributions			✓
	Amendments to PAS 19: Regional market issue regarding discount rate	✓		
PAS 20	Accounting for Government Grants and Disclosure of Government Assistance			✓
PAS 21	The Effects of Changes in Foreign Exchange Rates	✓		
	Amendment: Net Investment in a Foreign Operation	✓		
PAS 23 (Revised)	Borrowing Costs	✓		
PAS 24 (Revised)	Related Party Disclosures	✓		
	Amendments to PAS 24: Key Management Personnel	✓		
PAS 26	Accounting and Reporting by Retirement Benefit Plans	✓		
PAS 27 (Amended)	Separate Financial Statements	✓		
	Amendments to PAS 27: Investment Entities			✓
	Amendments to PAS 27: Equity Method Separate Financial Statements			✓
PAS 28 (Amended)	Investments in Associates and Joint Ventures	✓		
	Amendments to PAS 28: Sale or Contribution of Assets between an Investor and its Associate or Joint Venture	Not early adopted		
	Amendments to PAS 28: Applying the Consolidation Exception			✓
	Amendment to PAS 28 ~ Measuring an Associate or Joint Venture at Fair Value			✓
PAS 29	Financial Reporting in Hyperinflationary Economies	✓		



APR 26 2017

- 5 -

PHILIPPINE FINANCIAL REPORTING STANDARDS AND INTERPRETATIONS Effective as at January 1, 2016		Adopted	Not Adopted	Not Applicable
PAS 32	Financial Instruments: Disclosure and Presentation	✓		
	Amendments to PAS 32 and PAS 1: Puttable Financial Instruments and Obligations Arising on Liquidation	✓		
	Amendment to PAS 32: Classification of Rights Issues	✓		
	Amendment to PAS 32: Tax Effect of Distribution to Holders of Equity Instruments	✓		
	Amendments to PAS 32: Offsetting Financial Assets and Financial Liabilities	✓		
PAS 33	Earnings per Share	✓		
PAS 34	Interim Financial Reporting	✓		
	Amendment to PAS 34: Interim Financial Reporting and Segment Information for Total Assets and Liabilities	✓		
	Amendment to PAS 34: Disclosure of information 'Elsewhere in the Interim Financial Report'	✓		
PAS 36	Impairment of Assets	✓		
	Amendments to PAS 36: Recoverable Amount Disclosures for Non-Financial Assets	✓		
PAS 37	Provisions, Contingent Liabilities and Contingent Assets	✓		
PAS 38	Intangible Assets			✓
	Amendments to PAS 38: Revaluation Method - Proportionate Restatement of Accumulated Amortization			✓
	Amendments to PAS 38: Clarification of Acceptable Methods of Amortization			✓
PAS 39	Financial Instruments: Recognition and Measurement	✓		
	Amendments to PAS 39: Transition and Initial Recognition of Financial Assets and Financial Liabilities	✓		
	Amendments to PAS 39: Cash Flow Hedge Accounting of Forecast Intragroup Transactions	✓		
	Amendments to PAS 39: The Fair Value Option	✓		
	Amendments to PAS 39 and PFRS 4: Financial Guarantee Contracts			✓
	Amendments to PAS 39 and PFRS 7: Reclassification of Financial Assets	✓		
	Amendments to PAS 39 and PFRS 7: Reclassification of Financial Assets - Effective Date and Transition	✓		



DATE  
APR 20 2017

PHILIPPINE FINANCIAL REPORTING STANDARDS AND INTERPRETATIONS Effective as at January 1, 2016		Adopted	Not Adopted	Not Applicable
	Amendments to Philippine Interpretation IFRIC-9 and PAS 39: Embedded Derivatives	✓		
	Amendment to PAS 39: Eligible Hedged Items	✓		
	Amendment to PAS 39: Novation of Derivatives and Continuation of Hedge Accounting	✓		
PAS 40	Investment Property	✓		
	Amendment to PAS 40: Investment Property	✓		
	Amendment to PAS 40: Transfers of Investment Property	Not early adopted		
PAS 41	Agriculture			✓
	Amendment to PAS 41: Bearer Plants			✓
<b>Philippine Interpretations</b>				
IFRIC 1	Changes in Existing Decommissioning, Restoration and Similar Liabilities			✓
IFRIC 2	Members' Share in Co-operative Entities and Similar Instruments			✓
IFRIC 4	<i>Determining Whether an Arrangement Contains a Lease</i>	✓		
IFRIC 5	Rights to Interests arising from Decommissioning, Restoration and Environmental Rehabilitation Funds			✓
IFRIC 6	<i>Liabilities arising from Participating in a Specific Market - Waste Electrical and Electronic Equipment</i>			✓
IFRIC 7	<i>Applying the Restatement Approach under PAS 29 Financial Reporting in Hyperinflationary Economies</i>			✓
IFRIC 8	<i>Scope of PFRS 2</i>			✓
IFRIC 9	Reassessment of Embedded Derivatives			✓
	Amendments to Philippine Interpretation IFRIC-9 and PAS 39: Embedded Derivatives			✓
IFRIC 10	<i>Interim Financial Reporting and Impairment</i>			✓
IFRIC 11	PFRS 2- Group and Treasury Share Transactions			✓
IFRIC 12	Service Concession Arrangements			✓
IFRIC 13	Customer Loyalty Programmes			✓
IFRIC 14	The Limit on a Defined Benefit Asset, Minimum Funding Requirements and their Interaction			✓
	Amendments to Philippine Interpretations IFRIC-14, Prepayments of a Minimum Funding Requirement			✓



APR 26 2017

PHILIPPINE FINANCIAL REPORTING STANDARDS AND INTERPRETATIONS Effective as at January 1, 2016		Adopted	Not Adopted	Not Applicable
IFRIC 15	Agreements for Construction of Real Estate			✓
IFRIC 16	Hedges of a Net Investment in a Foreign Operation			✓
IFRIC 17	Distributions of Non-cash Assets to Owners			✓
IFRIC 18	Transfers of Assets from Customers			✓
IFRIC 19	Extinguishing Financial Liabilities with Equity Instruments			✓
IFRIC 20	Stripping Costs in the Production Phase of a Surface Mine			✓
IFRIC 21	Levies	✓		
IFRIC 22	Foreign Currency Transactions and Consideration and Advance Consideration	Not early adopted		
SIC-7	Introduction of the Euro			✓
SIC-10	Government Assistance - No Specific Relation to Operating Activities			✓
SIC-15	Operating Leases - Incentives			✓
SIC-25	Income Taxes - Changes in the Tax Status of an Entity or its Shareholders			✓
SIC-27	Evaluating the Substance of Transactions Involving the Legal Form of a Lease			✓
SIC-29	Service Concession Arrangements: Disclosures.			✓
SIC-31	Revenue - Barter Transactions Involving Advertising Services			✓
SIC-32	Intangible Assets - Web Site Costs			✓



**MANILA JOCKEY CLUB, INC. AND SUBSIDIARIES**  
**Schedule M. Financial Soundness Indicators**  
**As of December 31, 2016**

	As of and for the Year Ended December 31		
	2016	2015	2014
<b>Liquidity ratios</b>			
Current ratio <sup>(a)</sup>	1.09	1.30	1.09
Interest rate coverage ratio <sup>(b)</sup>	7.97	11.56	24.26
<b>Solvency ratios</b>			
Debt to equity ratio <sup>(c)</sup>	0.02	0.01	0.02
Asset to equity ratio <sup>(d)</sup>	1.17	1.14	1.19
<b>Profitability ratio</b>			
EBITDA margin <sup>(e)</sup>	0.03	0.07	0.23

<sup>(a)</sup> Current assets over current liabilities

<sup>(b)</sup> EBITDA over interest expense and financing charges on borrowings

<sup>(c)</sup> Interest-bearing debts over total equity

<sup>(d)</sup> Total assets over total equity

<sup>(e)</sup> EBITDA over gross revenues from operations